



UBC Okanagan Campus 2022/23 International Facts

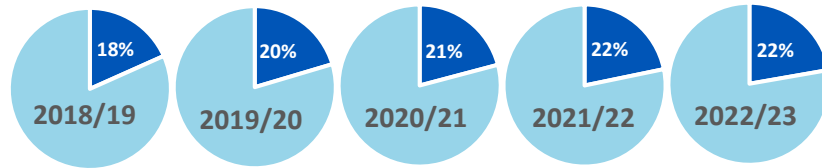


INTERNATIONAL UNDERGRADUATE AND GRADUATE HEADCOUNT

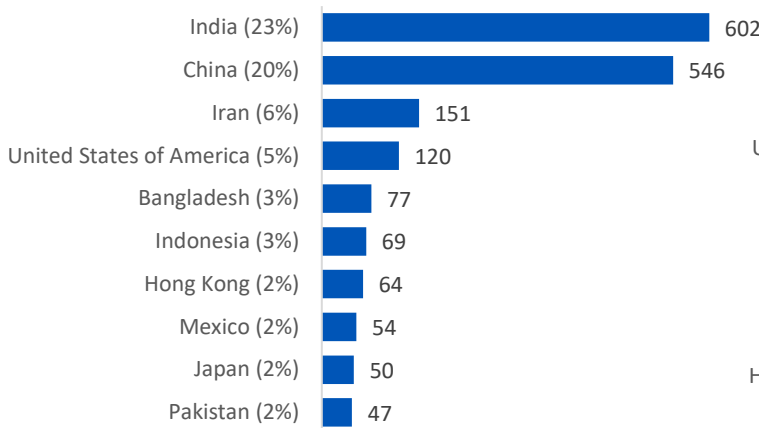
	2018/19	2019/20	2020/21	2021/22	2022/23
Undergraduate	1,504	1,799	2,018	2,139	2,020
Graduate	316	386	396	470	646
Total	1,820	2,185	2,414	2,609	2,666
VIRO	37	47	11	33	40

VIRO (Visiting International Research Students) do not take for credit courses.

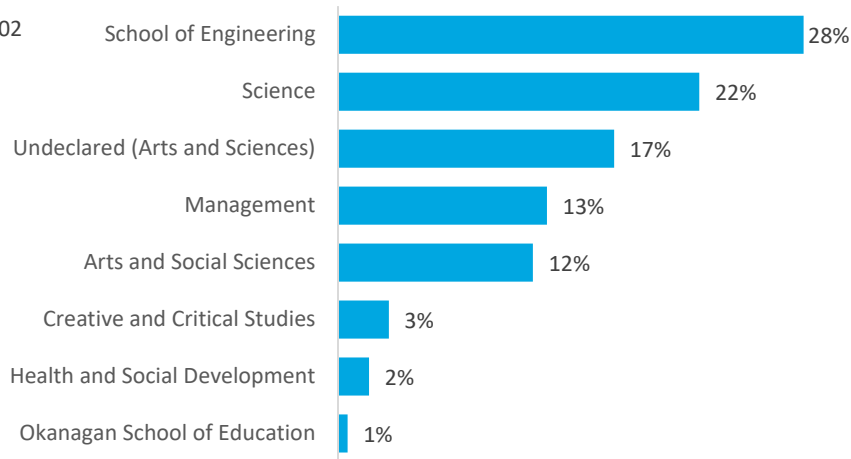
INTERNATIONAL % OF OVERALL STUDENT HEADCOUNT



TOP 10 COUNTRIES OR TERRITORIES OF CITIZENSHIP



HOME FACULTY OF INTERNATIONAL STUDENTS

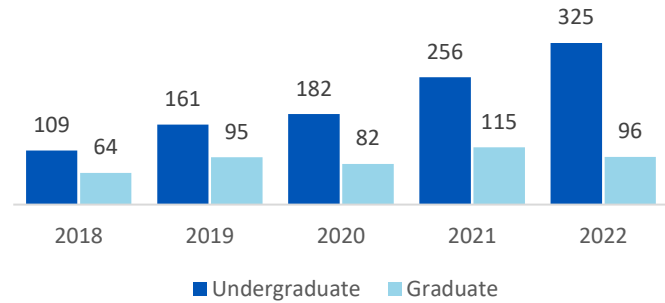


115 countries represented by international students

UBC RANKINGS

- 7** THE Impact Ranking On Climate Action (2022)
- 13** THE University Impact Rating (2022)
- 40** THE World University Ranking (2023)
- 44** Academic Ranking of World Universities (2022)
- 47** QS World University Ranking (2023)

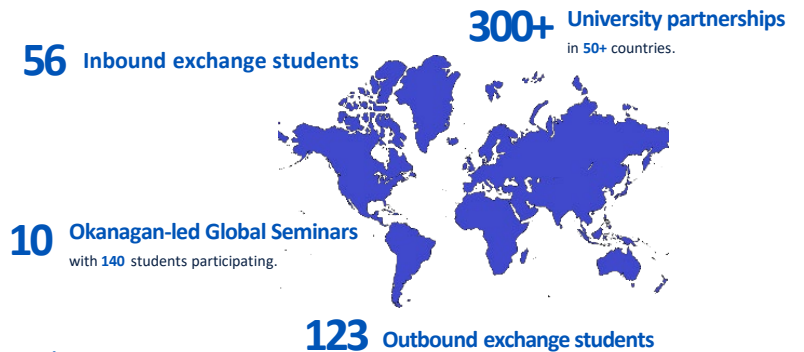
DEGREES CONFERRED BY CALENDAR YEAR



STUDENT FINANCIAL AID

\$4,040,500	International undergraduate merit based awards
\$1,974,500	International undergraduate need/merit based hybrid awards
\$25,000	International community achievement awards
\$319,955	International experiential learning program funding
\$6,359,955	TOTAL FUNDING

PARTNERSHIPS AND INBOUND/OUTBOUND EXCHANGES



TUITION

\$44,584 Total undergraduate tuition for a full-time, 30 credit course load*

* (e.g. first-year BMGT-O); students starting in 2022W