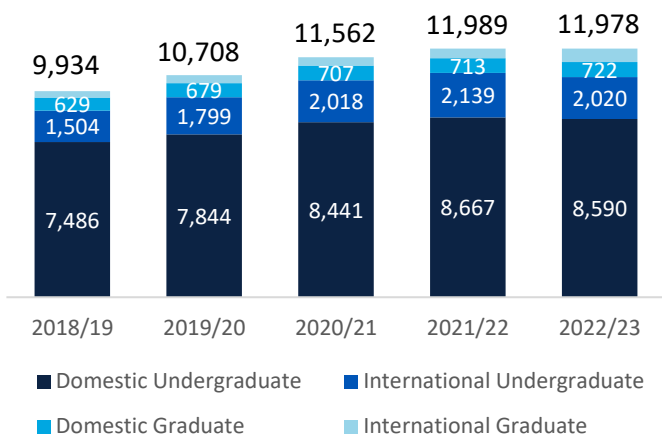


# Campus Facts 2022/23

The University of British Columbia is a global centre for research and teaching, consistently ranked among the 50 best universities in the world. UBC's Okanagan campus is situated in the traditional, ancestral and unceded territory of the Syilx Okanagan Peoples, and is an intimate learning community embracing bold new ways of thinking.

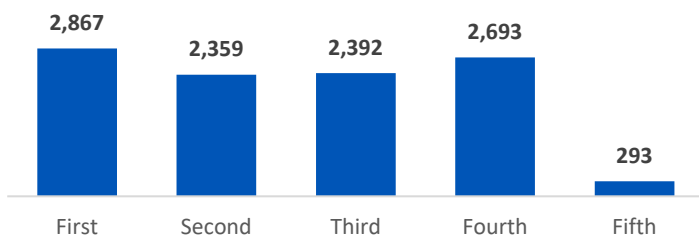
## Student Enrolment

### HEADCOUNT OVER TIME



Headcount totals are valid as of November 1. Total headcount excludes visiting international research students (VIRO), who, although attending UBC and assigned student numbers, are not enrolled in "for-credit" courses. There were 40 students in this category in 2022/23.

### OVERALL UNDERGRADUATE STUDENT HEADCOUNT BY PROGRAM YEAR LEVEL



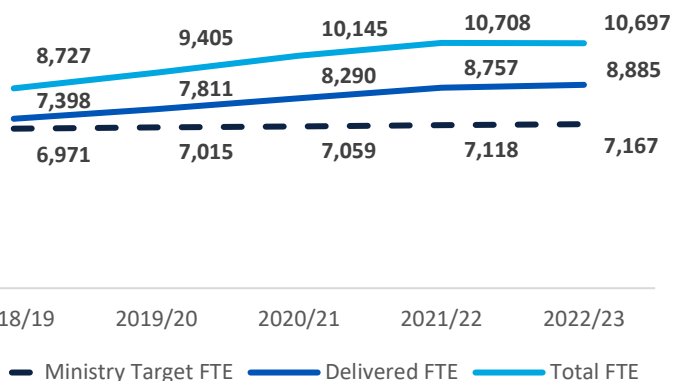
Headcount data are valid as of November 1. Year level represents program year level and not necessarily the number of years a student has been enrolled in their program. A small number of non-degree students do not have a year level.

### WINTER SESSION HEADCOUNT BY ENROLMENT STATUS

	Full-Time	Part-Time
<b>UNDERGRADUATE</b>	7,942 75%	2,668 25%
<b>GRADUATE</b>	1,233 90%	135 10%

Headcount totals are valid as of November 1. Undergraduate students are full-time if enrolled in 24 or more credits. All doctoral students are considered full-time. Master's students are full-time if registered in a thesis, research project, or in 2 or more courses per term.

### FTE ENROLMENT OVER TIME



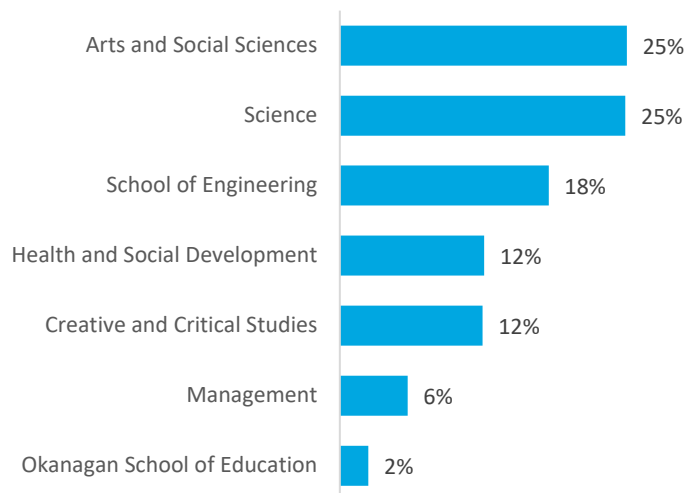
Total FTE includes all students.

Ministry Target FTE (these targets are the FTE funded by the Ministry which excludes international undergraduate students).

FTE totals are valid as of March 1 (2022 projected as of November 1). Undergraduate FTE are normal program load. Graduate FTE are annualized. FTE includes Summer and Winter session activity.

## Teaching & Learning

### WINTER SESSION UNDERGRADUATE COURSE ENROLMENTS BY FACULTY



FTE numbers valid as of November 1, 2022.

Faculty represents the faculty that offers the course, not the faculty that students belong to. Numbers exclude exchange classes and waitlisted students.

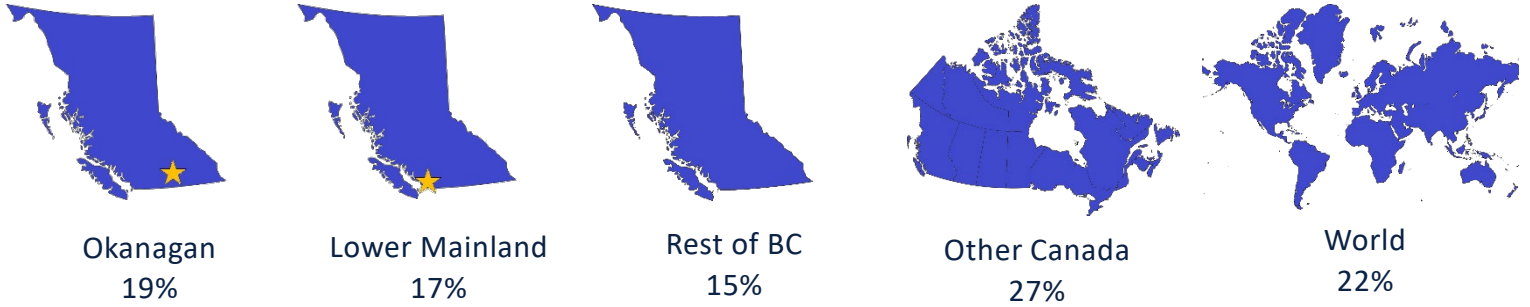


THE UNIVERSITY OF BRITISH COLUMBIA

Okanagan Campus

# Student Origins

Location of Previous Institution Attended, New Undergraduate Direct-Entry Students (2022/23)

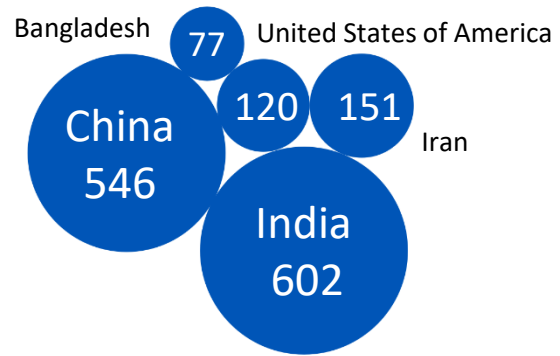


**115** countries and territories represented by international students

**27%** of students are new to UBC in 2022

**2,120** beds available in on-campus housing

## TOP 5 COUNTRIES AND TERRITORIES OF INTERNATIONAL CITIZENSHIP



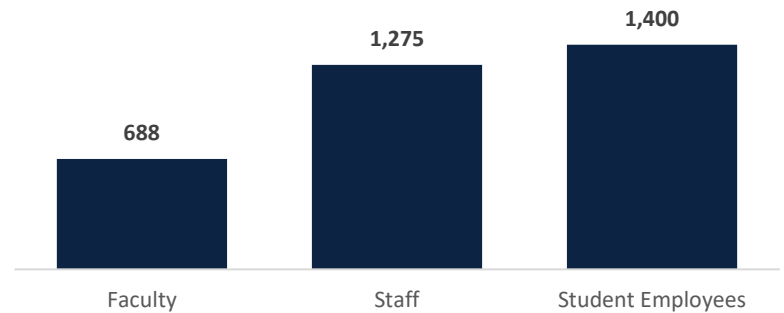
## Credentials Awarded

PROGRAM	2018	2019	2020	2021	2022
Certificates and Diplomas	11	12	10	3	12
Bachelor's Degrees	1,440	1,480	1,638	1,772	1,845
Master's Degrees	214	263	287	282	264
Doctoral Degrees	27	45	48	28	56
<b>GRAND TOTAL</b>	<b>1,692</b>	<b>1,800</b>	<b>1,983</b>	<b>2,065</b>	<b>2,177</b>

Totals are presented by calendar year. Degrees, and certificate and diploma totals are valid as of November 2022.

**24,193** degrees conferred since 2006

## EMPLOYMENT



Headcount totals are valid as of November 1. Headcount totals are unique (by primary job) and include paid employees only.

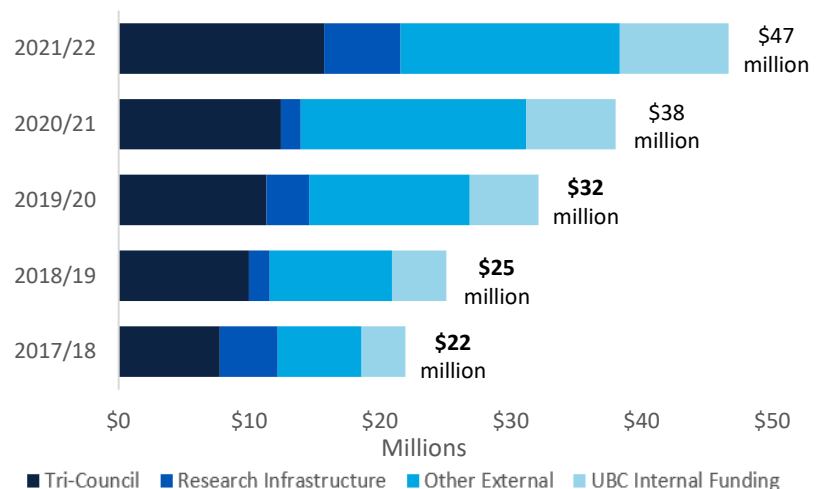
## Campus Operations

### FINANCE & FUNDRAISING

FISCAL YEAR	TOTAL REVENUE (\$M)	ANNUAL FUNDRAISING (\$M)
2018/19	180	7
2019/20	210	8
2020/21	217	14
2021/22	254	13
2022/23	280	

Revenue reflects actual total revenue at year end (March 31) except for current fiscal year which reflects forecast at second quarter-end (Sep 30). Total revenue includes one time and recurring funding, sales and service, and interfund transfers in. Fundraising totals are stated on an annual basis.

### ACADEMIC RESEARCH FUNDING



**56** buildings on campus **151** hectares