

---

## New to UBC 2022 Okanagan Undergraduates: Final Report

---

This report shows findings from the New to UBC (NUBC) 2022 Survey of new UBC Okanagan undergraduate students first enrolling at UBC in September 2022. The data collection period was from August 8 to August 29, 2022.

UBCO	Invited new to UBCO undergraduates	Completed responses	Complete response rate	Complete + Partial <sup>1</sup> responses	Complete + Partial Response Rate
Direct-entry	2,201	861	39%	1,414	64%
Direct-entry, Domestic	1,683	645	38%	1,067	63%
Direct-entry, International	518	216	42%	347	67%

### BACKGROUND

The New to UBC (NUBC) survey is conducted annually of new, incoming undergraduate students of both UBC campuses, UBC Vancouver (UBCV) and UBC Okanagan (UBCO). The survey provides a snapshot of what new, incoming UBC undergraduate students have experienced before they begin their UBC studies in September, including information of their prior knowledge, abilities, points of view, and their perceived needs and concerns. This information helps the UBC administration in its efforts to support the students' transition from high school or another post-secondary institution to UBC.

### METHODOLOGY

All new, incoming UBCO undergraduate students were invited to participate in the NUBC survey (N=2770) online via email on August 8, 2022. Four reminders were sent, about every four to five days after the initial invitation to students who had not yet responded.

Both direct-entry undergraduate students entering UBCO from high school (N=2201) and those transferring from another post-secondary institution (N=569) were invited. ***All analyses in this report focus on new direct-entry UBCO undergraduate students.***

The survey instrument in 2022 had slight revisions compared to 2021, with only the demographic section noticeably modified. However, the NUBC was significantly revised in 2021 to better align the questions with the current strategic priorities of UBC, reducing comparability to the 2020 version. The Executive summary contains some comparisons across 2020, 2021, and 2022 where possible, but the body of the report does not. Future comparisons will be available in an upcoming 2021-2022 NUBC comparison dashboard.

---

<sup>1</sup> A partial response indicates the student started, but did not complete and submit the survey.

## Contents

Background ..... 1

Methodology..... 1

Executive Summary..... 3

Summary of Findings..... 5

    Section 1: Where students live ..... 5

    Section 2: Overall Experience ..... 7

    Section 3: Student Mindset..... 13

    Section 4: UBC Communications..... 16

    Section 5: Learning Goals..... 26

    Section 6: Course Registrations ..... 28

    Section 7: Transportation ..... 30

    Section 8: Wellbeing ..... 34

    Section 9: Financial impact/concerns ..... 38

    Section 10: Study Permit..... 42

    Section 11: Demographics ..... 43

## EXECUTIVE SUMMARY

**Overall satisfaction with UBC.** New UBCO undergraduate students in 2022 report higher levels of satisfaction with their overall experience with UBC so far for both domestic (2022: 78%, 2021: 74%, 2020: 74%) and international (2022: 79%, 2021: 75%, 2020: 71%) students this year.

**UBC communications.** Most new UBCO undergraduate students feel that their communications from UBC are sent at the right time and for both domestic (2022: 64%, 2021: 59%) and international (2022: 74%, 2021: 69%) students. Domestic students are either satisfied with how often they receive email communication from UBC for both domestic (2022: 59%, 2021: 59%), or would like to receive email communication more often (2022: 35%, 2021: 33%). International students report being more satisfied with how often they receive email communication from UBC (2022: 69%, 2021: 57%) students, and less report wanting more emails (2022: 28%, 2021: 39%).

NUBC respondents are generally satisfied with communications and updates on how UBC is proceeding with COVID-19 precautions and procedures has increased for both domestic (2022: 71%, 2021: 62%) and international (2022: 74%, 2021: 70%) students. While reporting less satisfaction with UBC's communication regarding student housing for both domestic (2022: 51%, 2021: 42%) international (2022: 66%, 2021: 57%) students, both groups are more satisfied in 2022 than in 2021.

**Course registration.** New UBCO undergraduate students in 2022 report a positive overall experience registering for their classes. Both domestic (2022: 91%, 2021: 91%) and international (2022: 87%, 2021: 90%) students knew the date and time their course registration opened. Most felt that they had enough time to create their work lists for registration, domestic numbers (2022: 81%, 2021: 83%) remained stable while less international students (2022: 76%, 2021: 84%) agreed in 2022. The majority received course selection and registration support in a timely manner for both domestic (2022: 69%, 2021: 66%) and international (2022: 74%, 2021: 73%) students.

**What do undergraduate students want to get out of their UBC education?** (1) Finding a meaningful career, (2) personal growth and development, and (3) community, friendship, personal connection are the most important outcomes that new UBCO undergraduate students want from their UBC education.

**Health and wellbeing.** Most new domestic (2022: 79%, 2021: 79%) UBCO undergraduate students say they currently have access to a family doctor or other specialists, only half of international (2022: 49%, 2021: 52%) students report the same. While only a minority of domestic (2022: 20%, 2021: 19%) and international (2022: 13%, 2021: 16%) students are currently receiving or accessing mental health support, about half of domestic students (2022: 49%, 2021: 52%) and a significant minority of international (2022: 43%, 2021: 41%) students are concerned about their mental health while studying at UBC.

**Stress management.** This year, new UBCO undergraduate students report in 2021 and 2022 less confidence in their ability to succeed in their courses than compared to 2020 for both domestic (2022: 63%, 2021: 61%, 2020: 72%) and international (2022: 70%, 2021: 72%, 2020: 78%) students. Similarly, domestic (2022: 57%, 2021: 55%, 2020: 72%) and international (2022: 69%, 2021: 69%, 2020: 80%) students report similar confidence in their ability to cope with the demands of life as in 2021, but lower than 2020.

**Living arrangements / Commute.** Most new UBCO undergraduate students domestic (2022: 64%, 2021: 60%), and international (2022: 88%, 2021: 77%) report they plan to live on campus. A few domestic (2022: 5%, 2021: 7%) and international (2022: 3%, 2021: 4%) students plan to live near campus on Academy Hill or Quail Ridge. A minority of domestic students (2022: 29%, 2021: 30%) plan to live in other areas of the Central Okanagan but only a small amount of international (2022: 5%, 2021: 6%) students do. Of those commuting, the majority report they expect a half hour or less to commute to UBCO (2022: 65%, 2021: 64%) international (2022: 69%, 2021: 72%).

**Immigration issues.** In August, the majority of new international UBCO undergraduate students may have dealt with immigration issues:

- Most (2022: 81%, 2021: 82%) had applied for their study permit; a minority (2022: 19%, 2021: 14%) said they had not applied yet.
- A minority (2022: 23%, 2021: 19%) said they had applied for their study permit but were waiting “longer than normal” for their completed application to be processed.
- A smaller minority (2022: 18%, 2021: 12%) said they had applied recently and were waiting for their completed application to be processed.
- A few (2022: 1%, 2021: 3%) said they had applied but were waiting to give biometrics or take a medical exam.

**Funding / scholarship / concerns** New UBCO undergraduate students generally rely on their parents to fund their tuition and living costs. On average, domestic students report they receive half (2022: 51%, 2021: 52%) of funding from their parents, and international students report the majority (2022: 81%, 2021: 82%), similar to previous NUBC survey data. Of students who received a financial award from UBC, domestic students reported that even without a scholarship or financial award from UBC they would have been able to attend UBC (2022: 90%, 2021: 88% 2020: 91%), however, international students reported lower certainty (2022: 80%, 2021: 64% 2020: 80%).

New domestic undergraduate students this year say that they still would have chosen to attend UBC even if they had not received the UBC scholarship or financial award (2022: 72%, 2021: 75% 2020: 76%) but a lower proportion of international students indicated that they still would have selected UBC (2022: 56%, 2021: 40% 2020: 60%).

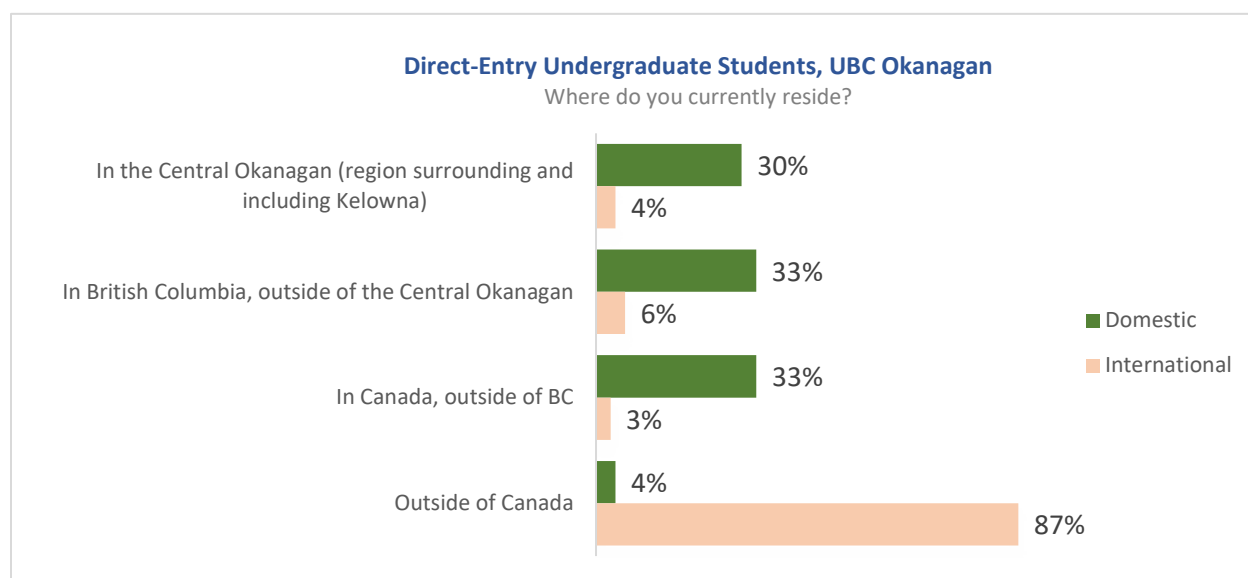
Similarly, international students report less concern in 2022 about their ability to finance their initial year at UBC (2022: 12%, 2021: 16%, 2020: 23%) whereas domestic students have similar levels of concern in 2022 compared to previous years (2022: 13%, 2021: 10%, 2020: 11%).

## SUMMARY OF FINDINGS

The following analyses includes new direct-entry domestic and international UBCO undergraduate students.

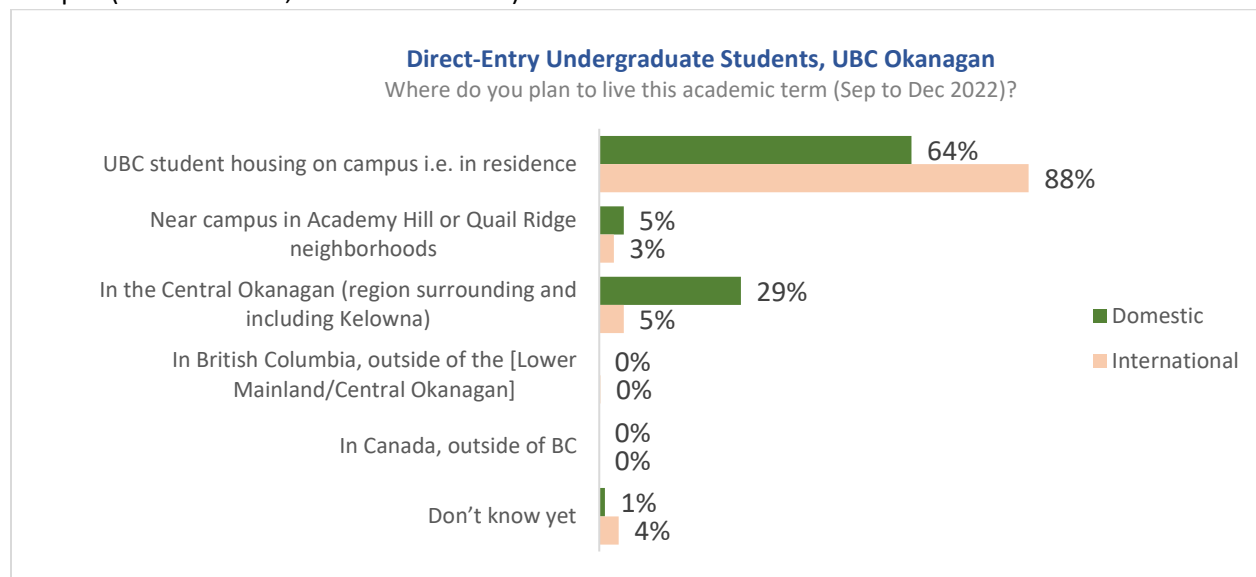
### Section 1: Where students live

The majority of new UBCO undergraduate students report living outside of the Central Okanagan (70% domestic, 96% international) at the time of the survey.



UBCO	Domestic		International	
	%	n	%	n
In the Central Okanagan (region surrounding and including Kelowna)	30%	315	4%	13
In British Columbia, outside of the Central Okanagan	33%	355	6%	20
In Canada, outside of BC	33%	354	3%	12
Outside of Canada	4%	43	87%	302
Total	100%	1067	100%	347

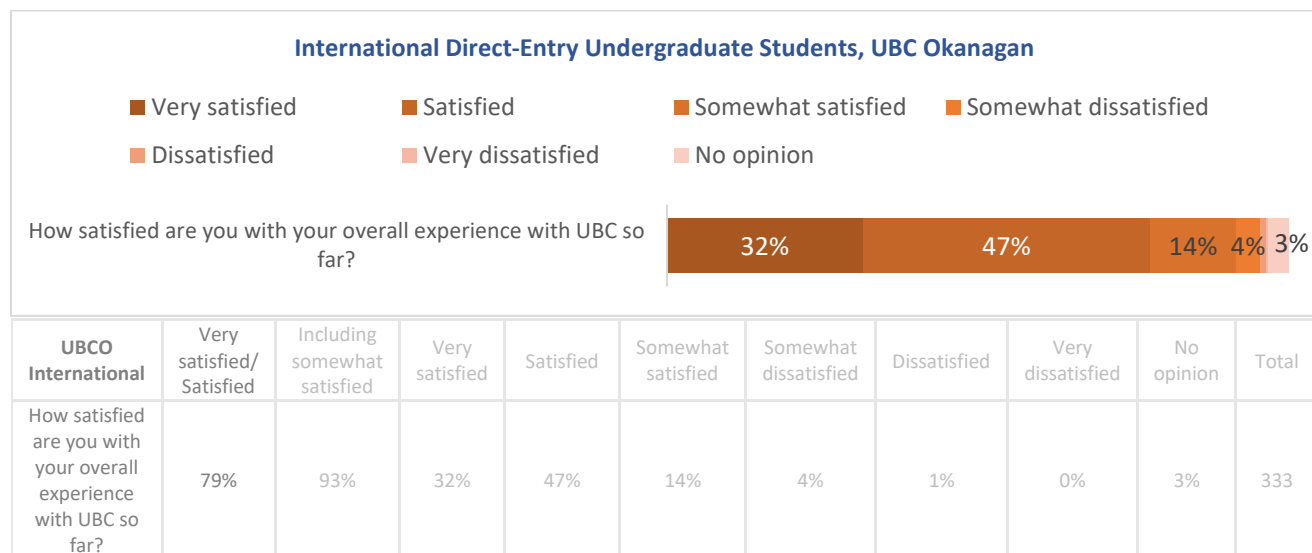
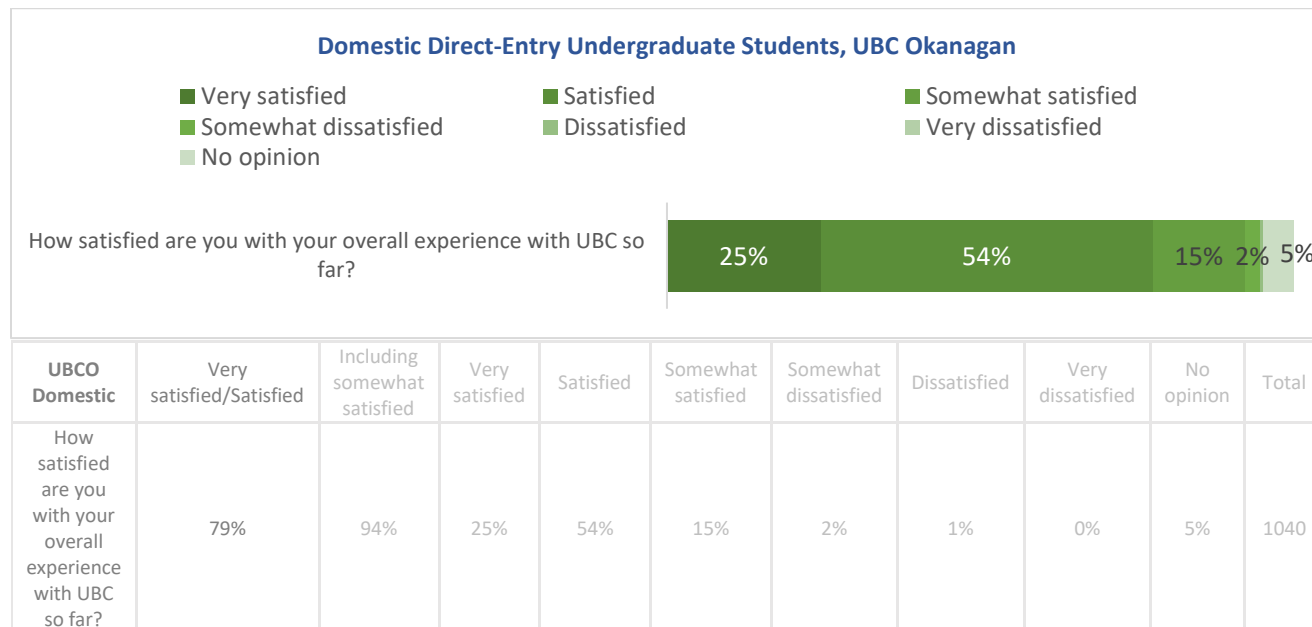
The majority of new UBCO undergraduate students plan to live either in student housing or near to campus (domestic 69%, international 91%).



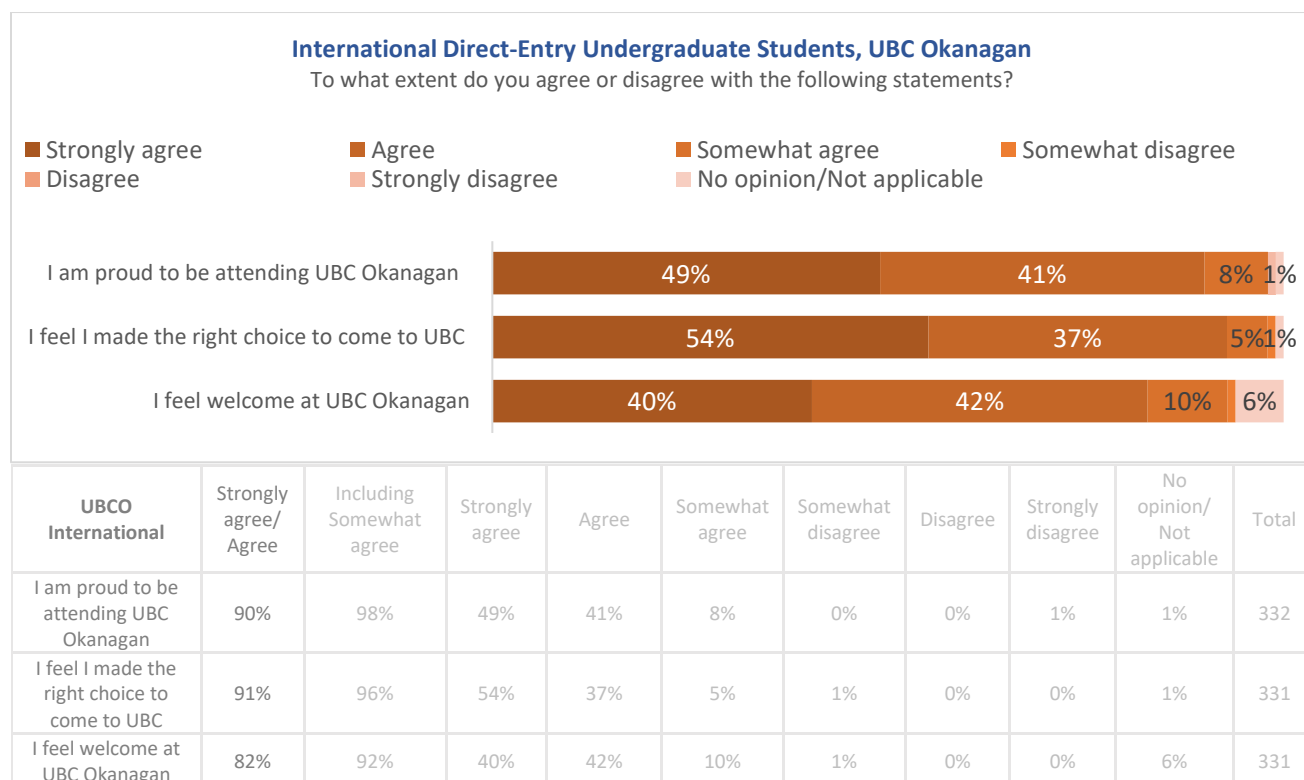
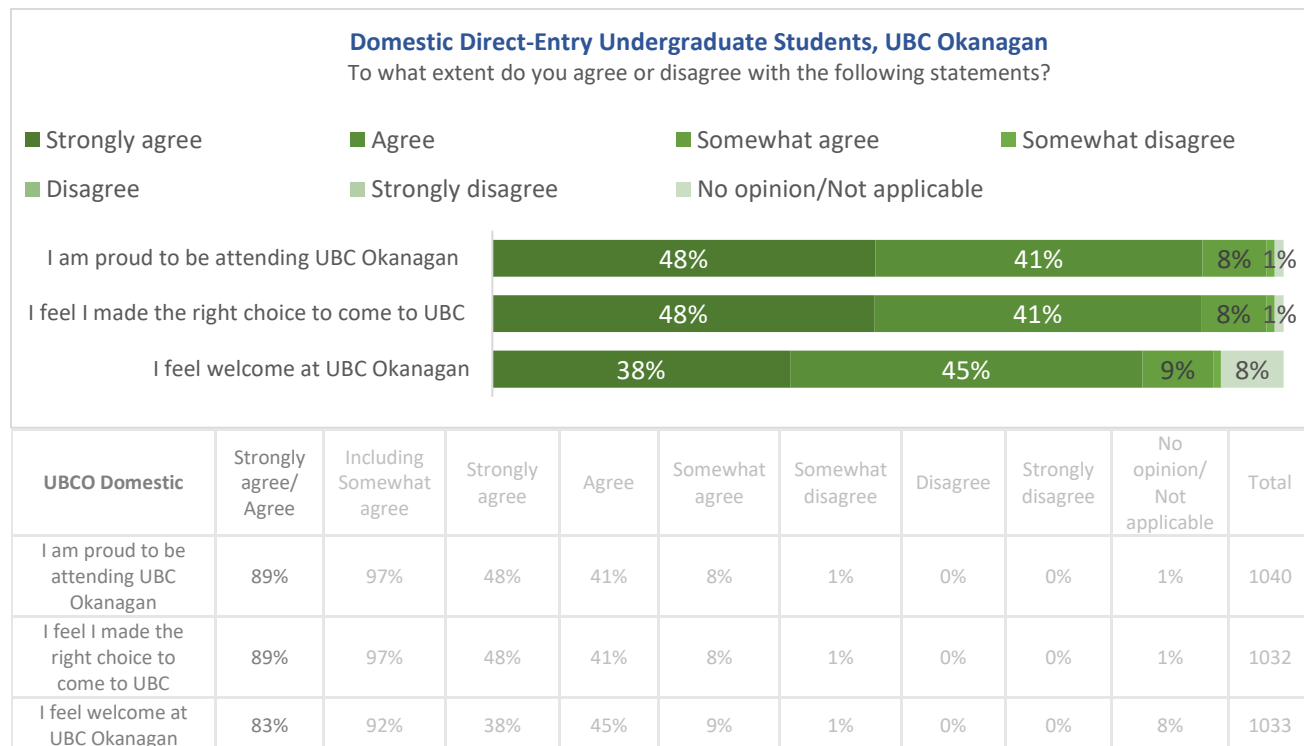
UBCO	Domestic		International	
	%	n	%	n
UBC student housing on campus i.e. in residence	64%	686	88%	304
Near campus in Academy Hill or Quail Ridge neighborhoods	5%	53	3%	10
In the Central Okanagan (region surrounding and including Kelowna)	29%	314	5%	17
In British Columbia, outside of the Central Okanagan	0%	5	0%	0
In Canada, outside of BC	0%	0	0%	1
Don't know yet	1%	9	4%	15
Total	100%	1262	100%	347

## Section 2: Overall Experience

The majority of new UBCO undergraduate students report being “satisfied” or “very satisfied” with their experiences with UBC so far (79% domestic, 79% international).

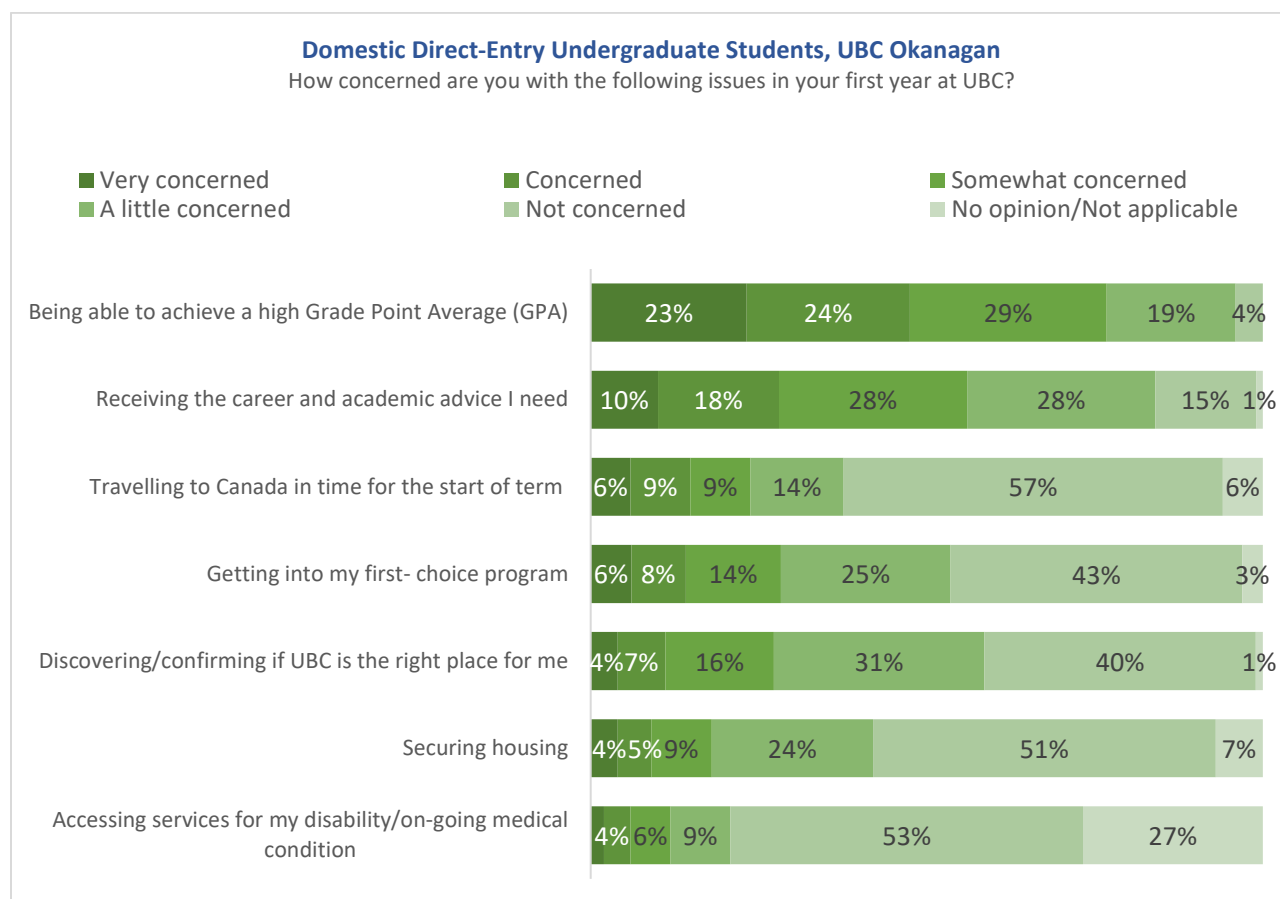


The majority of new UBCO undergraduate students feel quite positive about being a UBC student, as shown below.

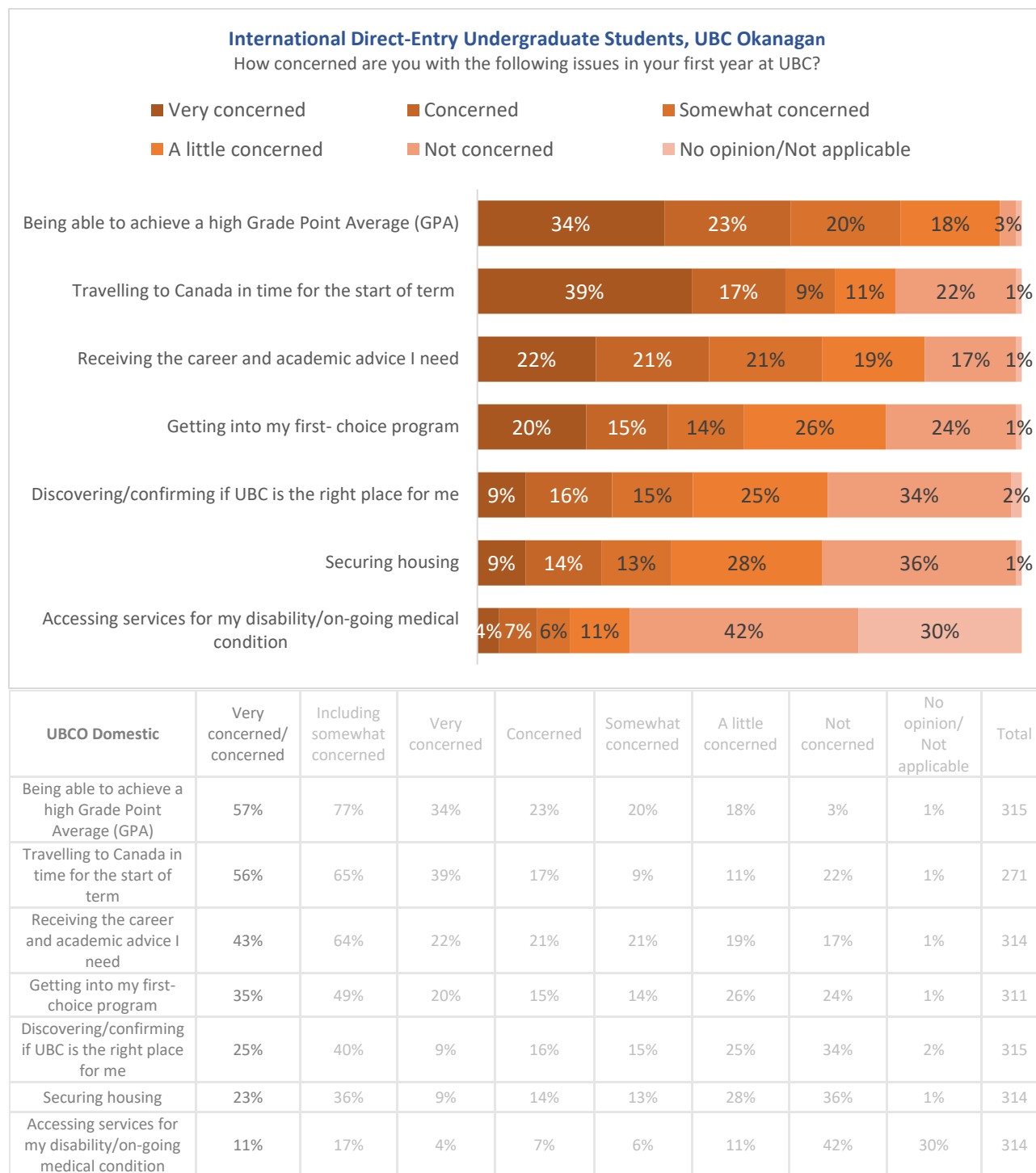




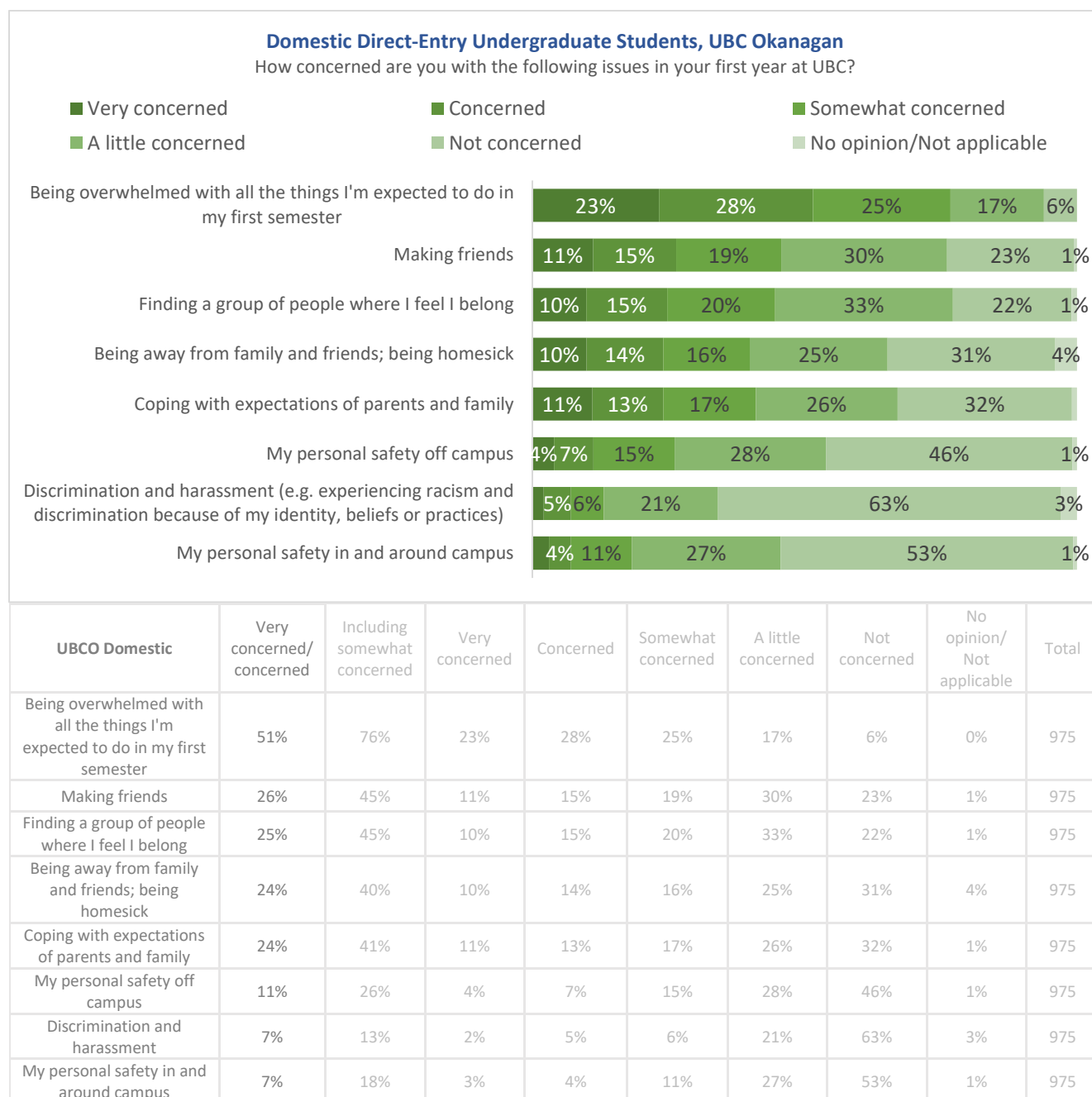
New UBCO undergraduate students rate themselves as most “concerned” or “very concerned” about being able to achieve a high GPA (47% domestic, 57% international). The second ranked concern for domestic students is receiving the career and academic advice they need (28%) while international students ranked travelling to Canada in time for the start of term (56%) as their second highest area of concern.



UBCO Domestic	Very concerned/ concerned	Including somewhat concerned	Very concerned	Concerned	Somewhat concerned	A little concerned	Not concerned	No opinion/ Not applicable	Total
Being able to achieve a high Grade Point Average (GPA)	47%	76%	23%	24%	29%	19%	4%	0%	976
Receiving the career and academic advice I need	28%	56%	10%	18%	28%	28%	15%	1%	976
Travelling to Canada in time for the start of term	15%	24%	6%	9%	9%	14%	57%	6%	35
Getting into my first-choice program	14%	28%	6%	8%	14%	25%	43%	3%	975
Discovering/confirming if UBC is the right place for me	11%	27%	4%	7%	16%	31%	40%	1%	974
Securing housing	9%	18%	4%	5%	9%	24%	51%	7%	977
Accessing services for my disability/on-going medical condition	6%	12%	2%	4%	6%	9%	53%	27%	976



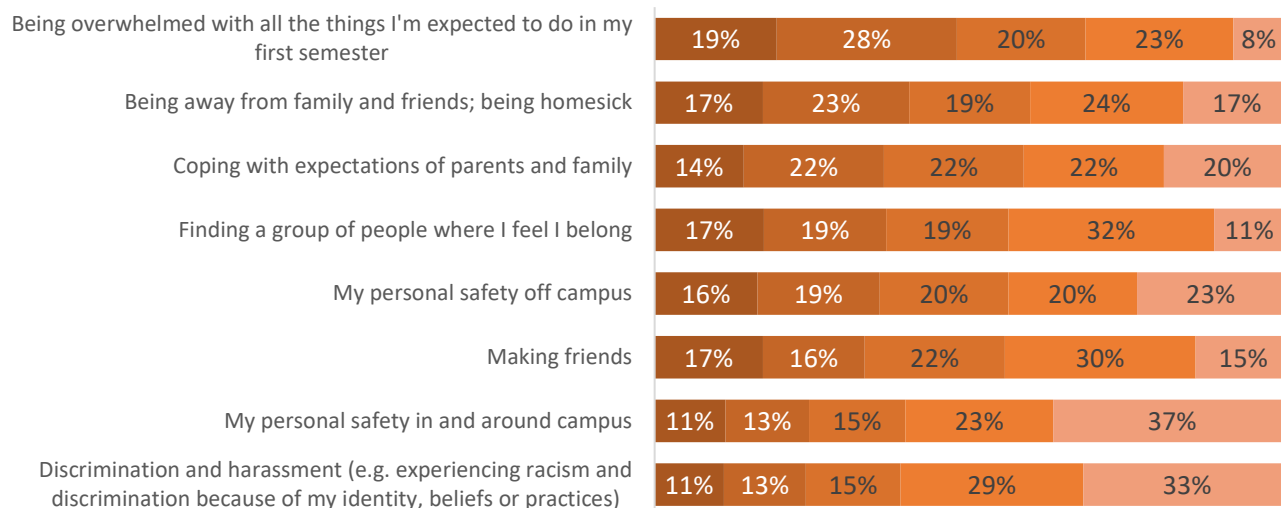
In general, new UBCO undergraduate students have some social concerns and are most likely to rate themselves as “concerned” or “very concerned” about being overwhelmed with all the things they’re expected to do in their first semester (51% domestic, 47% international). Coping with expectations of parents and family is more of a concern for international students than domestic students, as are personal safety, discrimination and harassment, and finding a group of people where they belong.



**International Direct-Entry Undergraduate Students, UBC Okanagan**

How concerned are you with the following issues in your first year at UBC?

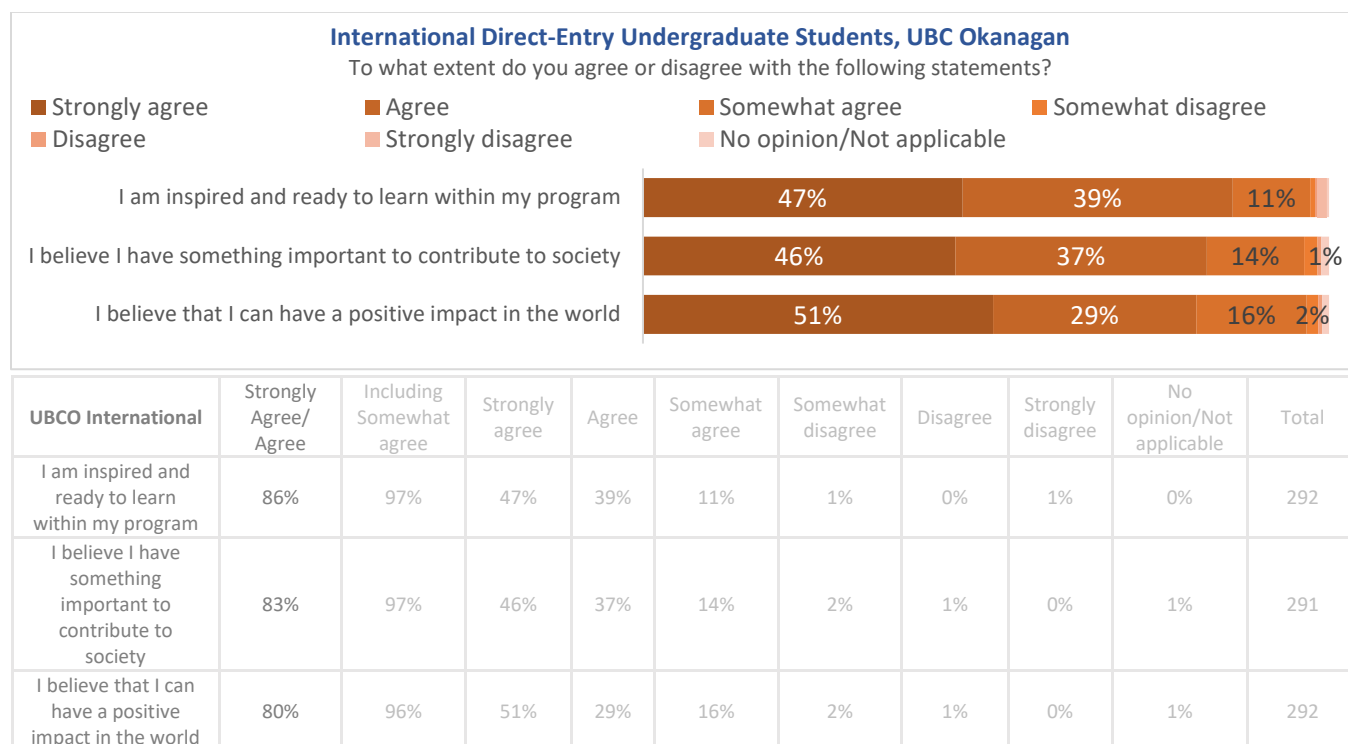
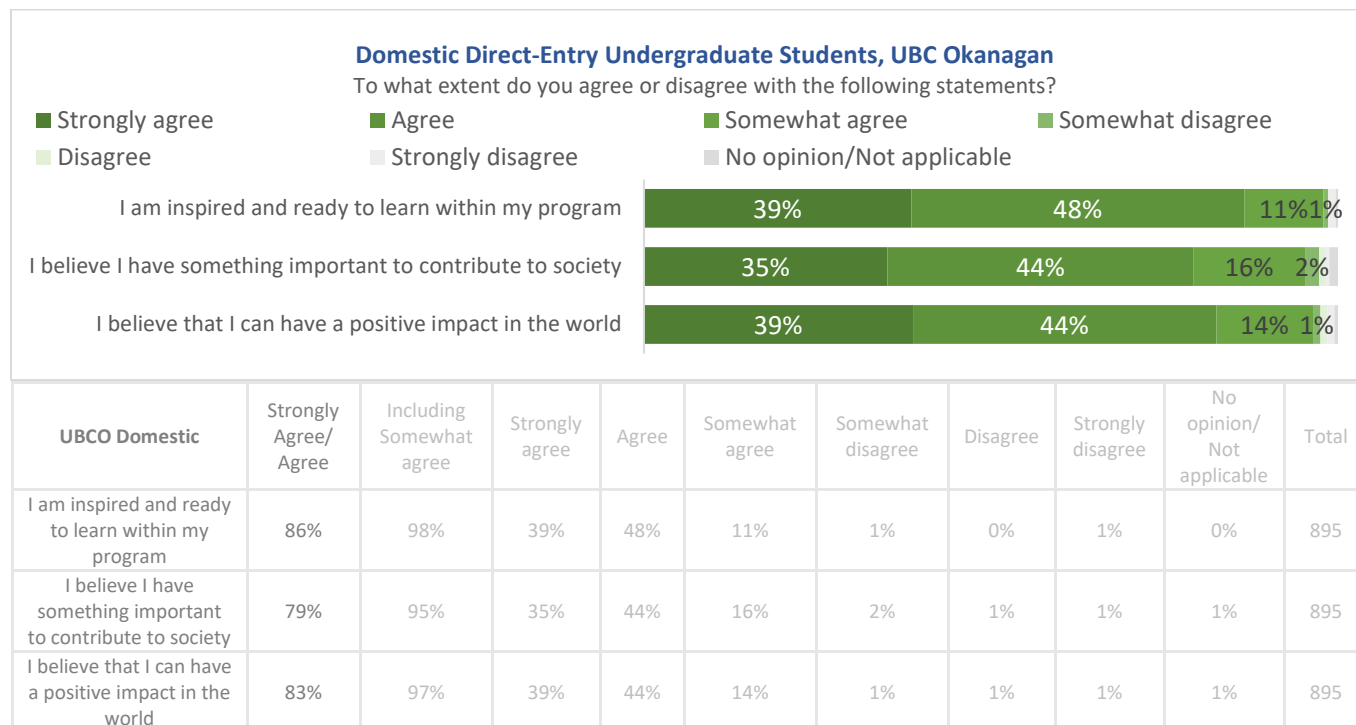
- Very concerned
- Concerned
- Somewhat concerned
- A little concerned
- Not concerned
- No opinion/Not applicable



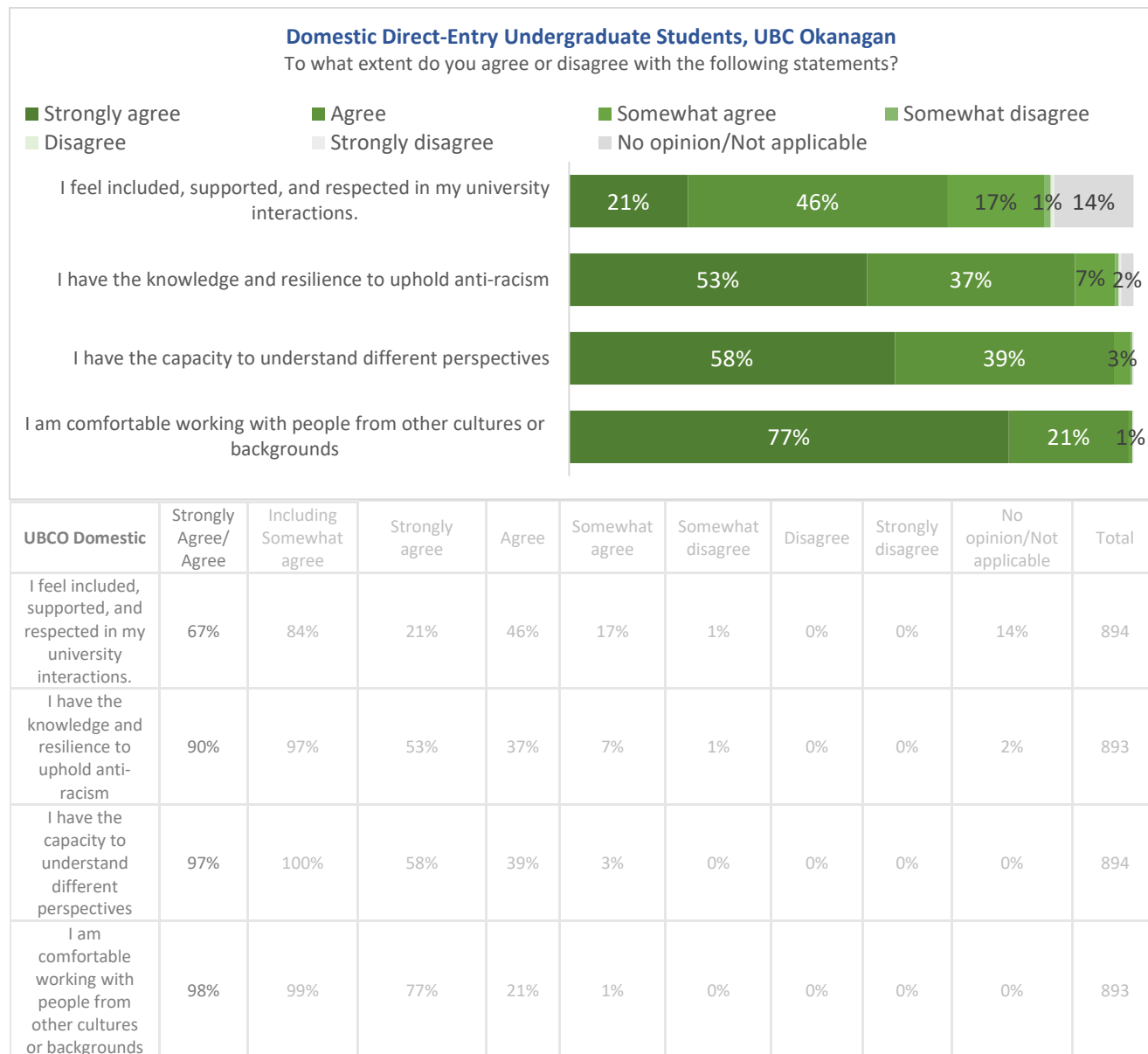
UBCO International	Very concerned/ concerned	Including somewhat concerned	Very concerned	Concerned	Somewhat concerned	A little concerned	Not concerned	No opinion/ Not applicable	Total
Being overwhelmed with all the things I'm expected to do in my first semester	47%	67%	19%	28%	20%	23%	8%	1%	315
Being away from family and friends; being homesick	40%	59%	17%	23%	19%	24%	17%	0%	315
Coping with expectations of parents and family	36%	58%	14%	22%	22%	22%	20%	0%	315
Finding a group of people where I feel I belong	36%	55%	17%	19%	19%	32%	11%	1%	314
My personal safety off campus	35%	55%	16%	19%	20%	20%	23%	1%	315
Making friends	33%	55%	17%	16%	22%	30%	15%	0%	315
My personal safety in and around campus	24%	39%	11%	13%	15%	23%	37%	0%	315
Discrimination and harassment	24%	39%	11%	13%	15%	29%	33%	0%	315

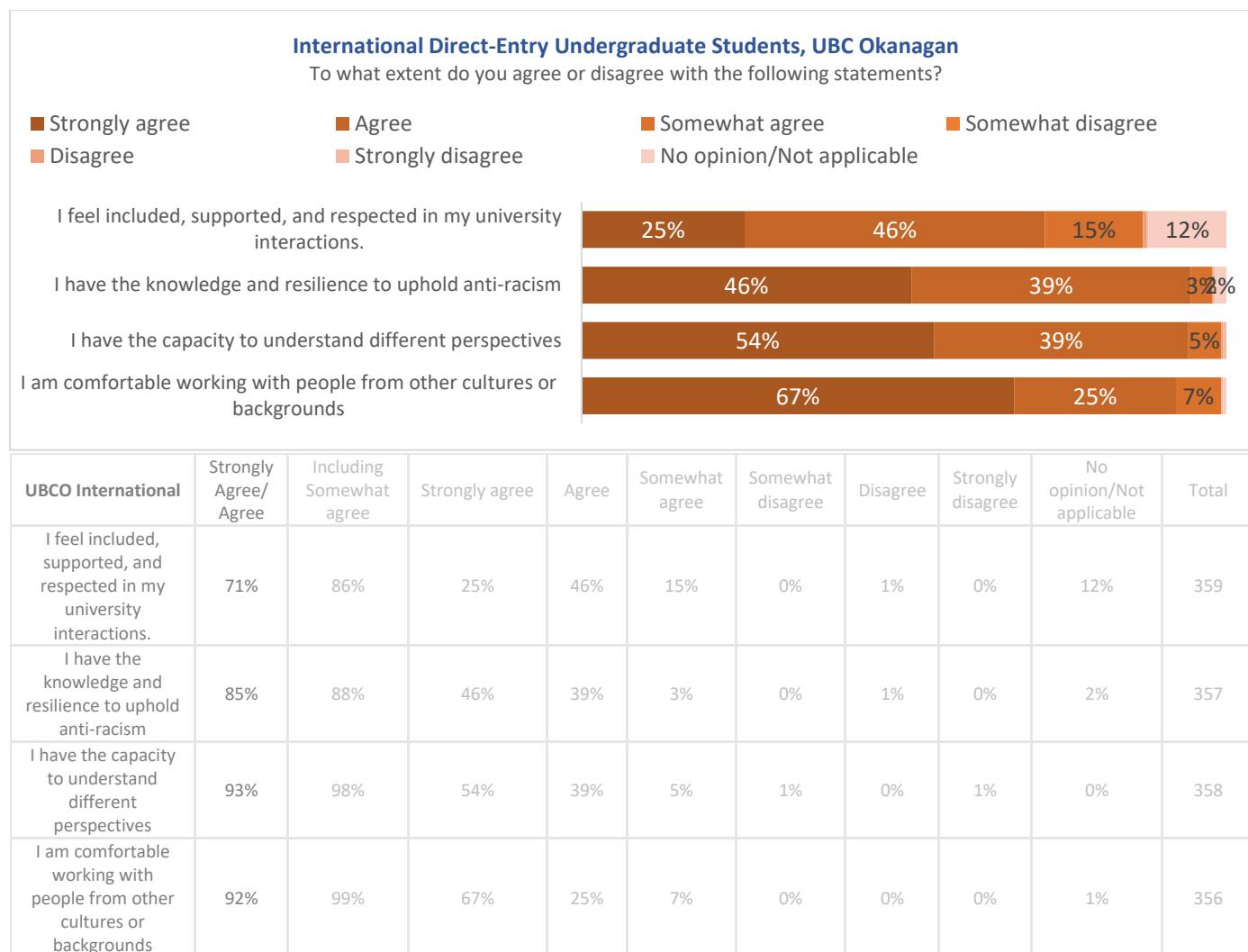
### Section 3: Student Mindset

The majority of new UBCO undergraduate students have a rather positive mindset about the future and their education as shown below.



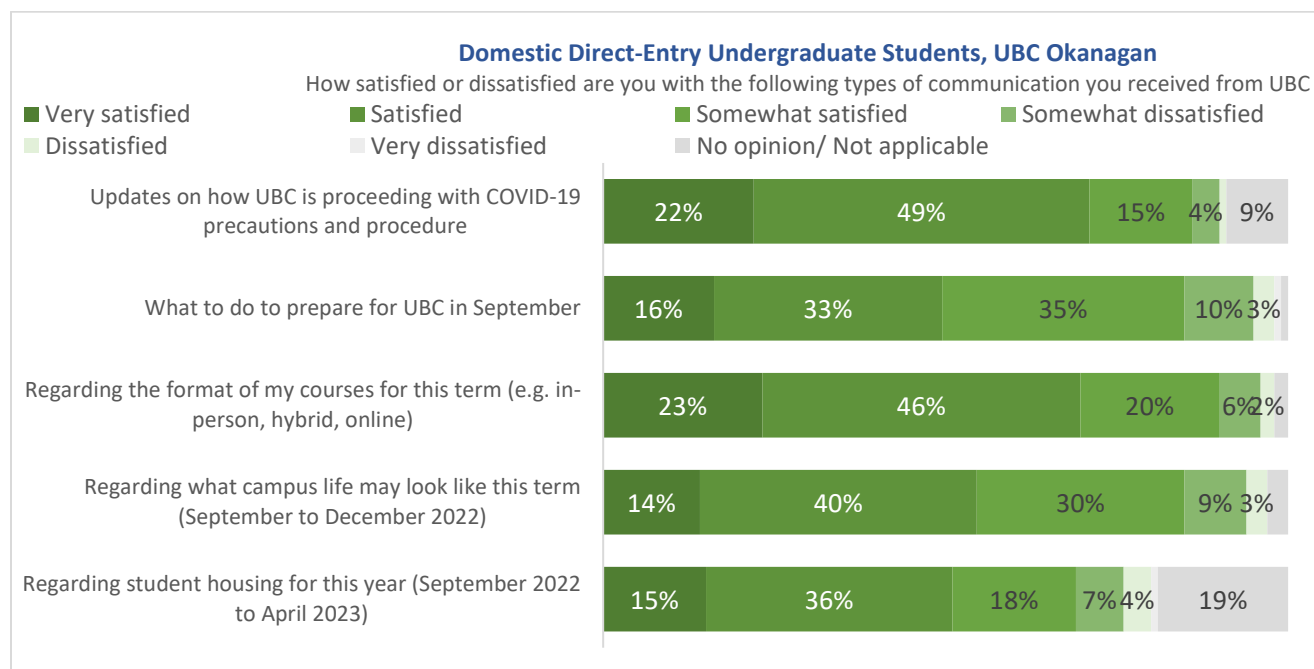
New UBCO undergraduate students are less agreeable with the statement “I feel included, supported, and respected in my university interactions,” compared to the strong levels of agreement to the other statements.





## Section 4: UBC Communications

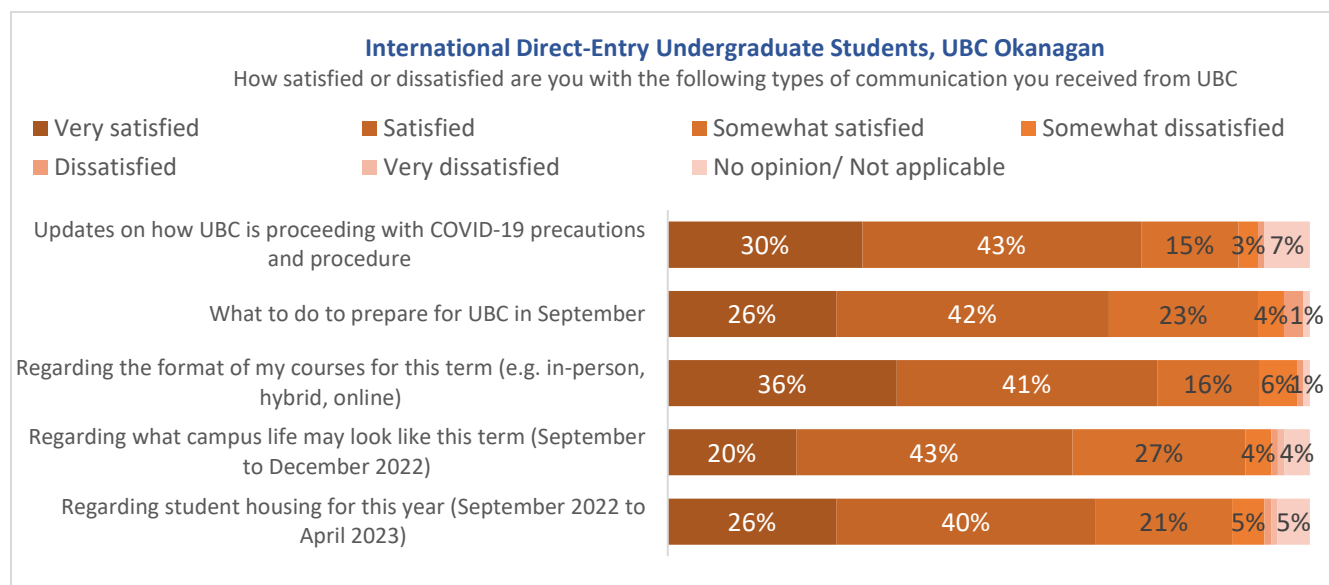
The majority of new domestic UBCO undergraduate students rate themselves as “Satisfied” or “Very Satisfied” with communications from UBC apart from communications regarding of what to do to prepare for UBC in September (49%).



UBCO Domestic	Very satisfied/ Satisfied	Including somewhat satisfied	Very satisfied	Satisfied	Somewhat satisfied	Somewhat dissatisfied	Dissatisfied	Very dissatisfied	No opinion/ Not applicable	Total
Updates on how UBC is proceeding with COVID-19 precautions and procedure	71%	86%	22%	49%	15%	4%	1%	0%	9%	815
What to do to prepare for UBC in September	49%	84%	16%	33%	35%	10%	3%	1%	1%	815
Regarding the format of my courses for this term (e.g. in-person, hybrid, online)	69%	89%	23%	46%	20%	6%	2%	0%	2%	814
Regarding what campus life may look like this term (September to December 2022)	54%	84%	14%	40%	30%	9%	3%	0%	3%	814
Regarding student housing for this year (September 2022 to April 2023)	51%	69%	15%	36%	18%	7%	4%	1%	19%	815

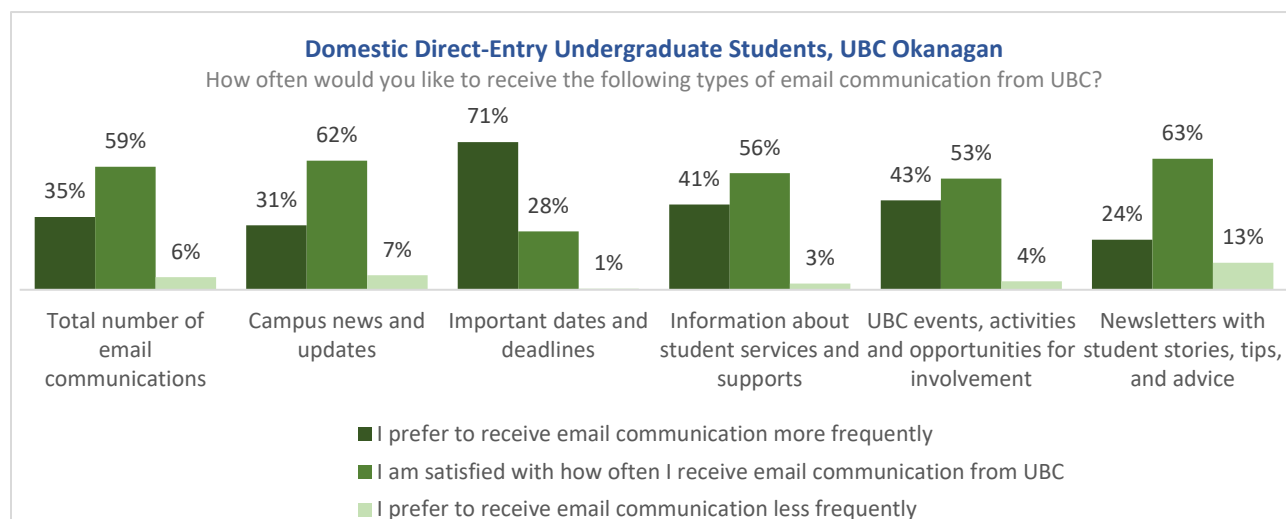


The majority of new international UBCO undergraduate students rate themselves as “Satisfied” or “Very Satisfied” with communications from UBC on all five measures.

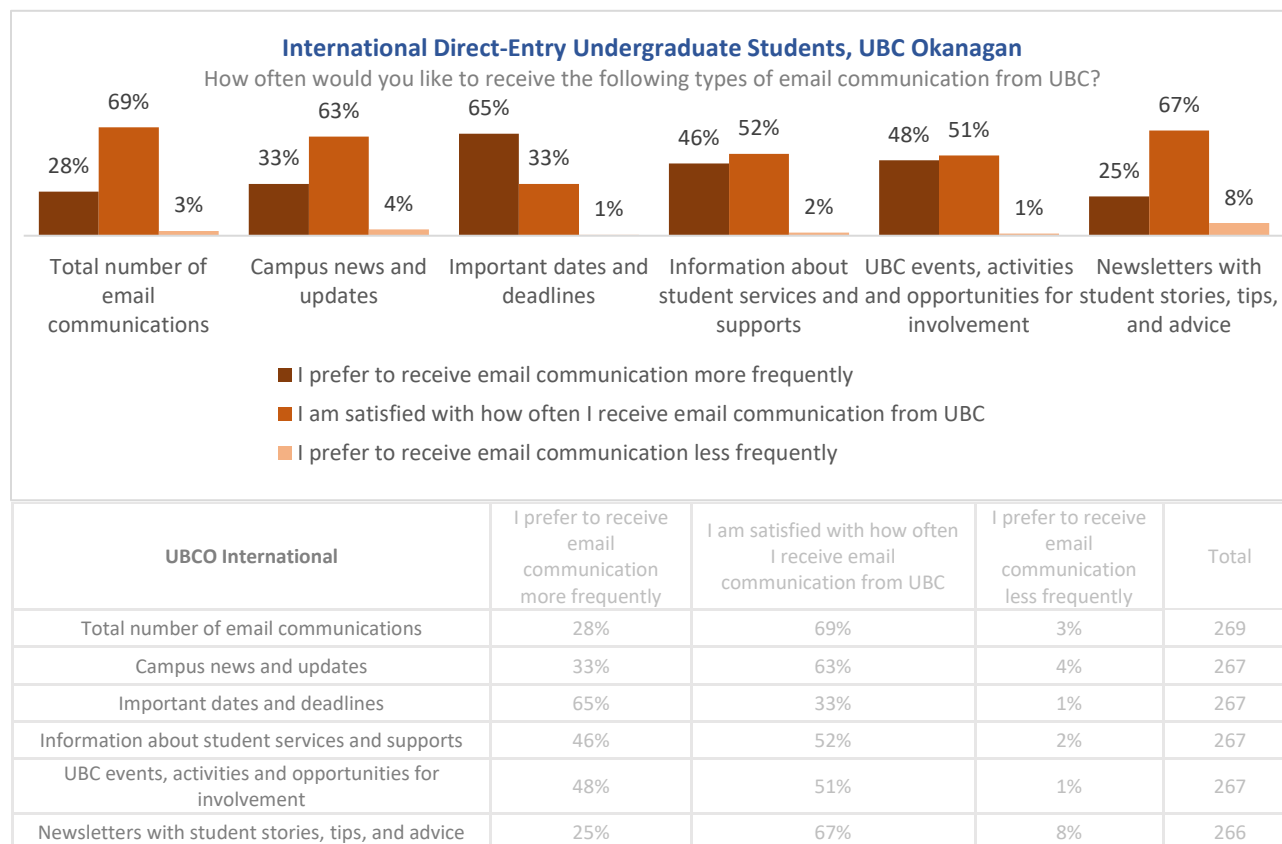


UBCO International	Very satisfied/ Satisfied	Including somewhat satisfied	Very satisfied	Satisfied	Somewhat satisfied	Somewhat dissatisfied	Dissatisfied	Very dissatisfied	No opinion/ Not applicable	Total
Updates on how UBC is proceeding with COVID-19 precautions and procedure	73%	88%	30%	43%	15%	3%	1%	0%	7%	269
What to do to prepare for UBC in September	68%	91%	26%	42%	23%	4%	3%	0%	1%	269
Regarding the format of my courses for this term (e.g. in-person, hybrid, online)	77%	93%	36%	41%	16%	6%	1%	0%	1%	269
Regarding what campus life may look like this term (September to December 2022)	63%	90%	20%	43%	27%	4%	1%	1%	4%	268
Regarding student housing for this year (September 2022 to April 2023)	66%	87%	26%	40%	21%	5%	1%	1%	5%	268

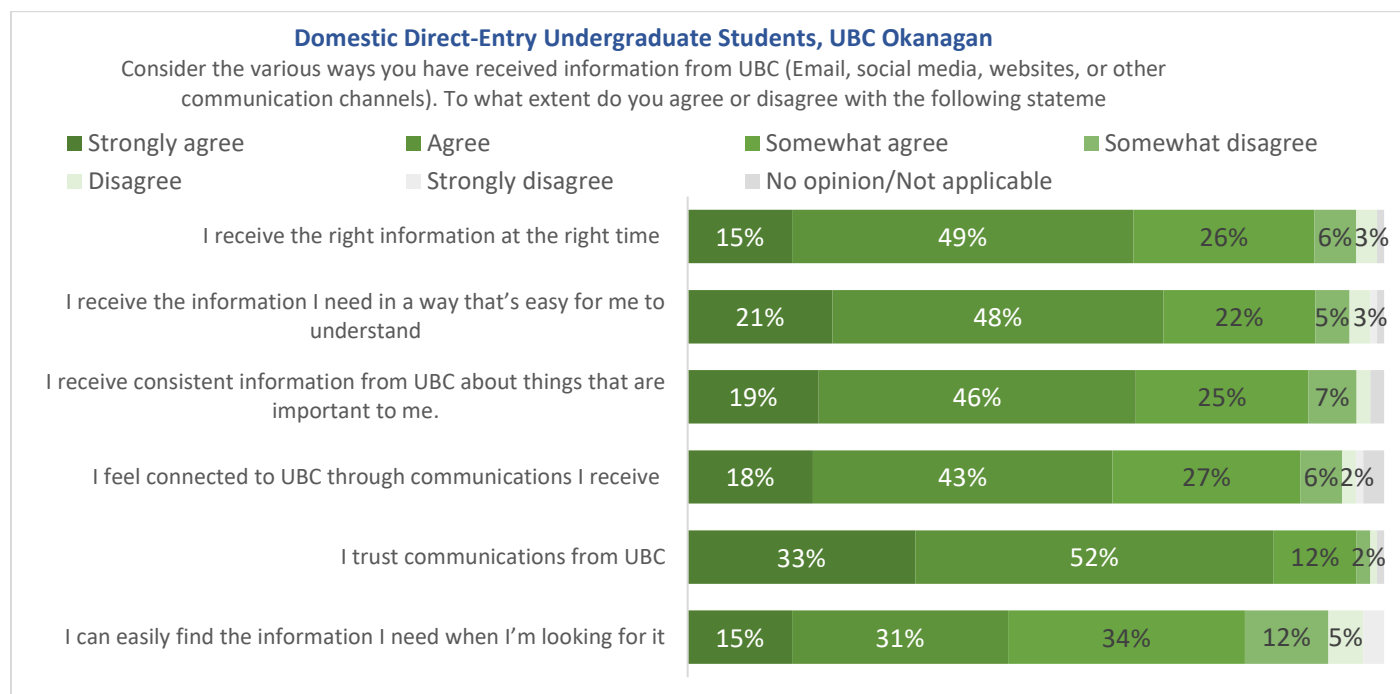
Regarding the amount of communication, new UBCO undergraduate students report they would prefer more communication for important dates and deadlines (71% domestic, 65% international), UBC events, activities and opportunities for involvement (43% domestic, 48% international), or information about student services and supports (41% domestic, 46% international).



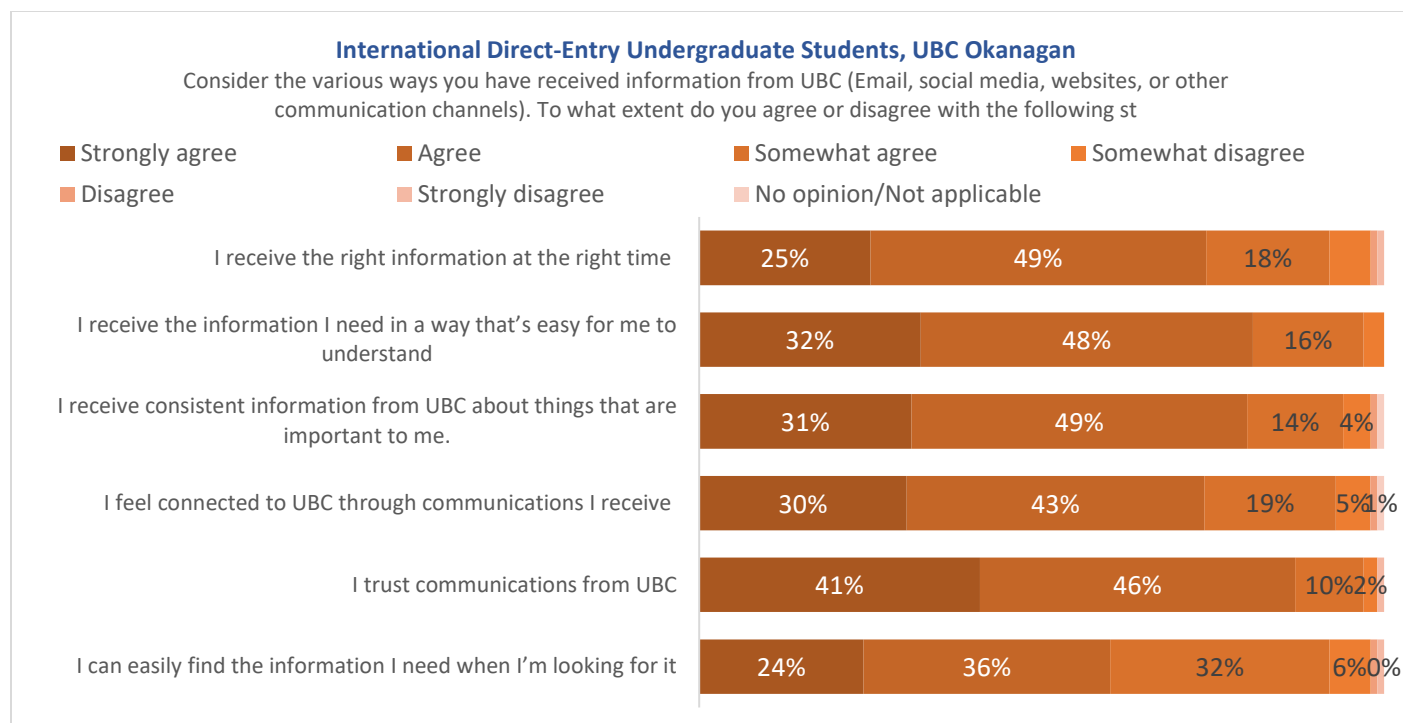
UBCO Domestic	I prefer to receive email communication more frequently	I am satisfied with how often I receive email communication from UBC	I prefer to receive email communication less frequently	Total
Total number of email communications	35%	59%	6%	821
Campus news and updates	31%	62%	7%	813
Important dates and deadlines	71%	28%	1%	815
Information about student services and supports	41%	56%	3%	813
UBC events, activities and opportunities for involvement	43%	53%	4%	815
Newsletters with student stories, tips, and advice	24%	63%	13%	814



New UBCO undergraduate students generally “Agree” or “Strongly Agree” that they receive effective communications from UBC, with the least agreement that they easily find the information they need when they are looking for it (46% domestic, 60% international).

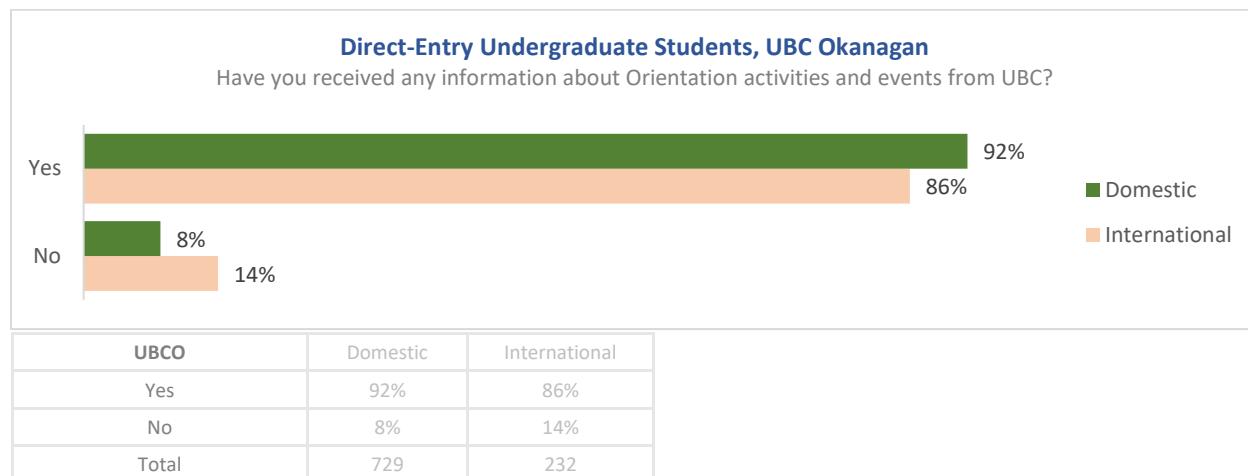


UBCO Domestic	Strongly Agree/ Agree	Including Somewhat agree	Strongly agree	Agree	Somewhat agree	Somewhat disagree	Disagree	Strongly disagree	No opinion/Not applicable	Total
I receive the right information at the right time	64%	90%	15%	49%	26%	6%	3%	0%	1%	815
I receive the information I need in a way that's easy for me to understand	69%	91%	21%	48%	22%	5%	3%	1%	1%	815
I receive consistent information from UBC about things that are important to me.	65%	90%	19%	46%	25%	7%	2%	0%	2%	813
I feel connected to UBC through communications I receive	61%	88%	18%	43%	27%	6%	2%	1%	3%	814
I trust communications from UBC	85%	97%	33%	52%	12%	2%	1%	0%	1%	812
I can easily find the information I need when I'm looking for it	46%	80%	15%	31%	34%	12%	5%	3%	0%	812

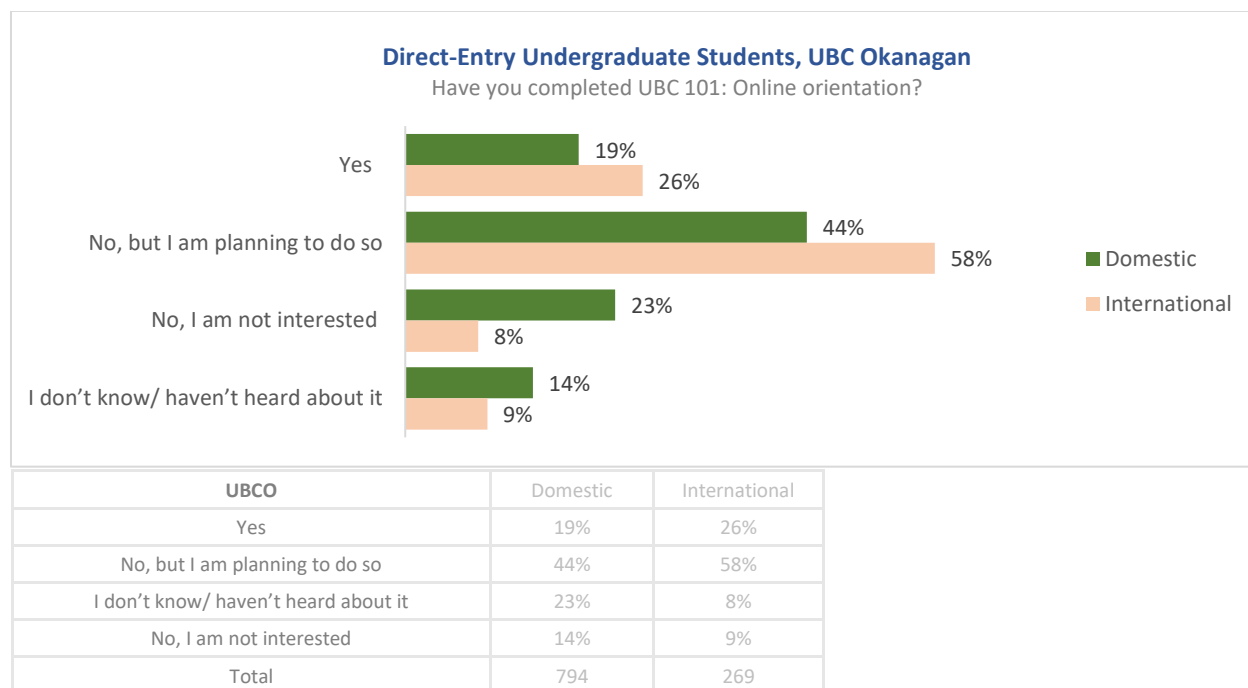


UBCO International	Strongly Agree/ Agree	Including Somewhat agree	Strongly agree	Agree	Somewhat agree	Somewhat disagree	Disagree	Strongly disagree	No opinion/ Not applicable	Total
I receive the right information at the right time	74%	92%	25%	49%	18%	6%	1%	1%	0%	269
I receive the information I need in a way that's easy for me to understand	80%	96%	32%	48%	16%	3%	0%	0%	0%	268
I receive consistent information from UBC about things that are important to me.	80%	94%	31%	49%	14%	4%	1%	0%	1%	267
I feel connected to UBC through communications I receive	73%	92%	30%	43%	19%	5%	1%	0%	1%	267
I trust communications from UBC	87%	97%	41%	46%	10%	2%	0%	1%	0%	268
I can easily find the information I need when I'm looking for it	60%	92%	24%	36%	32%	6%	1%	1%	0%	268

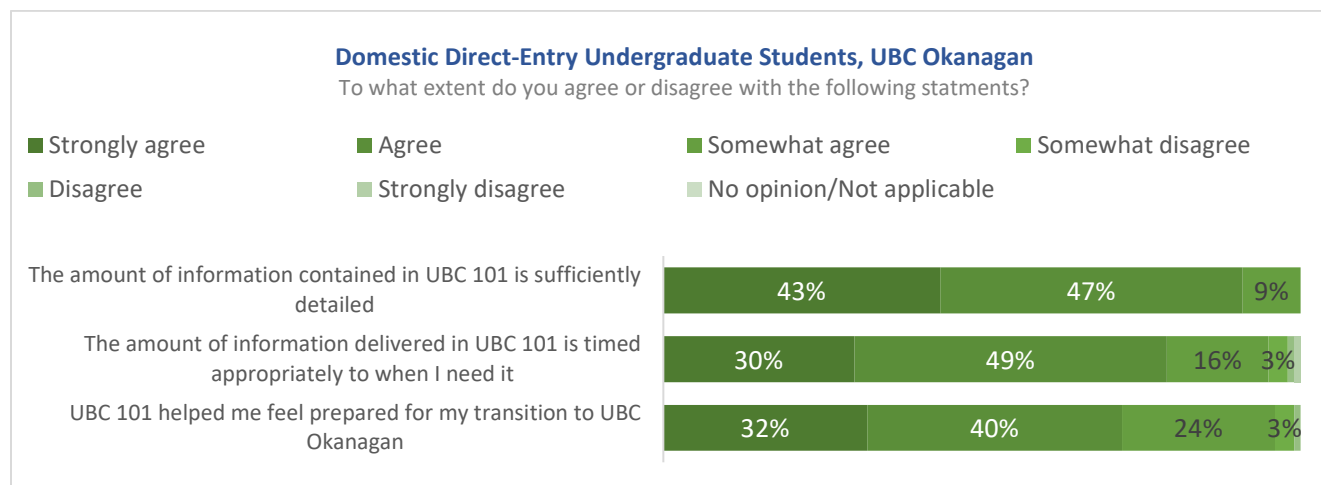
Most new UBCO undergraduate students have received information about Orientation activities and events from UBC (92% domestic, 86% international).



A minority have completed UBC 101: Online Orientation (19% domestic, 26% international), about another half plan to complete it (44% domestic, 58% international). A smaller minority (14% domestic, 9% international) don't about it or haven't heard of it.

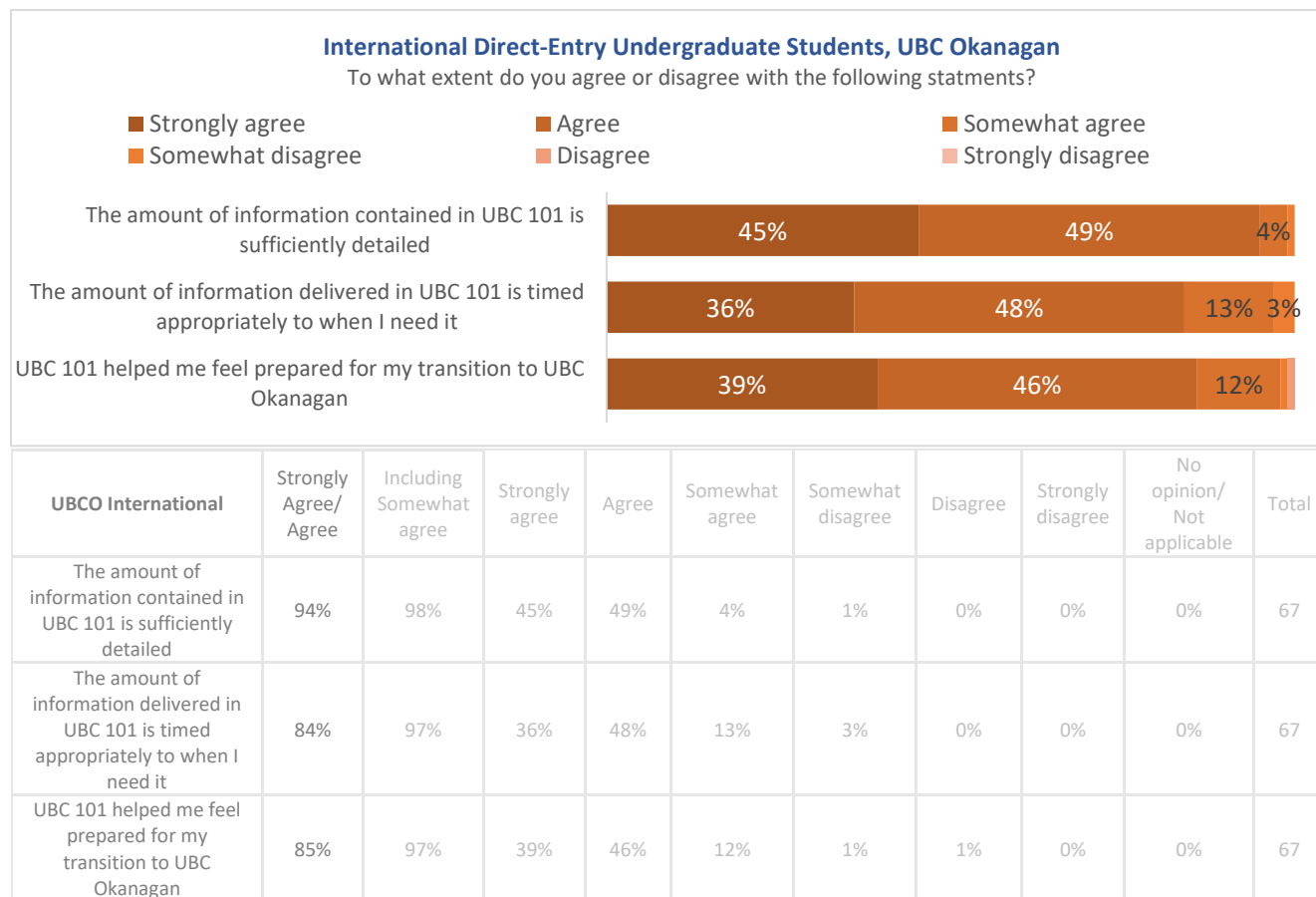


Of new UBCO domestic respondents who have answered “Yes” to the previous question and completed UBC 101, these students rate it very highly. 90% “Agree” or “Strongly Agree” the information contained is sufficient detailed, 79% “Agree” or “Strongly Agree” it is timed to when they need it, and 72% “Agree” or “Strongly Agree” it helped them transition to UBCO.



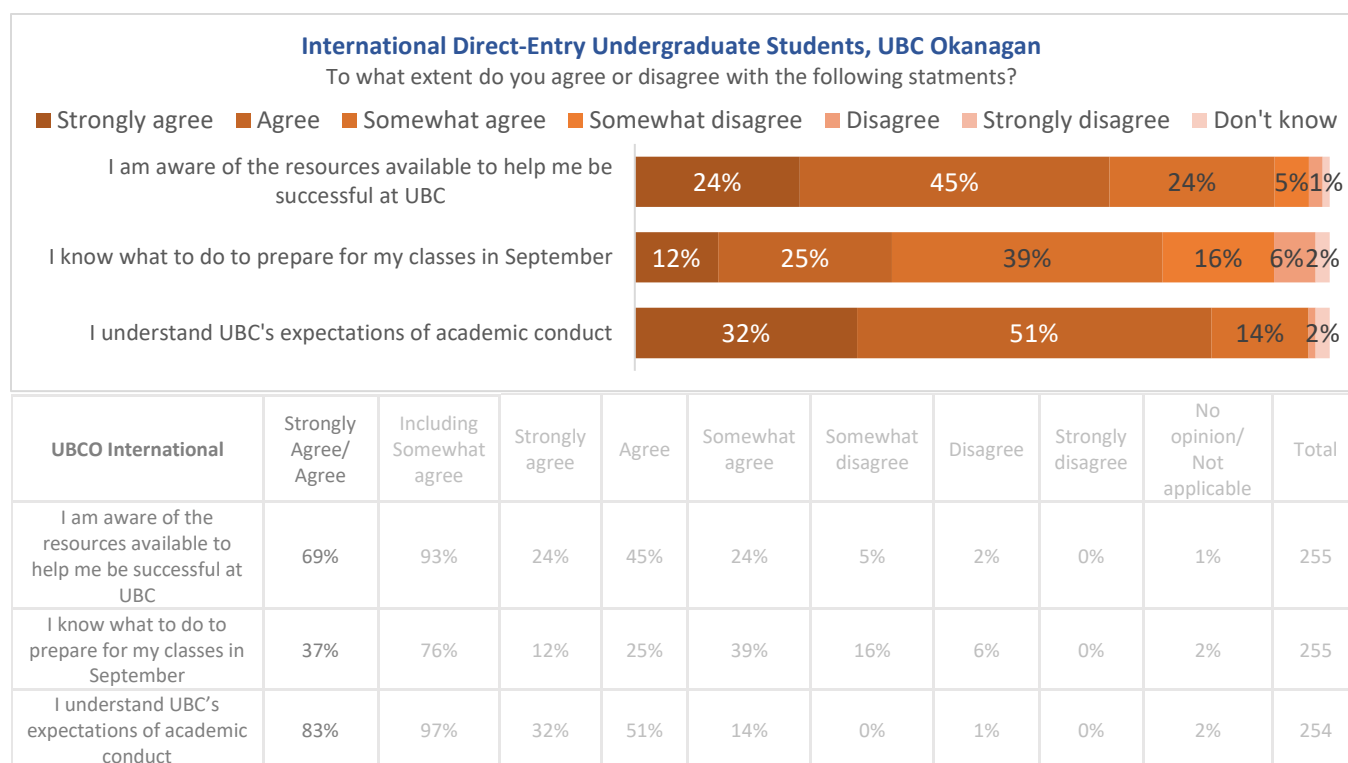
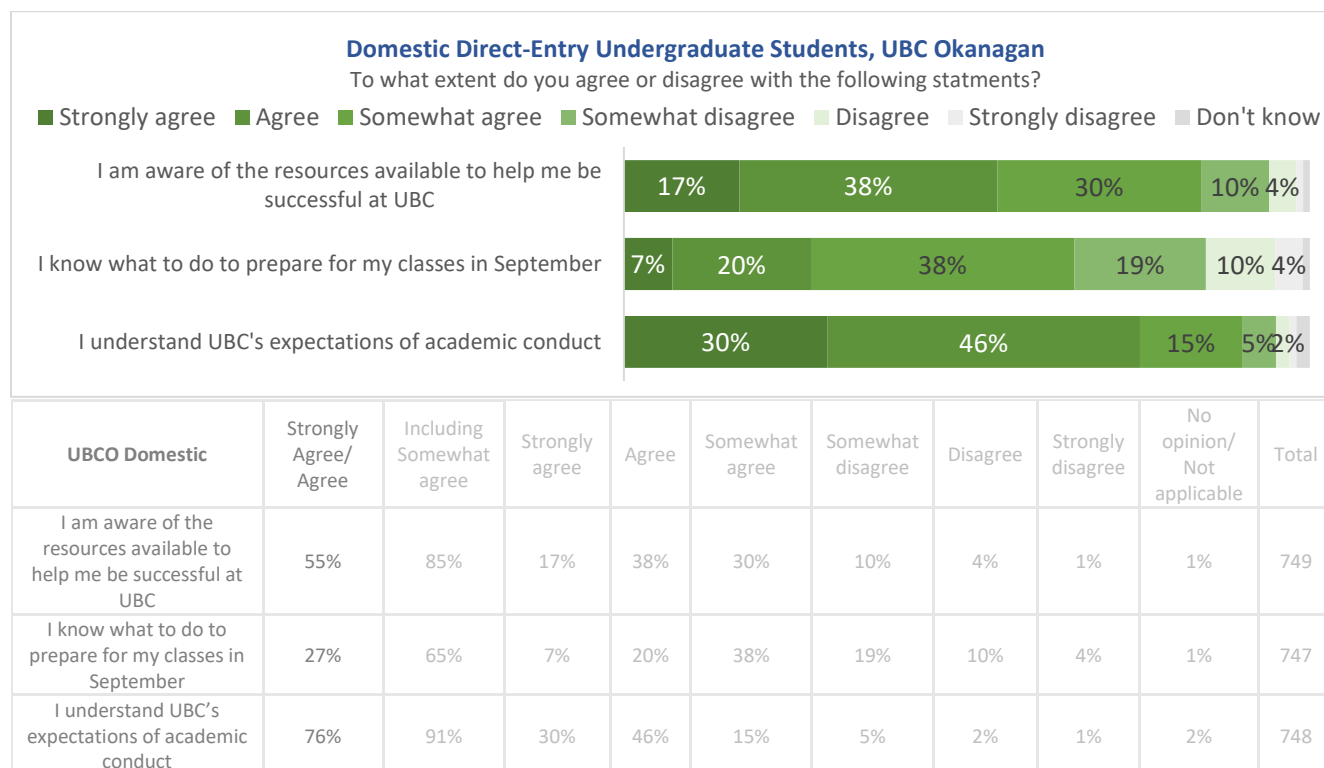
UBCO Domestic	Strongly Agree/ Agree	Including Somewhat agree	Strongly agree	Agree	Somewhat agree	Somewhat disagree	Disagree	Strongly disagree	No opinion/ Not applicable	Total
The amount of information contained in UBC 101 is sufficiently detailed	90%	99%	43%	47%	9%	0%	0%	0%	0%	148
The amount of information delivered in UBC 101 is timed appropriately to when I need it	79%	95%	30%	49%	16%	3%	1%	1%	0%	147
UBC 101 helped me feel prepared for my transition to UBC Okanagan	72%	96%	32%	40%	24%	3%	1%	0%	0%	147

Of new UBCO international respondents who have answered “Yes” to the previous question and completed UBC 101, these students rate it very highly. 94% “Agree” or “Strongly Agree” the information contained is sufficiently detailed, 84% “Agree” or “Strongly Agree” it is timed to when they need it, and 85% “Agree” or “Strongly Agree” it helped them transition to UBCO.



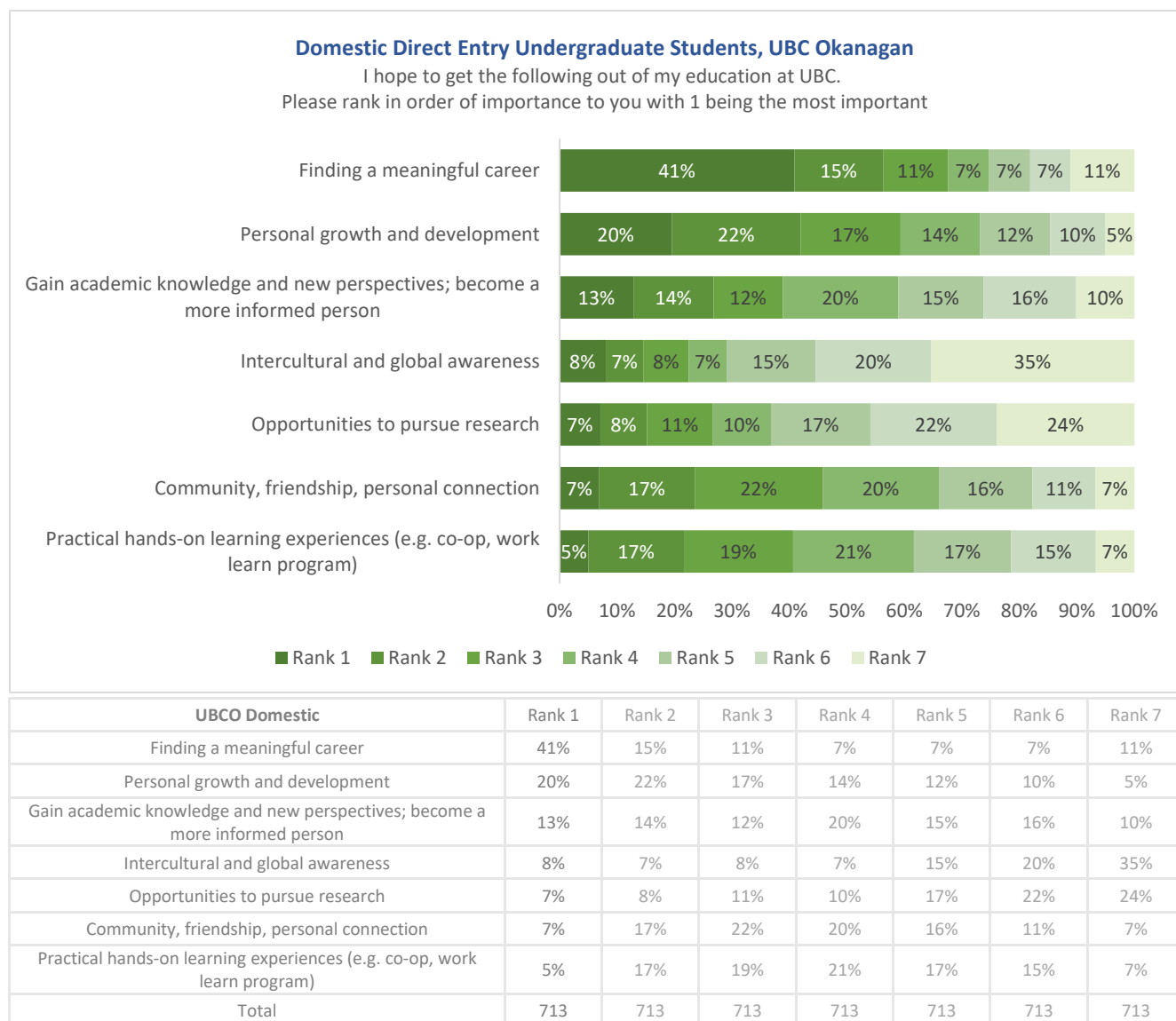


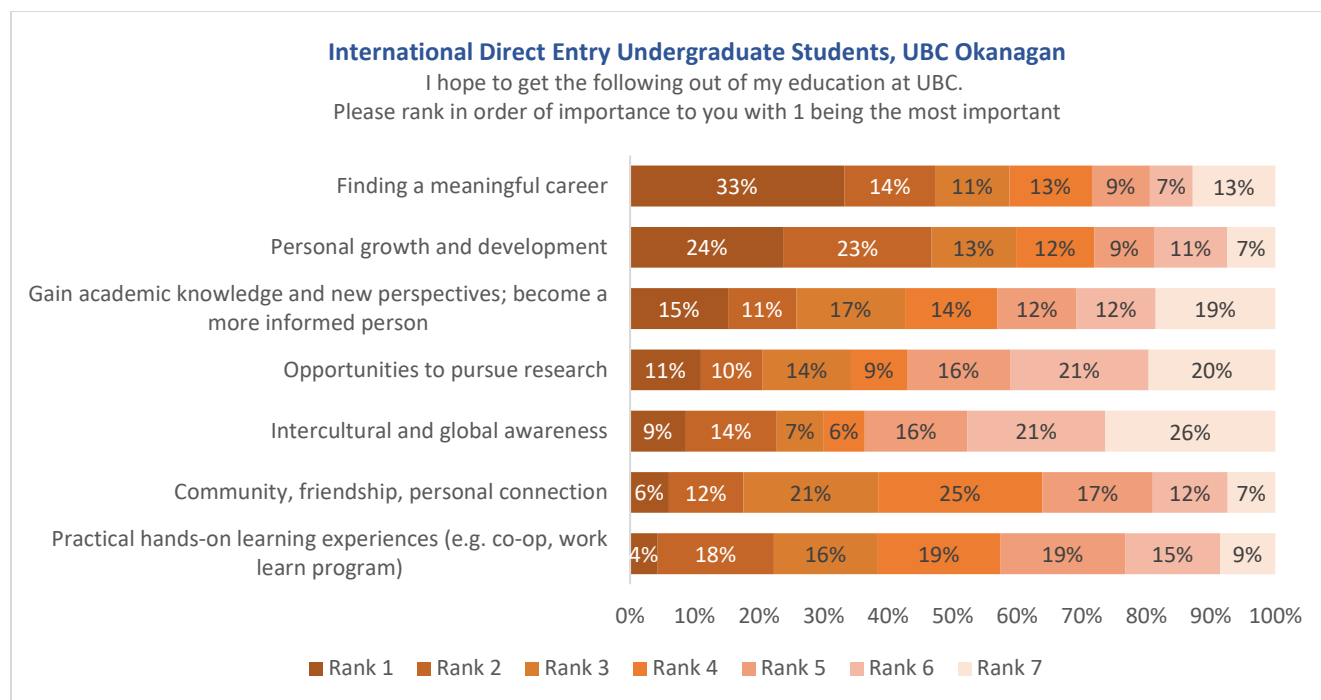
When asked questions about their preparedness to begin their studies, new UBCO undergraduate students are least likely to “Agree” or “Strongly Agree” that they know what to do to prepare for their classes in September (27% domestic, 37% international).



## Section 5: Learning Goals

Finding a meaningful career is the most commonly first-ranked item new UBCO undergraduate students (41% domestic, 33% international) hope to get from their education at UBC, followed by personal growth and development (20% domestic, 24% international).

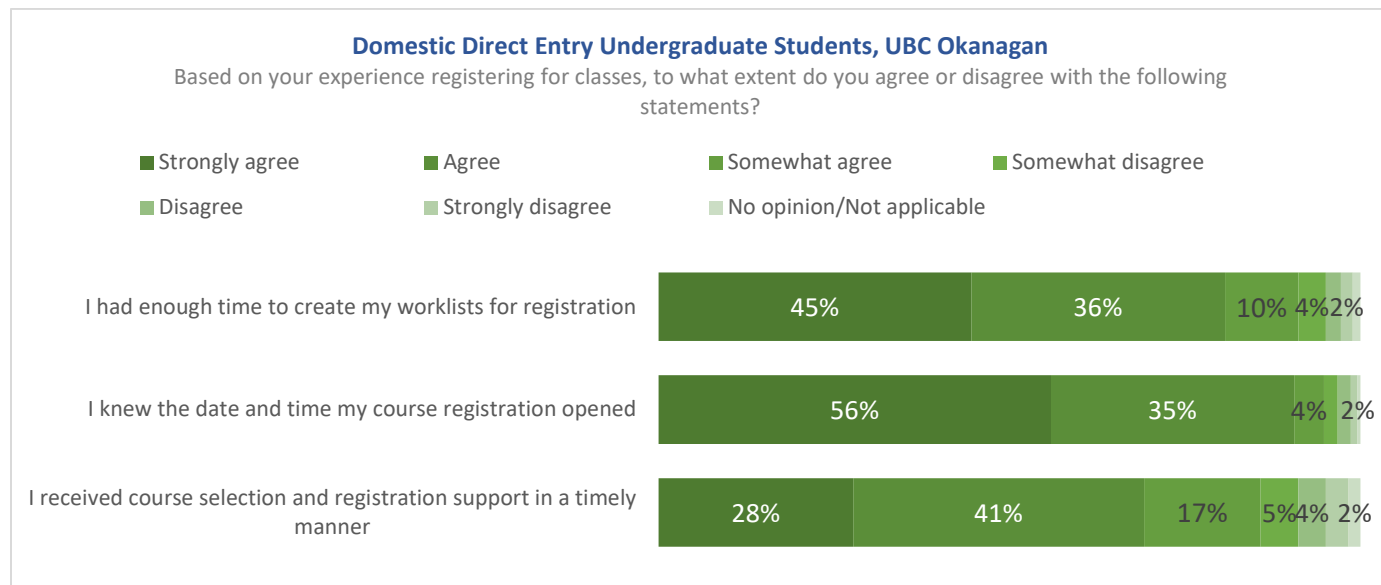




UBCO International	Rank 1	Rank 2	Rank 3	Rank 4	Rank 5	Rank 6	Rank 7
Finding a meaningful career	33%	14%	11%	13%	9%	7%	13%
Personal growth and development	24%	23%	13%	12%	9%	11%	7%
Gain academic knowledge and new perspectives; become a more informed person	15%	11%	17%	14%	12%	12%	19%
Opportunities to pursue research	11%	10%	14%	9%	16%	21%	20%
Intercultural and global awareness	9%	14%	7%	6%	16%	21%	26%
Community, friendship, personal connection	6%	12%	21%	25%	17%	12%	7%
Practical hands-on learning experiences (e.g. co-op, work learn program)	4%	18%	16%	19%	19%	15%	9%
Total	237	237	237	237	237	237	237

## Section 6: Course Registrations

The majority of new UBCO undergraduate students generally “Agree” or “Strongly Agree” that they had a positive registration experience.

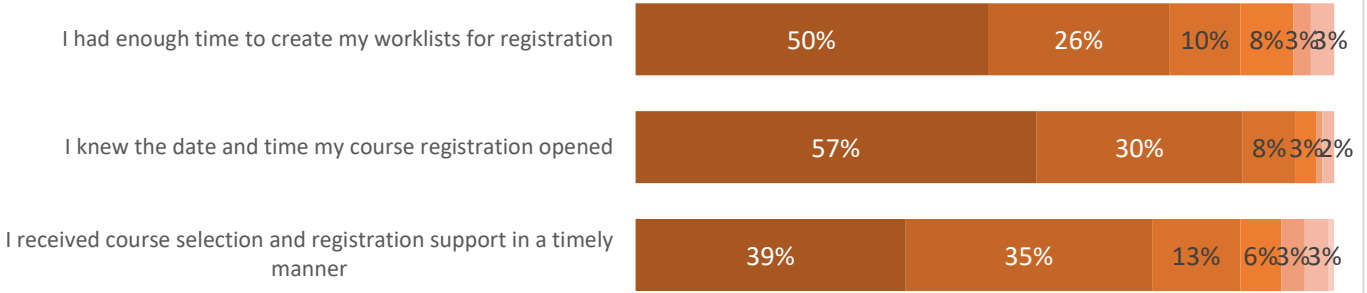


UBCO Domestic	Strongly Agree/Agree	Including Somewhat agree	Strongly agree	Agree	Somewhat agree	Somewhat disagree	Disagree	Strongly disagree	No opinion/Not applicable	Total
I had enough time to create my worklists for registration	81%	91%	45%	36%	10%	4%	2%	2%	1%	710
I knew the date and time my course registration opened	91%	95%	56%	35%	4%	2%	2%	1%	0%	710
I received course selection and registration support in a timely manner	69%	86%	28%	41%	17%	5%	4%	3%	2%	709

**International Direct Entry Undergraduate Students, UBC Okanagan**

Based on your experience registering for classes, to what extent do you agree or disagree with the following statements?

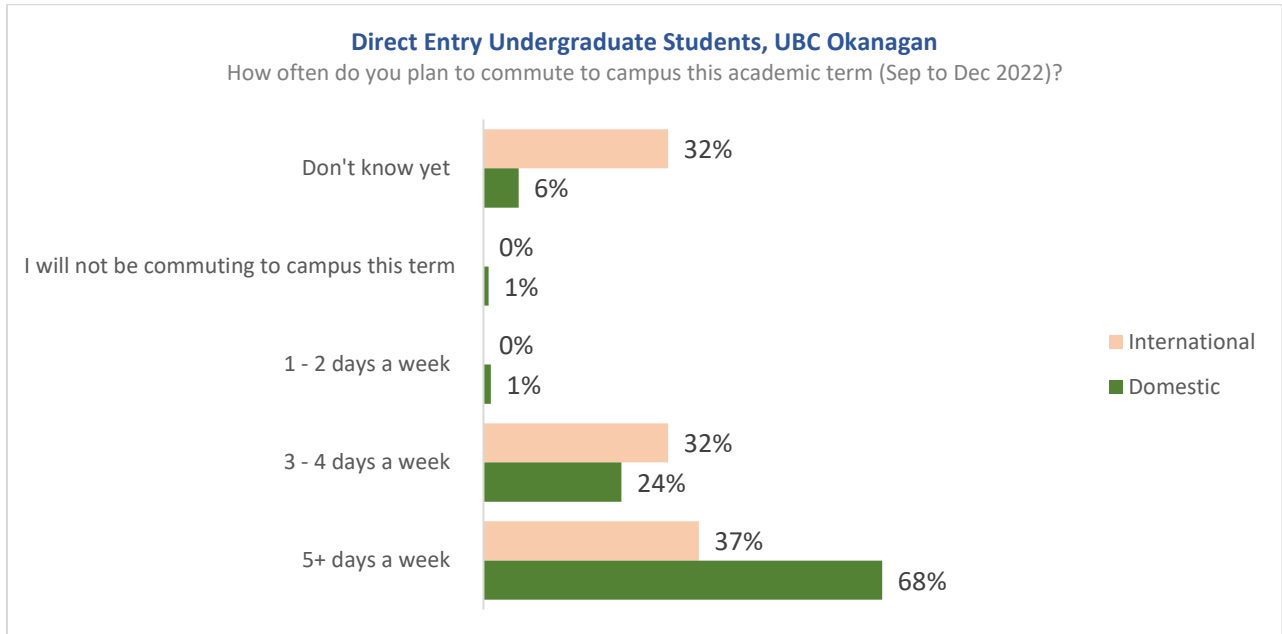
- Strongly agree      ■ Agree      ■ Somewhat agree      ■ Somewhat disagree
- Disagree      ■ Strongly disagree      ■ No opinion/Not applicable



UBCO International	Strongly Agree/Agree	Including Somewhat agree	Strongly agree	Agree	Somewhat agree	Somewhat disagree	Disagree	Strongly disagree	No opinion/Not applicable	Total
I had enough time to create my worklists for registration	76%	87%	50%	26%	10%	8%	3%	3%	0%	238
I knew the date and time my course registration opened	87%	95%	57%	30%	8%	3%	1%	2%	0%	237
I received course selection and registration support in a timely manner	74%	87%	39%	35%	13%	6%	3%	3%	1%	238

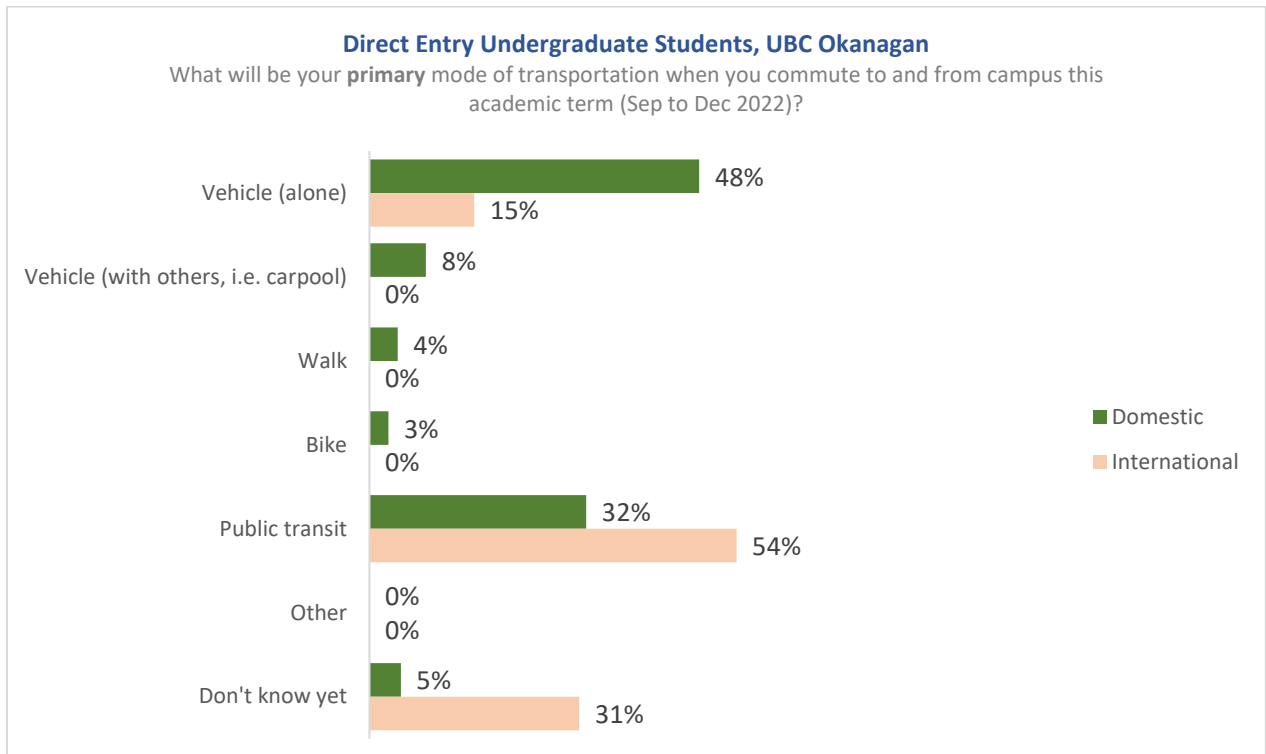
Section 7: Transportation

Of new UBCO undergraduate students who plan to commute, most plan to travel to campus five or more days a week (68% domestic, 37% international).



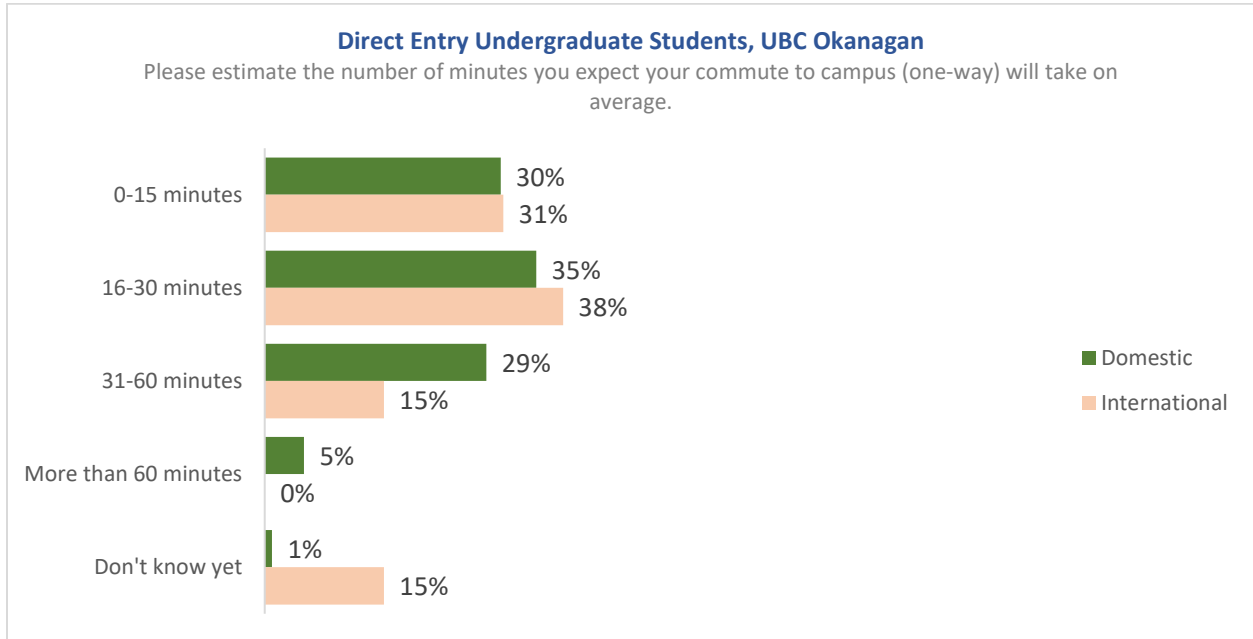
UBCO	Domestic		International	
	%	n	%	n
Don't know yet	6%	14	32%	6
I will not be commuting to campus this term	1%	<5	0%	0
1 - 2 days a week	1%	<5	0%	0
3 - 4 days a week	24%	55	32%	6
5+ days a week	68%	159	37%	7
Total	100%	233	100%	19

Of commuting new UBCO undergraduate students, domestic students expect to use a vehicle with themselves or others (57%), or public transit (32%). International students expect to use public transit (54%) or do not know yet (31%).



UBCO	Domestic		International	
	%	n	%	n
Vehicle (alone)	48%	105	15%	<5
Vehicle (with others, i.e. carpool)	8%	18	0%	0
Walk	4%	9	0%	0
Bike	3%	6	0%	0
Public transit	32%	69	54%	7
Other	0%	0	0%	0
Don't know yet	5%	10	31%	<5
Total	100%	217	100%	13

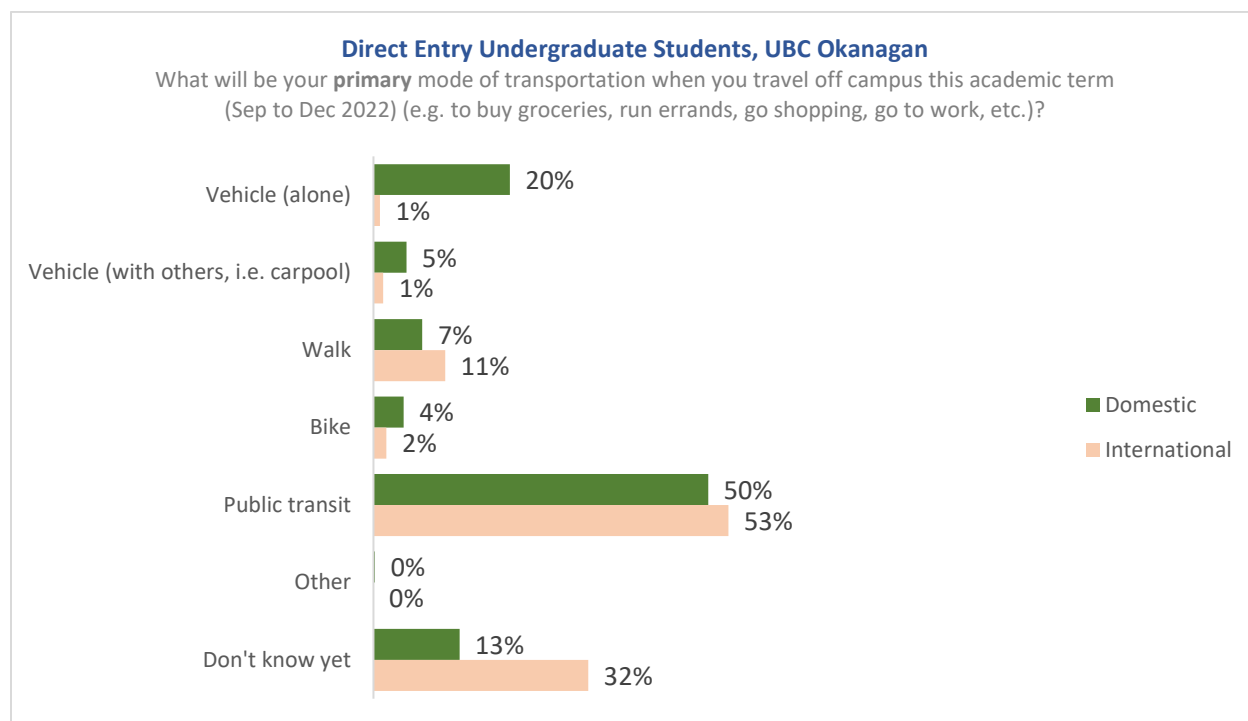
Of commuting new UBCO undergraduate students, the majority of expect commutes less than half an hour to UBCO (65% domestic, 79% international).



UBCO	Domestic		International	
	%	n	%	n
0-15 minutes	30%	66	31%	<5
16-30 minutes	35%	76	38%	5
31-60 minutes	29%	62	15%	<5
More than 60 minutes	5%	11	0%	0
Don't know yet	1%	<5	15%	<5
Total	100%	217	100%	13



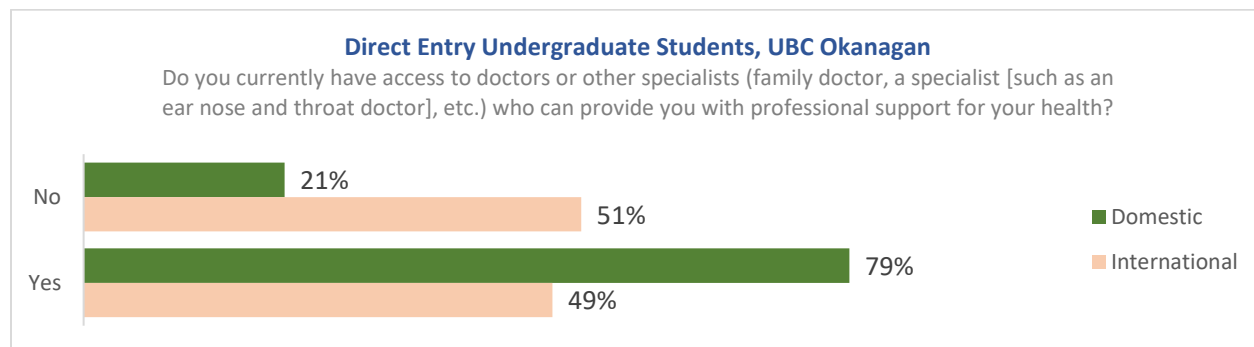
Of new UBCO undergraduate students living on campus, students mainly expect to use public transit to travel off campus (50% domestic, 53% international). International students most reported they were unsure what transportation mode they will use to travel off campus at the time of the survey (32%).



UBCO	Domestic		International	
	%	n	%	n
Vehicle (alone)	20%	95	1%	2
Vehicle (with others, i.e. carpool)	5%	23	1%	3
Walk	7%	34	11%	22
Bike	4%	21	2%	4
Public transit	50%	233	53%	109
Other	0%	1	0%	
Don't know yet	13%	60	32%	66
Total	100%	467	100%	206

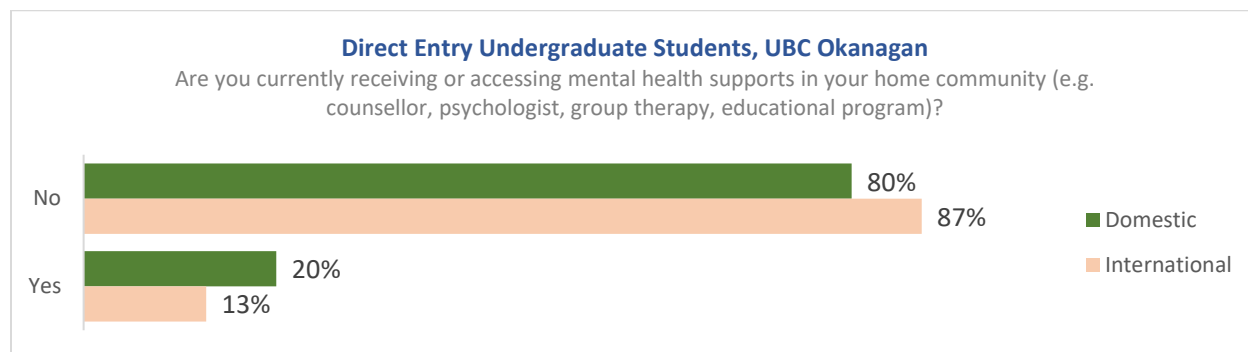
## Section 8: Wellbeing

Most (79%) of new domestic UBCO undergraduate students report they have access to a doctor or other specialists. Whereas about half (51%) of international students reported they do not have access to a doctor or other specialists.



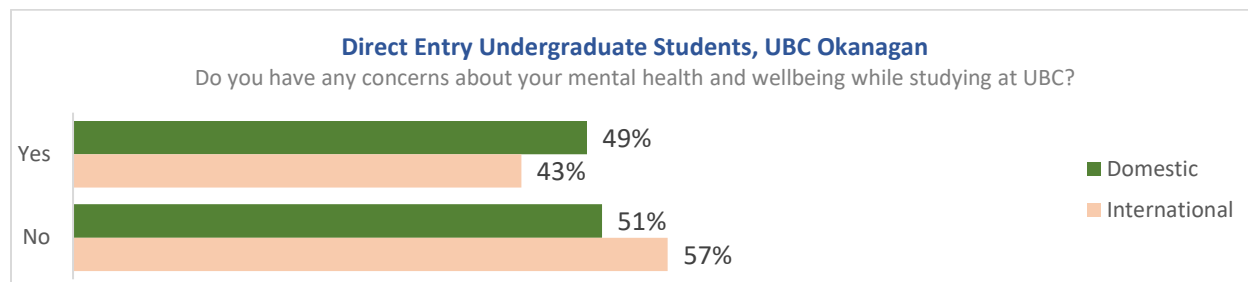
UBCO	Domestic		International	
	%	n	%	n
No	21%	145	51%	121
Yes	79%	553	49%	114
Total	100%	698	100%	235

Most new UBCO undergraduate students are not currently accessing mental health supports in their home community (80% domestic, 87% international).



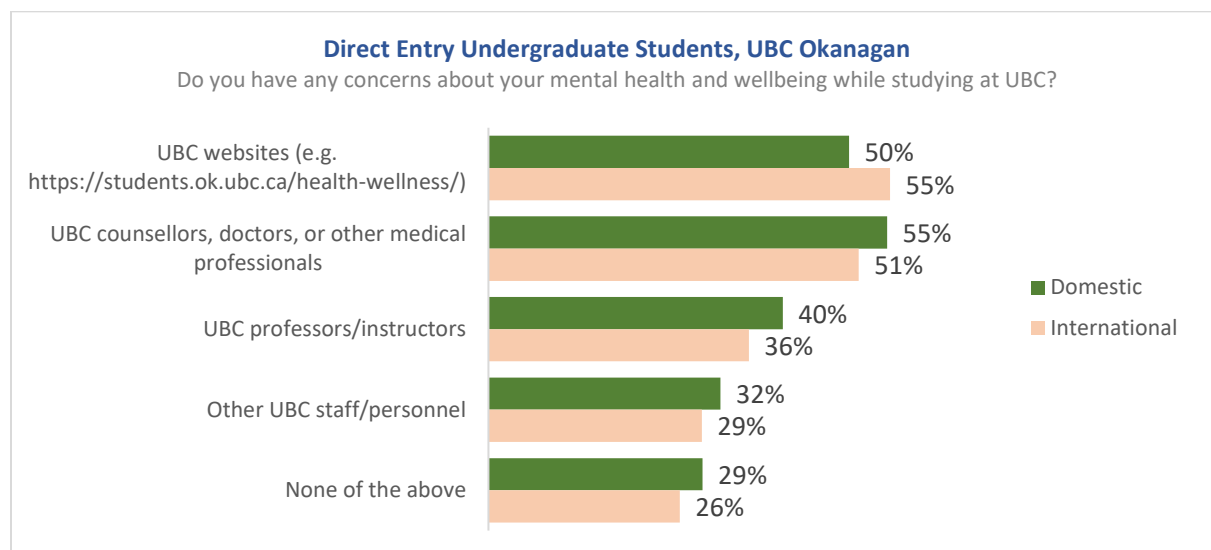
UBCO	Domestic		International	
	%	n	%	n
No	80%	558	87%	205
Yes	20%	140	13%	30
Total	100%	698	100%	235

Mental health is a noticeable concern for new UBCO undergraduate students, with close to half (49% domestic and 43% international) citing concerns for their studies at UBC.



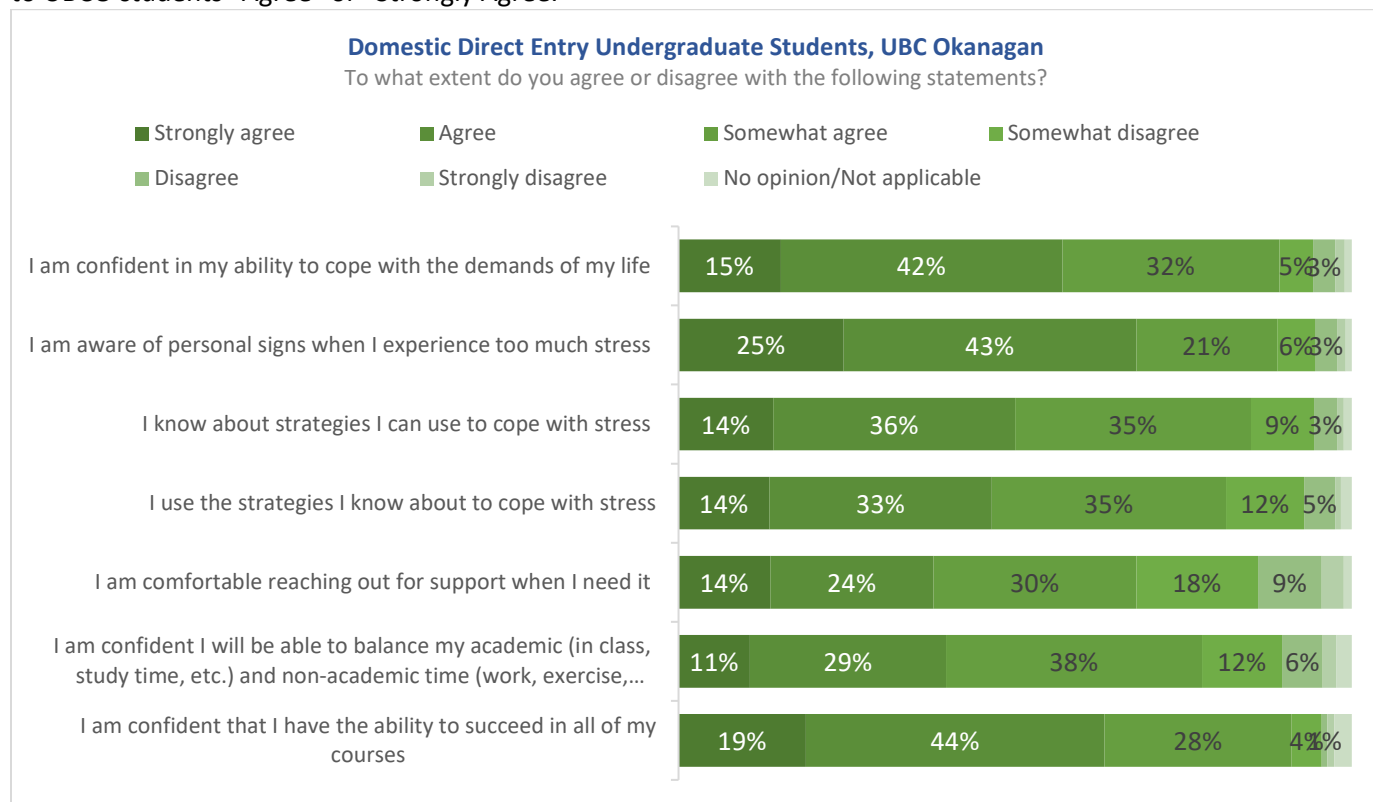
UBCO	Domestic		International	
	%	n	%	n
Yes	49%	344	43%	101
No	51%	354	57%	134
Total	100%	698	100%	235

Most students are aware of at least one of the listed health related resources available at UBCO (71% domestic, 74% international).



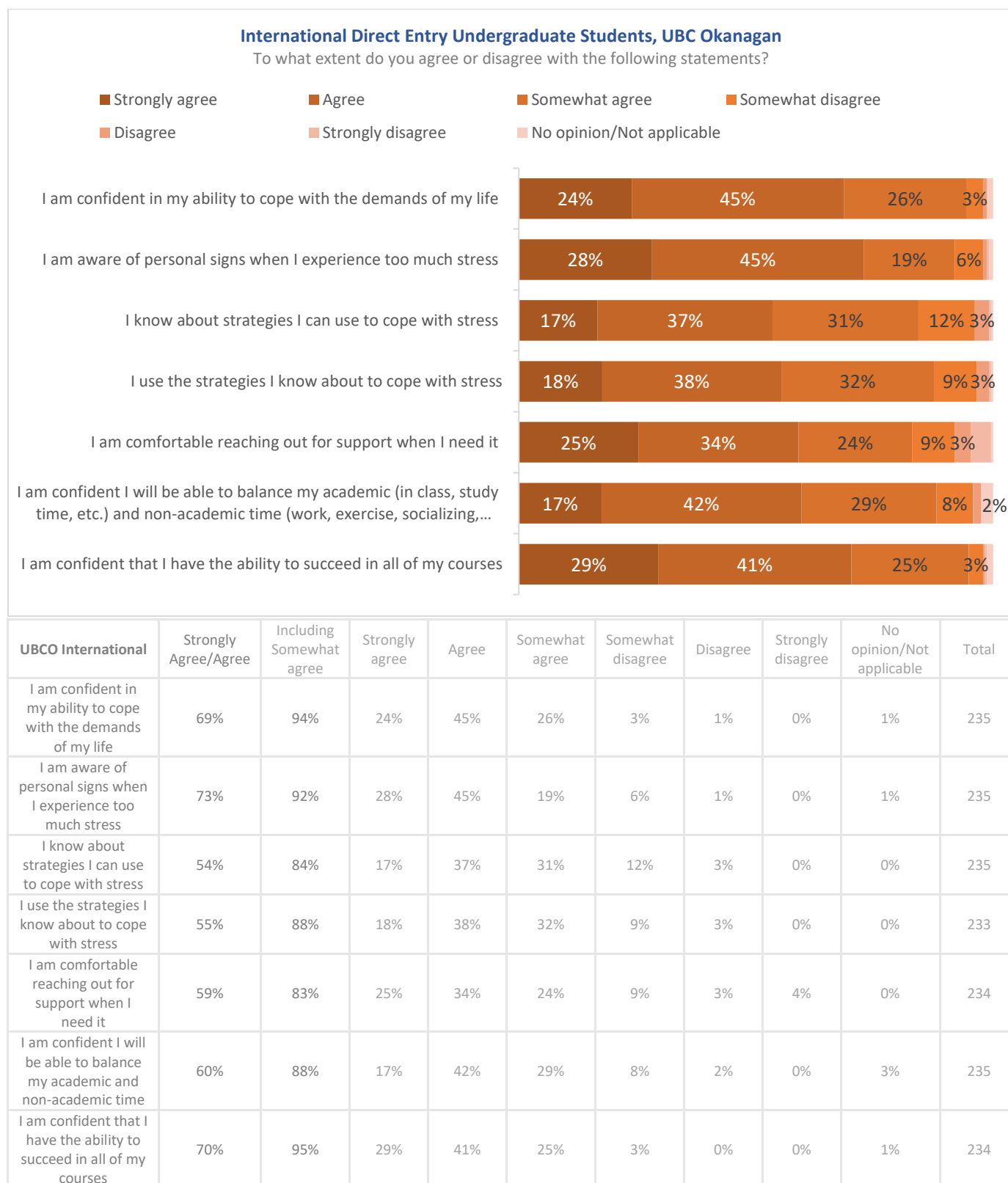
UBCO	Domestic		International	
	%	n	%	n
UBC websites (e.g. <a href="https://students.ok.ubc.ca/health-wellness/">https://students.ok.ubc.ca/health-wellness/</a> )	50%	342	55%	128
UBC counsellors, doctors, or other medical professionals	55%	378	51%	118
UBC professors/instructors	40%	279	36%	83
Other UBC staff/personnel	32%	220	29%	68
None of the above	29%	203	26%	61
Total number of respondents	100%	690	100%	232

On four measures, “I know about strategies I can use to cope with stress,” “I use the strategies I know about to cope with stress,” “I am comfortable reaching out for support when I need it,” and “I am confident I will be able to balance my academic and non-academic time,” less than half of new domestic to UBCO students “Agree” or “Strongly Agree.”



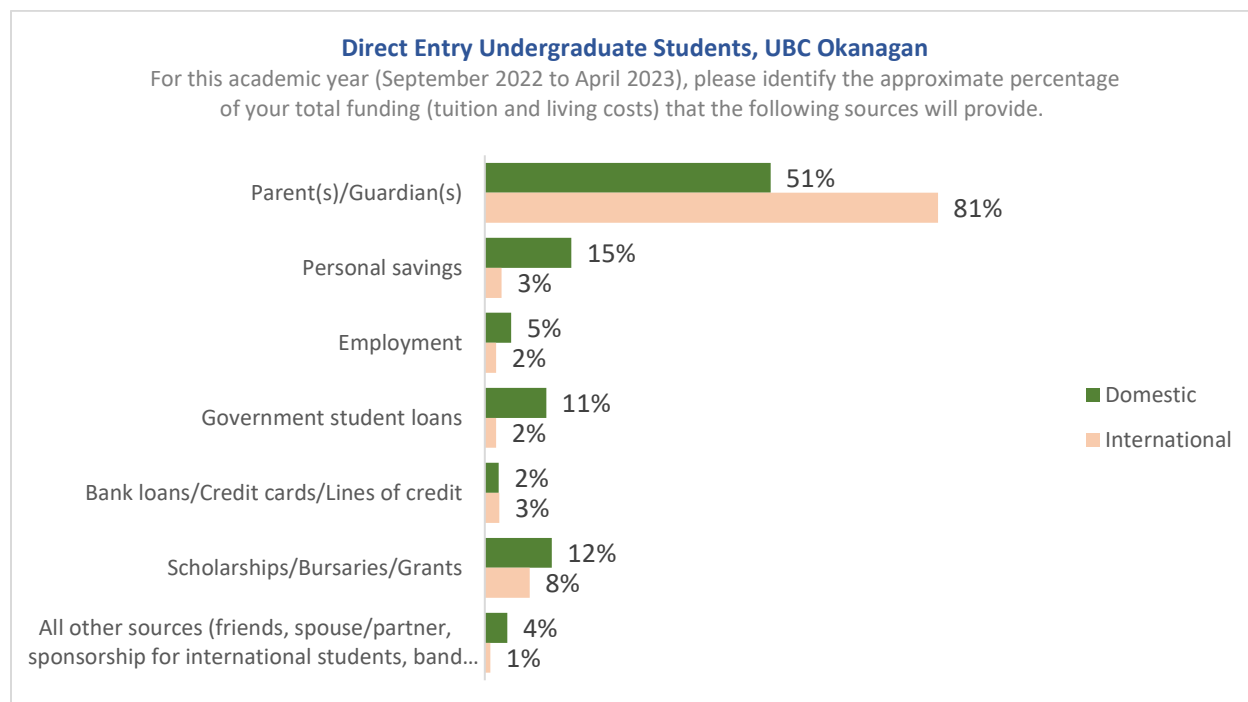
UBCO Domestic	Strongly Agree/Agree	Including Somewhat agree	Strongly agree	Agree	Somewhat agree	Somewhat disagree	Disagree	Strongly disagree	No opinion/Not applicable	Total
I am confident in my ability to cope with the demands of my life	57%	89%	15%	42%	32%	5%	3%	1%	1%	698
I am aware of personal signs when I experience too much stress	68%	89%	25%	43%	21%	6%	3%	1%	1%	697
I know about strategies I can use to cope with stress	50%	85%	14%	36%	35%	9%	3%	1%	1%	696
I use the strategies I know about to cope with stress	47%	81%	14%	33%	35%	12%	5%	1%	2%	696
I am comfortable reaching out for support when I need it	38%	68%	14%	24%	30%	18%	9%	3%	1%	697
I am confident I will be able to balance my academic and non-academic time	40%	78%	11%	29%	38%	12%	6%	2%	2%	697
I am confident that I have the ability to succeed in all of my courses	63%	91%	19%	44%	28%	4%	1%	1%	3%	697

The majority of new international UBCO undergraduate students “Agree” or “Strongly Agree” on all seven measures shown below.



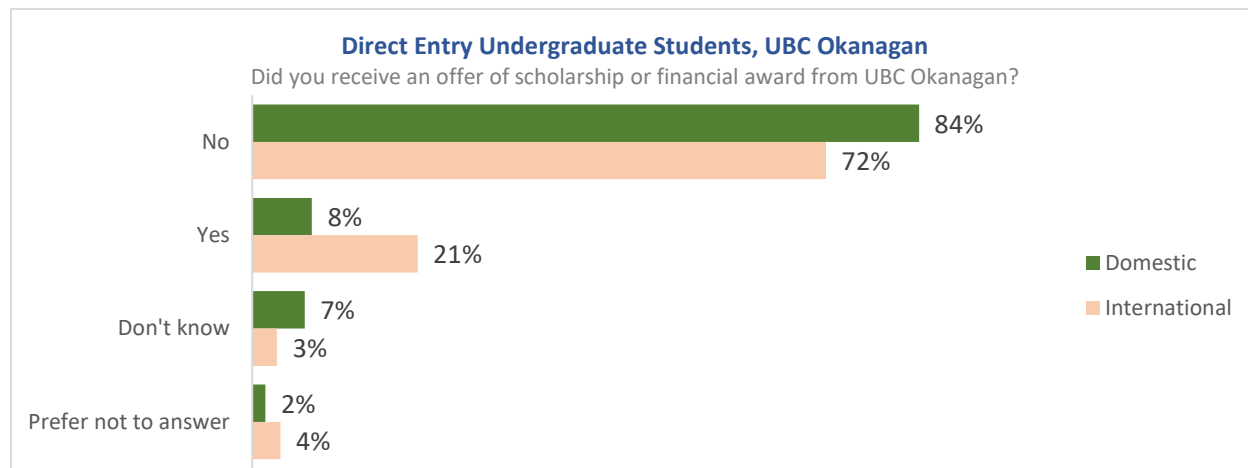
Section 9: Financial impact/concerns

New UBCO undergraduate students, on average, finance their education primarily through help from their parents (51% Domestic, 81% International). Domestic students are more likely to report use of personal savings (15%), or Government student loans (11%).



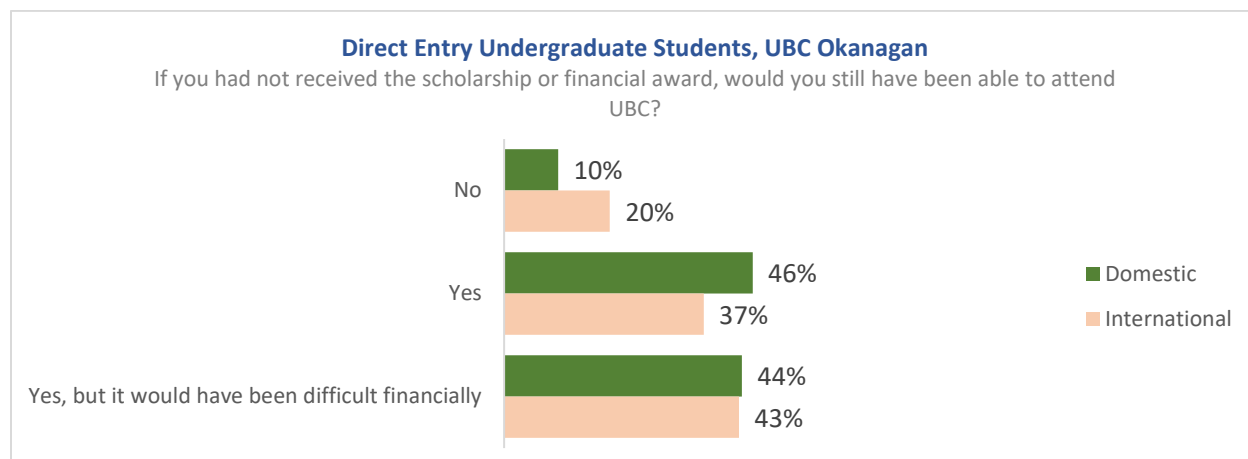
UBCO	Domestic	International
Parent(s)/Guardian(s)	51%	81%
Personal savings	15%	3%
Employment	5%	2%
Government student loans	11%	2%
Bank loans/Credit cards/Lines of credit	2%	3%
Scholarships/Bursaries/Grants	12%	8%
All other sources (friends, spouse/partner, sponsorship for international students, band funding for aboriginal students, etc.)	4%	1%
Total number of respondents	662	225

Of new UBCO undergraduate students, 8% of domestic and 21% of international students received a scholarship or financial award from UBC.



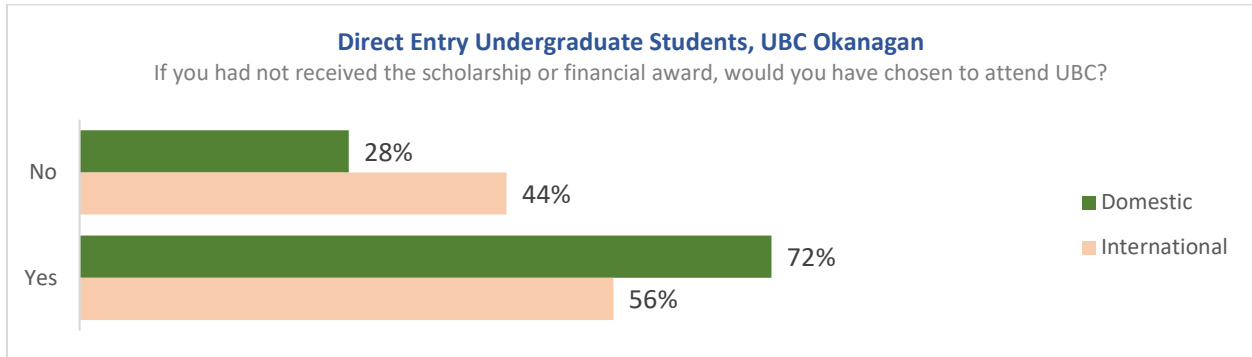
UBCO	Domestic		International	
	%	n	%	n
No	84%	559	72%	163
Yes	8%	50	21%	47
Don't know	7%	44	3%	7
Prefer not to answer	2%	11	4%	8
Total	100%	664	100%	225

New international UBCO undergraduate students were most likely to say that they would not have been able to attend without a scholarship or financial award from UBC (20%).



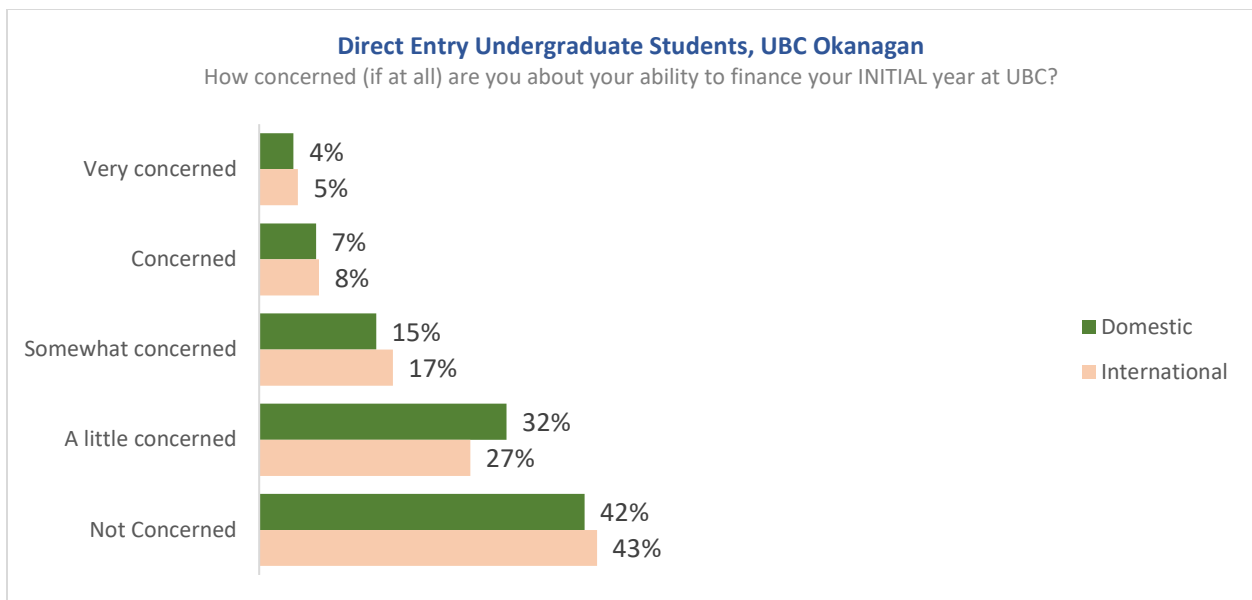
UBCO	Domestic		International	
	%	n	%	n
No	10%	5	20%	9
Yes	46%	23	37%	17
Yes, but it would have been difficult financially	44%	22	43%	20
Total	100%	50	100%	46

New international UBCO undergraduate students were most likely to say that they would not have chosen to attend UBCO without a scholarship or financial award from UBC (44%).



UBCO	Domestic		International	
	%	n	%	n
No	28%	14	44%	20
Yes	72%	36	56%	25
Total	100%	50	100%	45

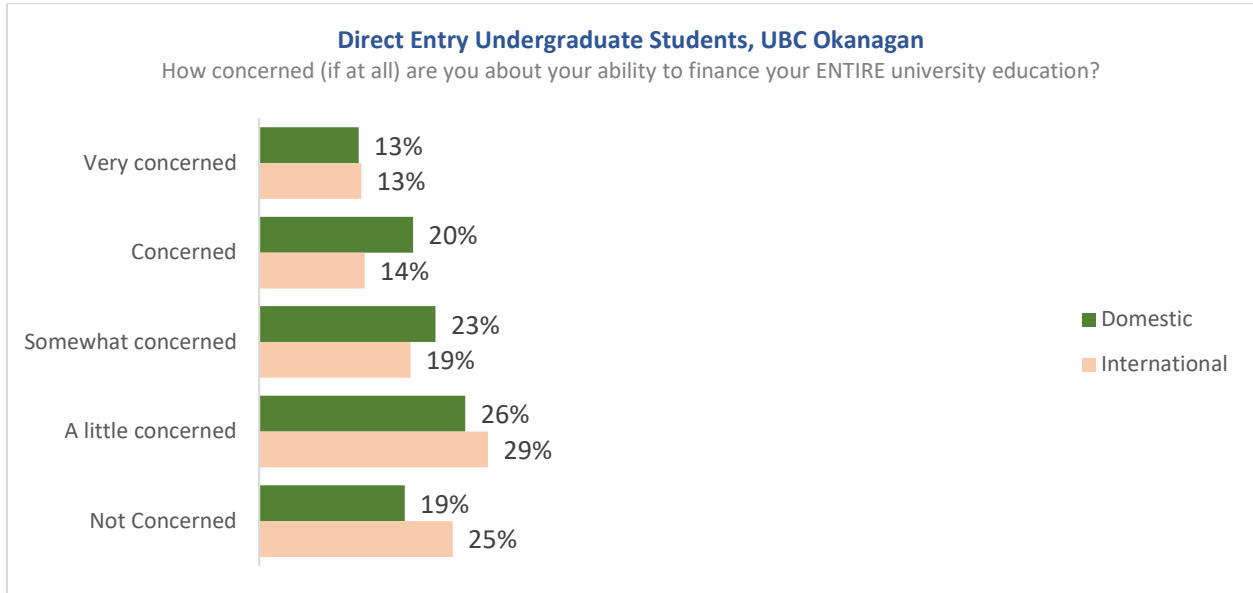
A minority of new UBCO undergraduate students are at least “Somewhat concerned” about financing their initial year at UBC (27% domestic, 30% international).



UBCO	Domestic		International	
	%	n	%	n
Very concerned	4%	29	5%	11
Concerned	7%	48	8%	17
Somewhat concerned	15%	99	17%	38
A little concerned	32%	209	27%	60
Not concerned	42%	275	43%	96
Total	100%	660	100%	222



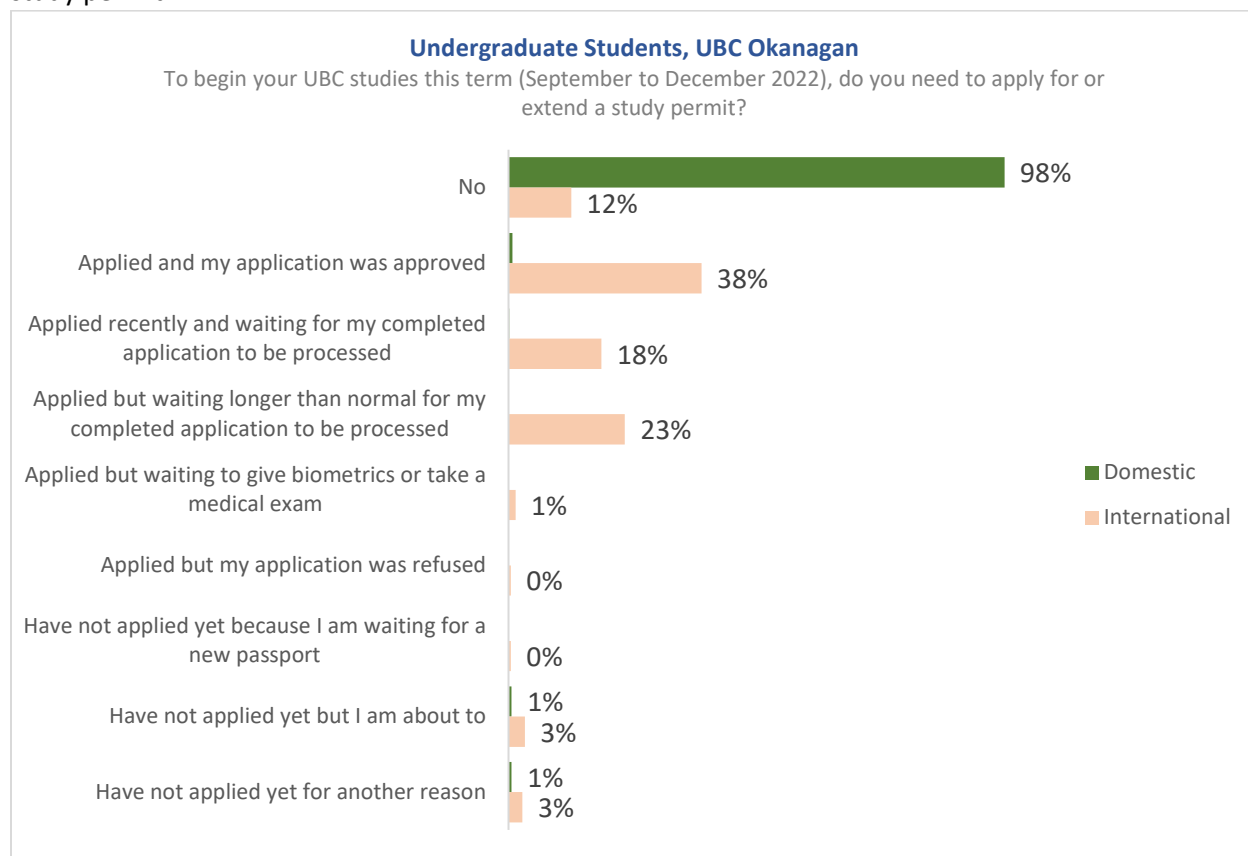
A majority of new UBCO undergraduate students are at least “Somewhat concerned” about financing their entire education at UBC (56% domestic, 46% international).



UBCO	Domestic		International	
	%	n	%	n
Very concerned	13%	84	13%	29
Concerned	20%	130	14%	30
Somewhat concerned	23%	149	19%	43
A little concerned	26%	174	29%	65
Not concerned	19%	123	25%	55
Total	100%	660	100%	222

## Section 10: Study Permit

Most (85%) of new international UBCO undergraduate students report needing to apply for or extend a study permit.




UBCO	Domestic		International	
	%	n	%	n
No	98%	644	12%	27
Applied and my application was approved	1%	5	38%	83
Applied recently and waiting for my completed application to be processed	0%	<5	18%	40
Applied but waiting longer than normal for my completed application to be processed	0%	0	23%	50
Applied but waiting to give biometrics or take a medical exam	0%	0	1%	<5
Applied but my application was refused	0%	0	0%	<5
Have not applied yet because I am waiting for a new passport	0%	0	0%	<5
Have not applied yet but I am about to	1%	<5	3%	7
Have not applied yet for another reason	1%	<5	3%	6
Total	100%	658	100%	218

## Section 11: Demographics

With the Demographics Project nearly complete, this section underwent a major revision for NUBC 2022.

Most new UBCO undergraduate students (82% domestic, 91% international) do not identify as a person with a disability or ongoing medical condition.



UBCO	Domestic		International	
	%	n	%	n
No	82%	535	91%	196
Yes	11%	69	2%	5
I am not sure	5%	34	6%	12
I choose not to disclose	3%	18	1%	<5
Total	100%	656	100%	216

For the students who answered “Yes” to the previous question “Do you identify as a person with a disability or an ongoing medical condition?” were asked a follow up question:

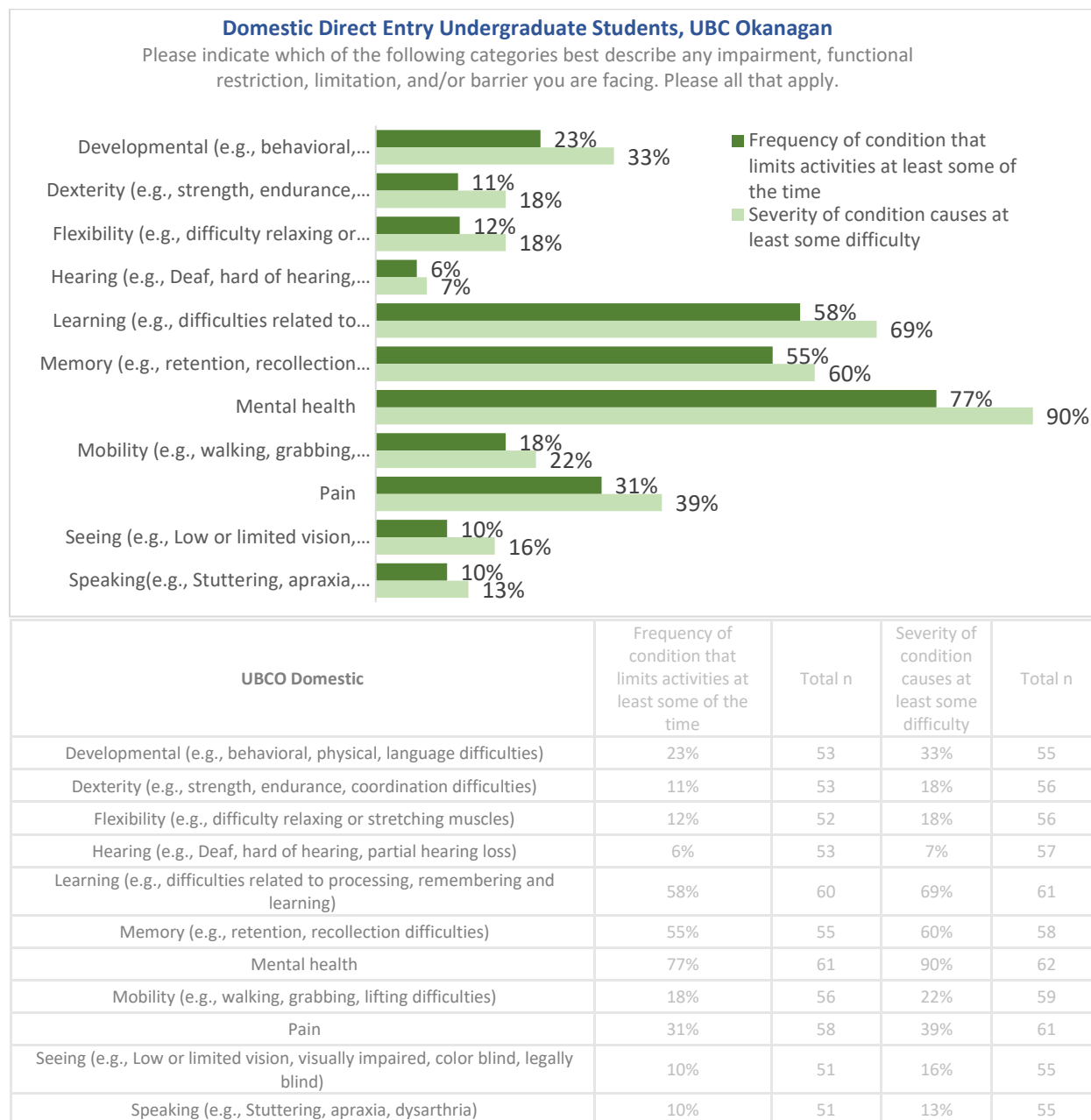
“Please indicate which of the following categories best describe any impairment, functional restriction, limitation, and/or barrier you are facing. Please check all that apply.” For the eleven options, they could select both Severity [“No difficulty”, “Some difficulty”, “A lot of difficulty”, “Cannot do at all”] and Frequency [“Never”, “Rarely”, “Sometimes”, “Often”, “Always”].

The next two graphs and tables below condense this into the percent who answered Severity with [“Some difficulty”, “A lot of difficulty”, or “Cannot do at all”] and Frequency [“Sometimes”, “Often”, “Always”].

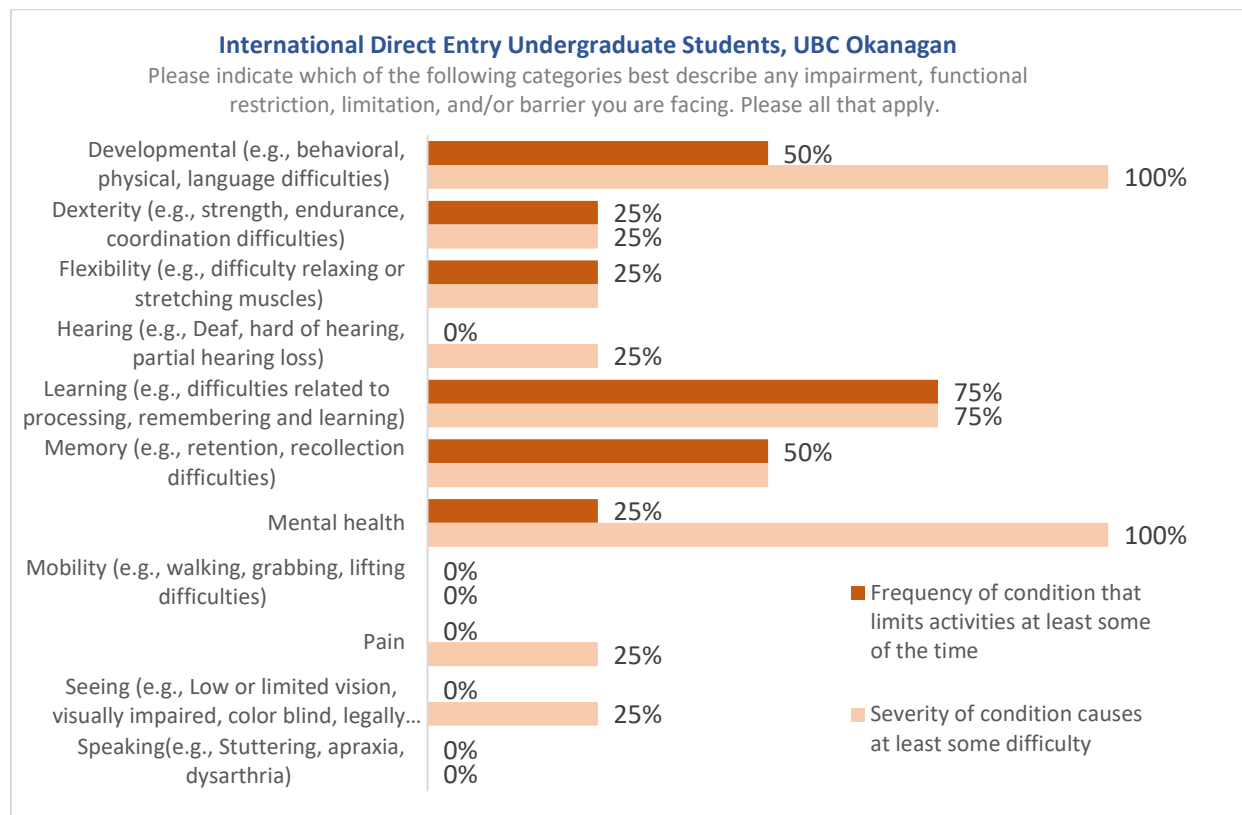
**How to interpret:**

Of the 61 UBCO new domestic undergraduate students who rated their Mental Health **Frequency**, 77% said that the frequency is “Sometimes”, “Often”, or “Always.”

Of the 62 UBCO domestic undergraduate students who rated the *Severity* of their Mental Health issues, 90% rate the as severity as causing “Some difficulty”, “A lot of difficulty,” or “Cannot do at all”.

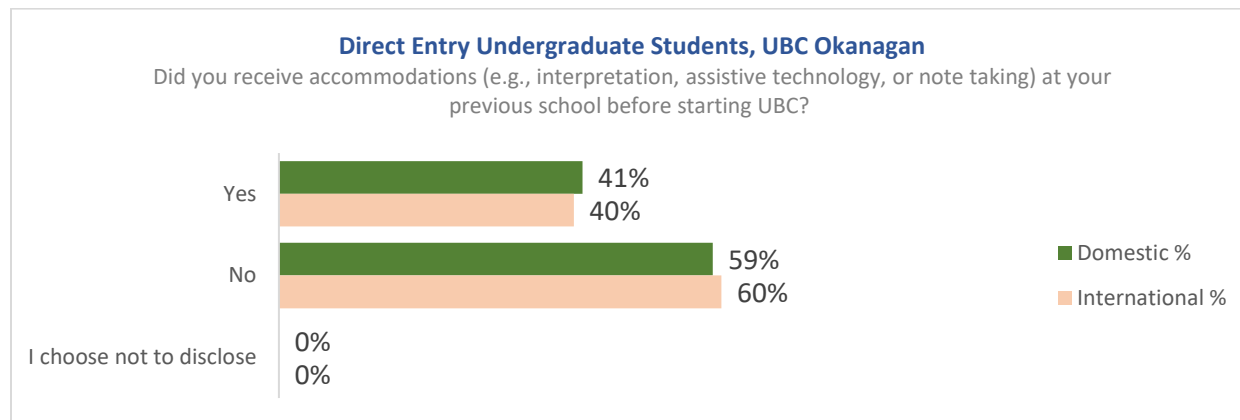


Note the small n and be careful with interpretations of the UBCO undergraduate international student responses to this question.



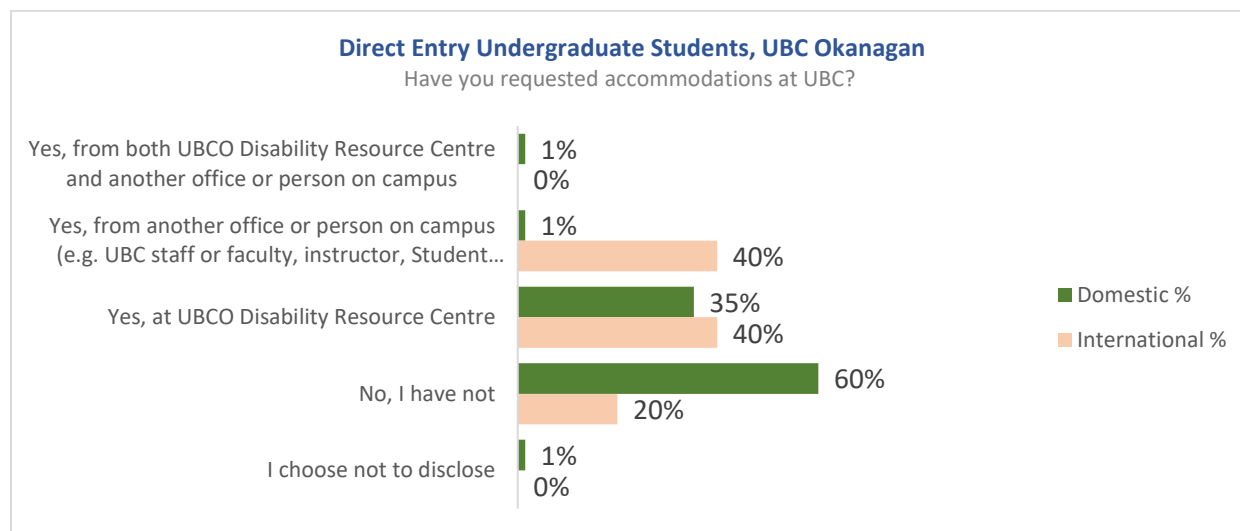
UBCO International	Frequency of condition that limits activities at least some of the time	Total n	Severity of condition causes at least some difficulty	Total n
Developmental (e.g., behavioral, physical, language difficulties)	50%	<5	100%	<5
Dexterity (e.g., strength, endurance, coordination difficulties)	25%	<5	25%	<5
Flexibility (e.g., difficulty relaxing or stretching muscles)	25%	<5	25%	<5
Hearing (e.g., Deaf, hard of hearing, partial hearing loss)	0%	<5	25%	<5
Learning (e.g., difficulties related to processing, remembering and learning)	75%	<5	75%	<5
Memory (e.g., retention, recollection difficulties)	50%	<5	50%	<5
Mental health	25%	<5	100%	<5
Mobility (e.g., walking, grabbing, lifting difficulties)	0%	<5	0%	<5
Pain	0%	<5	25%	<5
Seeing (e.g., Low or limited vision, visually impaired, color blind, legally blind)	0%	<5	25%	<5
Speaking (e.g., Stuttering, apraxia, dysarthria)	0%	<5	0%	<5

Most new UBCO undergraduate students who identify as disabled (59% domestic, 60% international) did not receive accommodations at their previous school before coming to UBC.



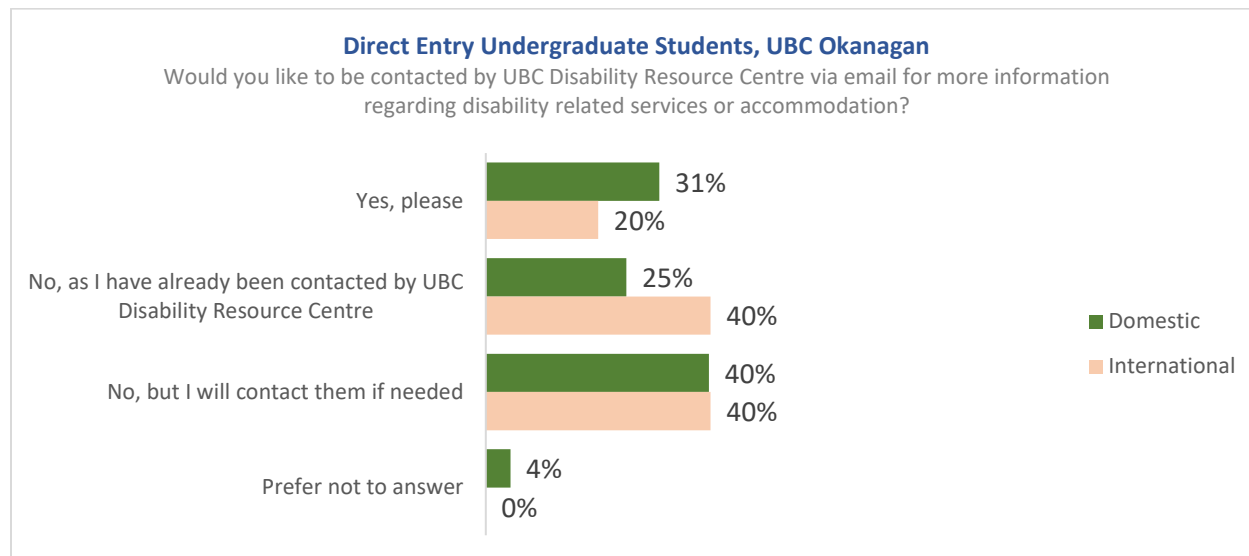
UBCO	Domestic		International	
	%	n	%	n
Yes	41%	28	40%	<5
No	59%	40	60%	<5
I choose not to disclose	0%		0%	
Total	100%	68	100%	5

A minority of new UBCO undergraduate students who identify as disabled (35% domestic), at the time of this survey had asked for accommodations from UBC. Note the small n for international students.



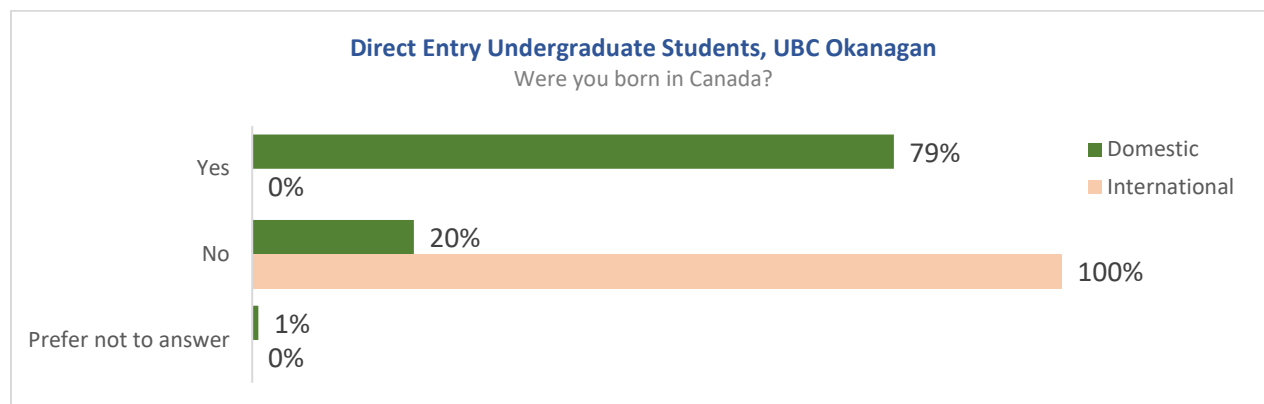
UBCO	Domestic		International	
	%	n	%	n
Yes, from both UBCO Disability Resource Centre and another office or person on campus	1%	<5	0%	
Yes, from another office or person on campus (e.g. UBC staff or faculty, instructor, Student Housing and Community Services, etc.)	1%	<5	40%	<5
Yes, at UBCO Disability Resource Centre	35%	24	40%	<5
No, I have not	60%	41	20%	<5
I choose not to disclose	1%	<5	0%	
Total	100%	68	100%	5

Some new UBCO undergraduate students who identify as disabled (31% domestic) would like to be contacted by email for more information. Note the small n for international students.



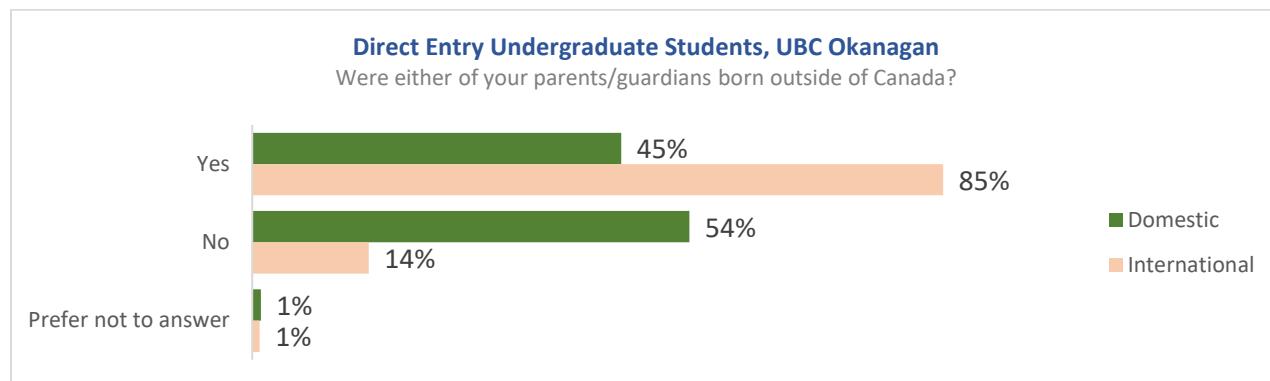
UBCO	Domestic		International	
	%	n	%	n
Yes, please	31%	21	20%	<5
No, as I have already been contacted by UBC Disability Resource	25%	17	40%	<5
No, but I will contact them if needed	40%	27	40%	<5
Prefer not to answer	4%	<5	0%	
Total	100%	68	100%	5

The majority (79%) of domestic new UBCO undergraduate students were born in Canada, while the overwhelming majority (100%) of international students were not.



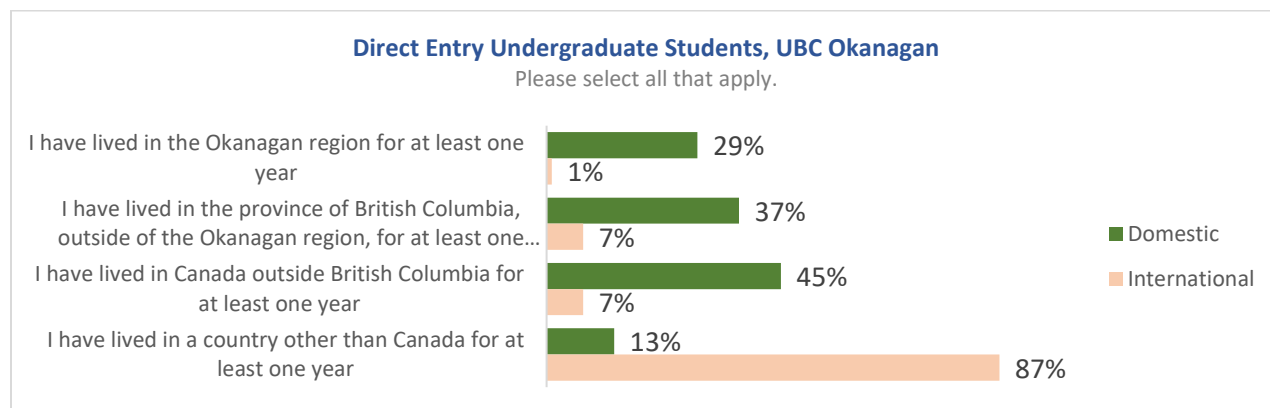
UBCO	Domestic		International	
	%	n	%	n
Yes	79%	520	0%	0
No	20%	131	100%	217
Prefer not to answer	1%	5	0%	0
Total	100%	656	100%	217

The majority (54%) of domestic new UBCO undergraduate students have parents or guardians born in Canada, while the majority (85%) of international students do not.



UBCO	Domestic		International	
	%	n	%	n
Yes	45%	297	85%	184
No	54%	352	14%	31
Prefer not to answer	1%	7	1%	<5
Total	100%	656	100%	217

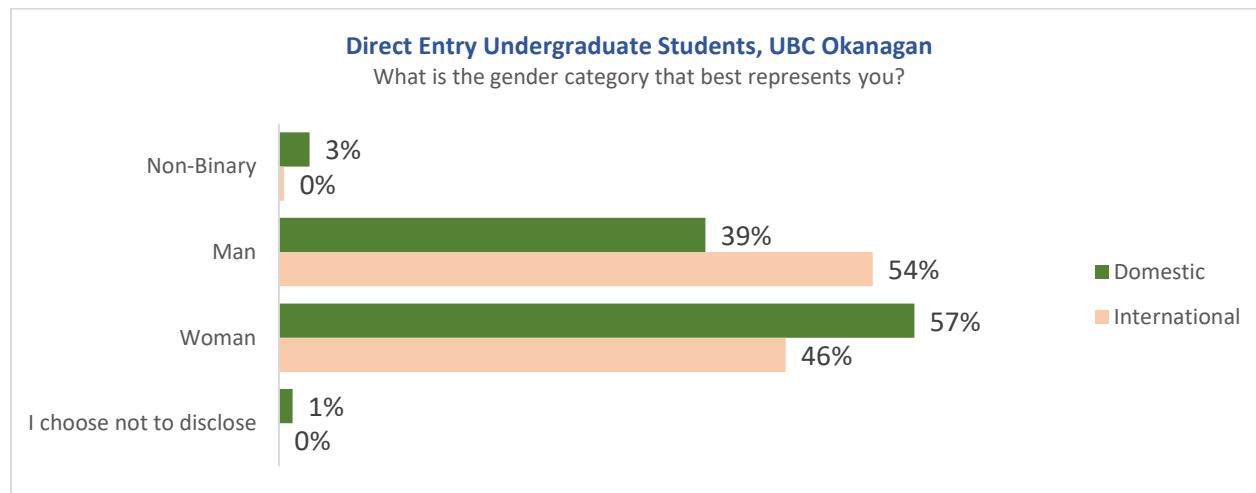
The majority (56%) of new UBCO undergraduate domestic students have lived in the Okanagan or BC for at least one year, while only a small minority (8%) of international students have.



UBCO	Domestic		International	
	%	n	%	n
I have lived in the Okanagan region for at least one year	28%	233	1%	<5
I have lived in the province of British Columbia, outside of the Okanagan region, for at	39%	326	12%	31
I have lived in Canada outside British Columbia for at least one year	42%	350	5%	13
I have lived in a country other than Canada for at least one year	12%	100	87%	235
Distinct Count of Respondents	100%	836	100%	269

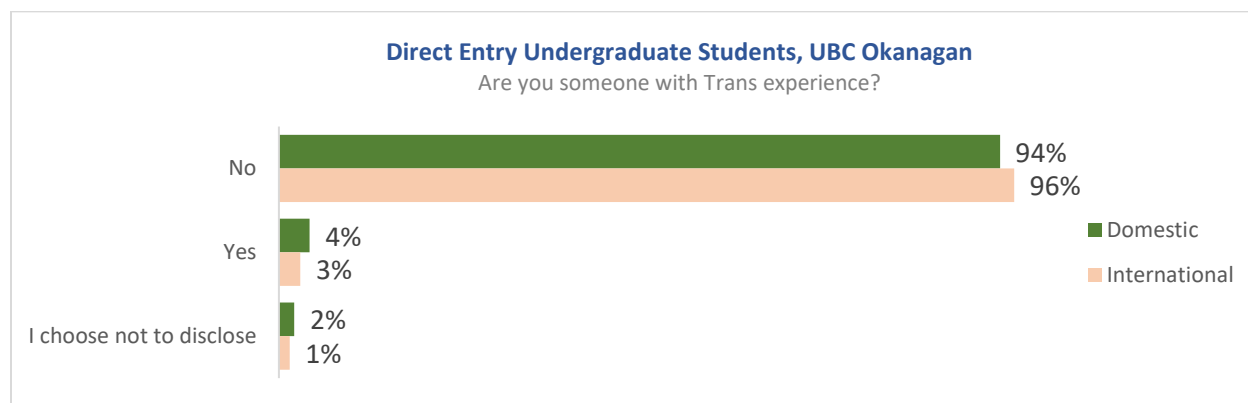


The majority (57%) of domestic new UBCO undergraduate students report that the gender category best representing them is a “Woman,” while the majority of international students report “Man” (54%).



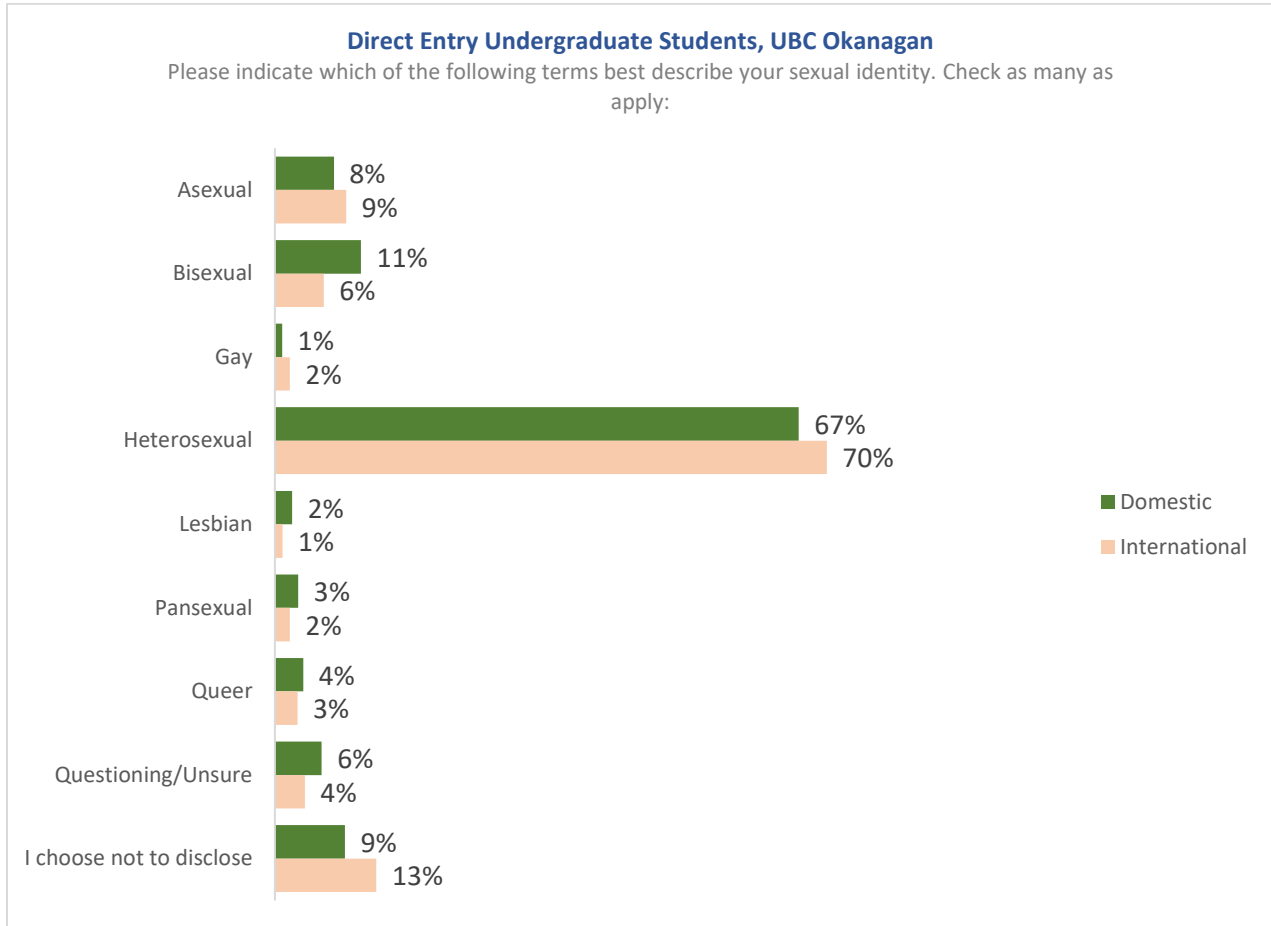
UBCO	Domestic		International	
	%	n	%	n
Non-Binary	3%	18	0%	<5
Man	39%	251	54%	116
Woman	57%	374	46%	99
I choose not to disclose	1%	8	0%	0
Total	100%	841	100%	299

Only a small minority (4% domestic, 3% international) of new UBCO undergraduate students identify as someone with Trans experience.



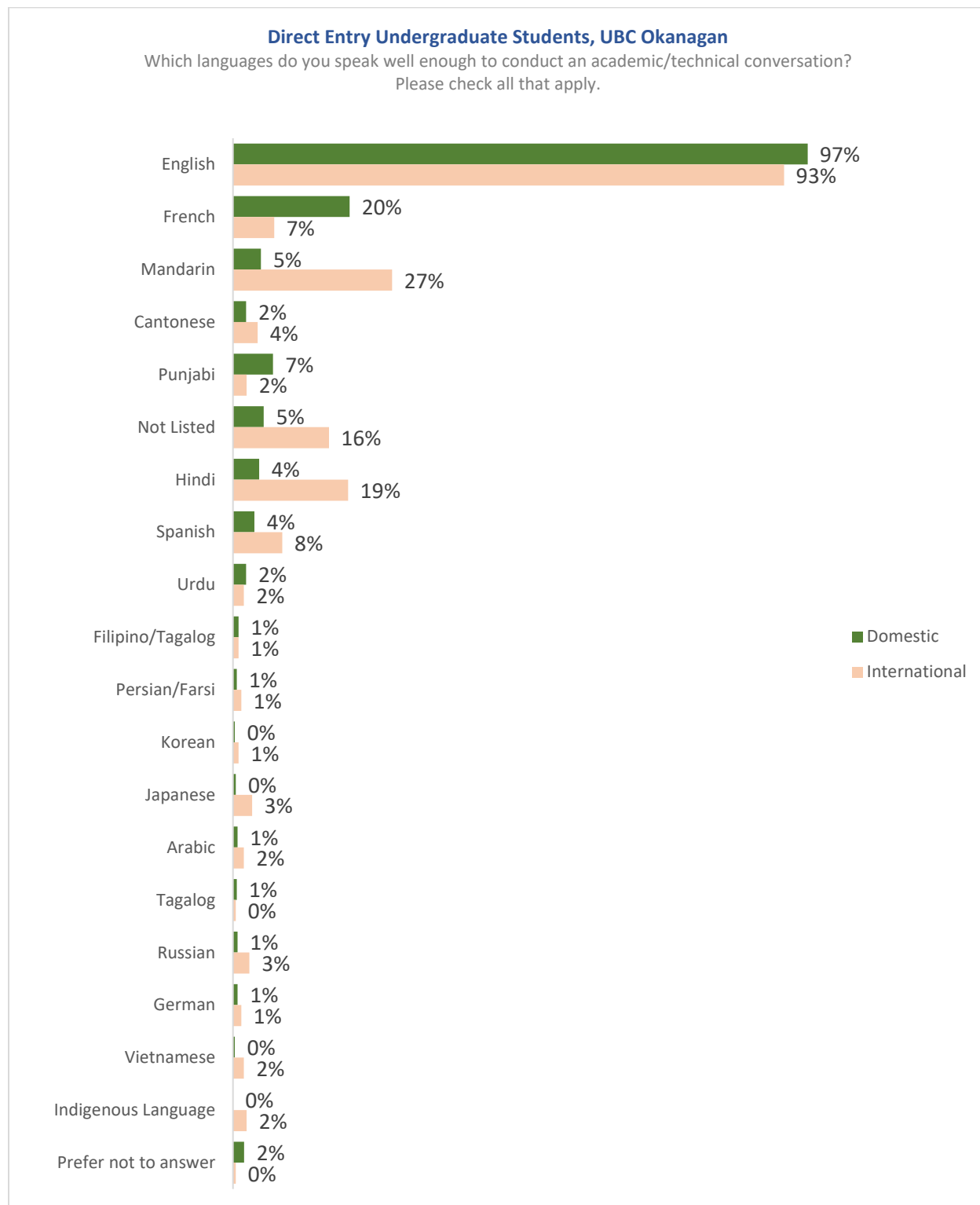
UBCO	Domestic		International	
	%	n	%	n
No	94%	611	96%	207
Yes	4%	26	3%	6
I choose not to disclose	2%	13	1%	<5
Total	100%	650	100%	216

The majority of new UBCO undergraduate students identify as heterosexual (67% domestic, 70% international).



UBCO	Domestic		International	
	%	n	%	n
Asexual	8%	48	9%	19
Bisexual	11%	70	6%	13
Gay	1%	6	2%	<5
Heterosexual	67%	426	70%	147
Lesbian	2%	14	1%	<5
Pansexual	3%	19	2%	<5
Queer	4%	23	3%	6
Questioning/Unsure	6%	38	4%	8
I choose not to disclose	9%	57	13%	27
Total	100%	638	100%	209

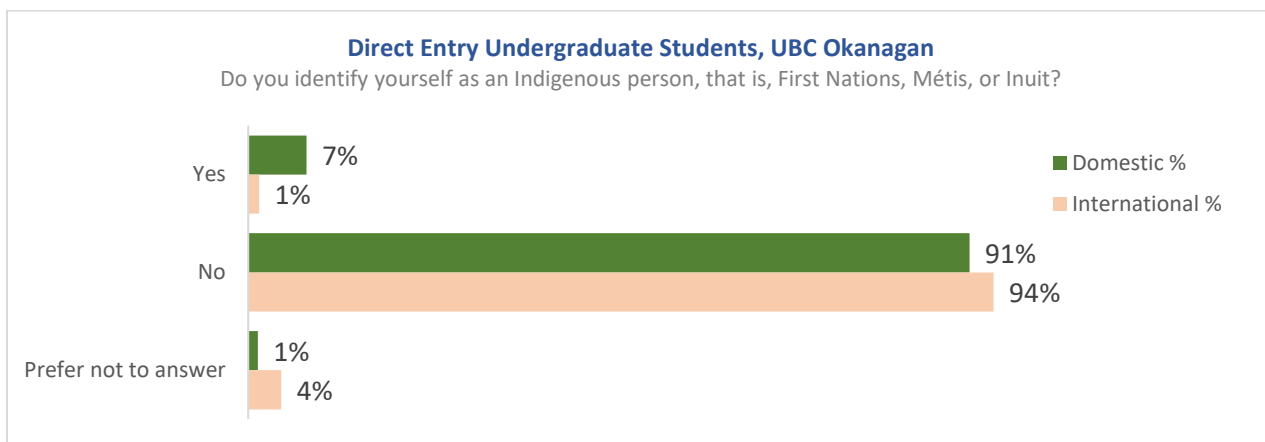
The large majority of new UBCO undergraduate students report they speak English well enough to hold an academic or technical conversation. This is consistent with previous years for both domestic (2022: 97%, 2021: 99%, 2020: 98%, 2019: 96%) and international (2022: 92%, 2021: 93%, 2020: 93%, 2019: 93%) students.



New to UBC 2022 Final Report – UBC Okanagan, Direct-entry, Undergraduate Students

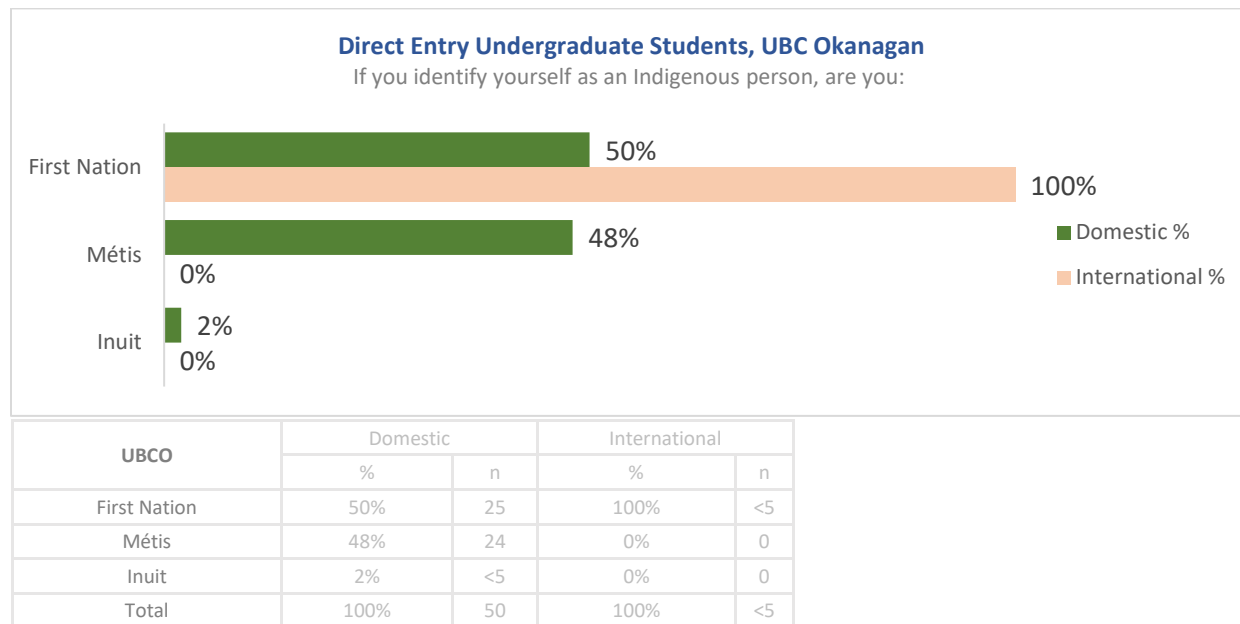
UBCO	Domestic		International	
	%	n	%	n
English	97%	606	93%	199
French	20%	125	7%	15
Mandarin	5%	30	27%	58
Cantonese	2%	14	4%	9
Punjabi	7%	43	2%	5
Not Listed	5%	33	16%	35
Hindi	4%	28	19%	42
Spanish	4%	23	8%	18
Urdu	2%	14	2%	<5
Filipino/Tagalog	1%	6	1%	<5
Persian/Farsi	1%	<5	1%	<5
Korean	0%	<5	1%	<5
Japanese	0%	<5	3%	7
Arabic	1%	5	2%	<5
Tagalog	1%	<5	0%	<5
Russian	1%	5	3%	6
German	1%	5	1%	<5
Vietnamese	0%	<5	2%	<5
Indigenous Language	0%	0	2%	5
Prefer not to answer	2%	12	0%	<5
Distinct Count of Respondents	100%	635	100%	216

A small minority (7% domestic, 1% international) of new UBCO undergraduate students identify as indigenous.

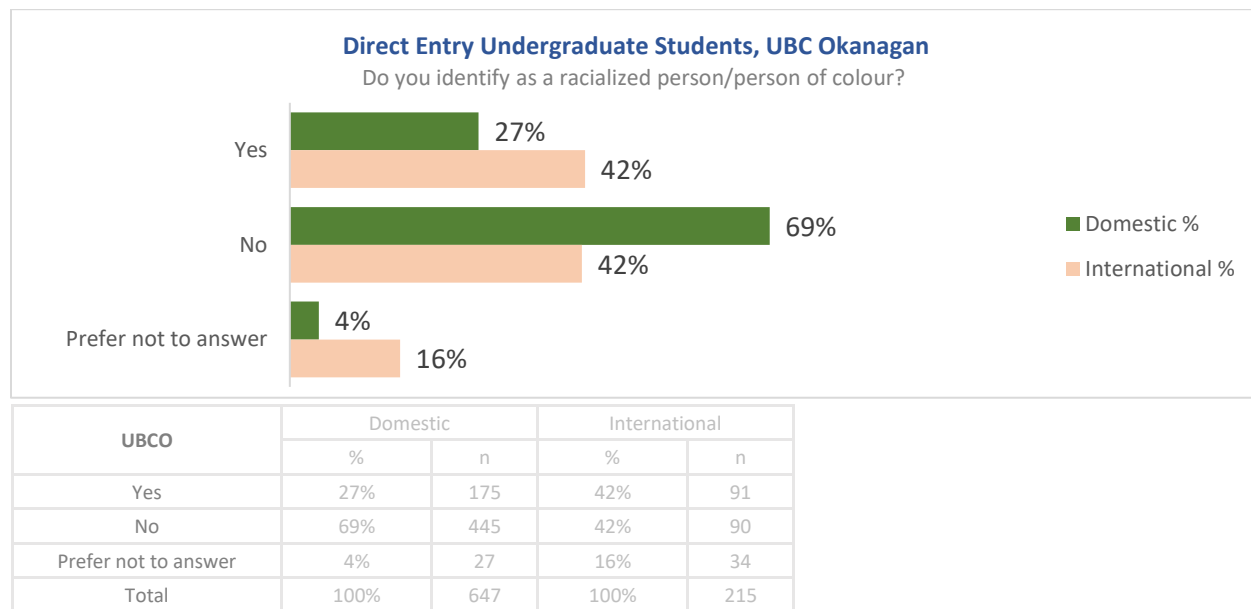


UBCO	Domestic		International	
	%	n	%	n
Yes	7%	48	1%	<5
No	91%	593	94%	203
Prefer not to answer	1%	8	4%	9
Total	100%	649	100%	215

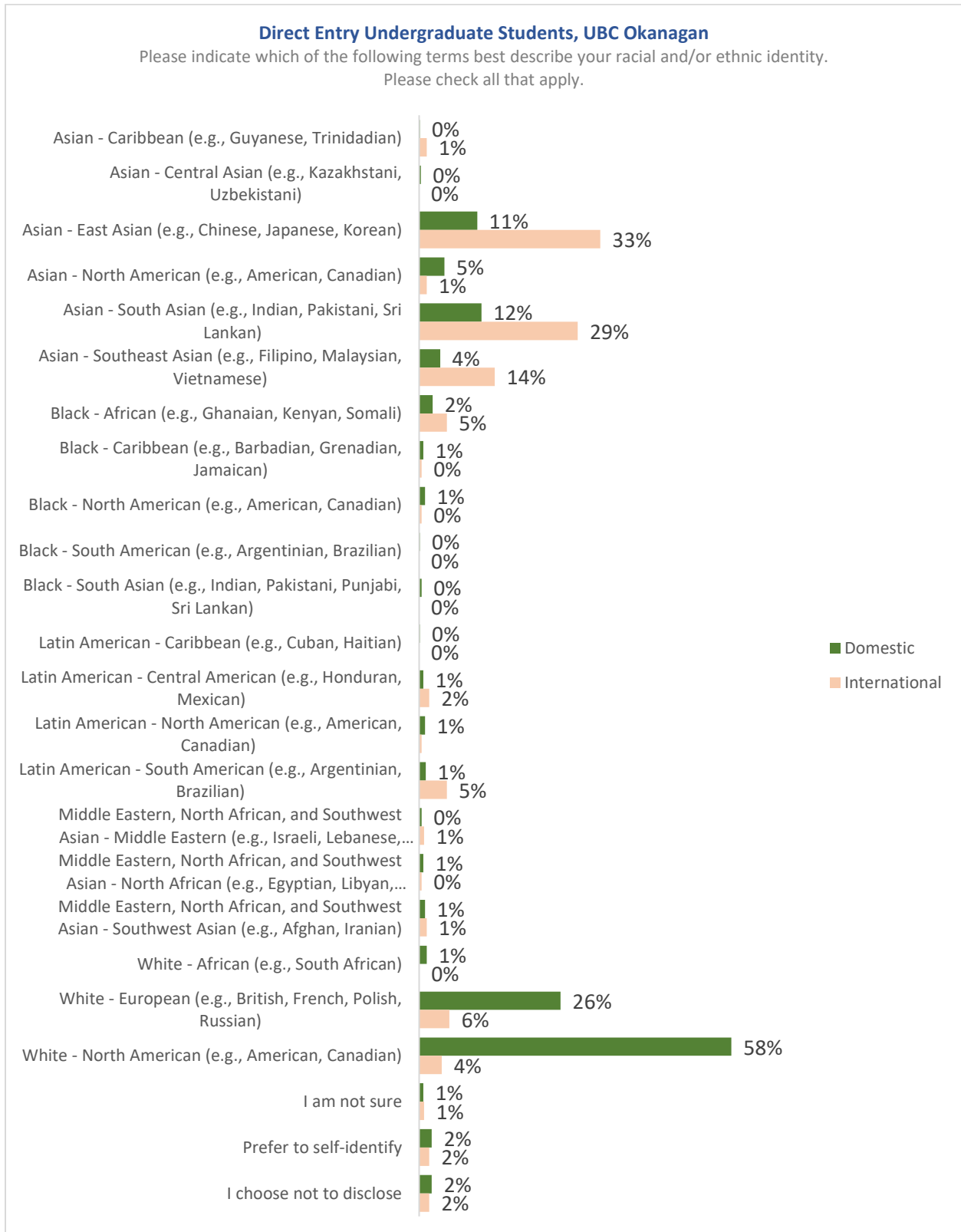
About half of new UBCO undergraduate indigenous students identify as First Nation.



A minority of new UBCO undergraduate students (27% domestic, 42% international) identify as a racialized person or person of colour.



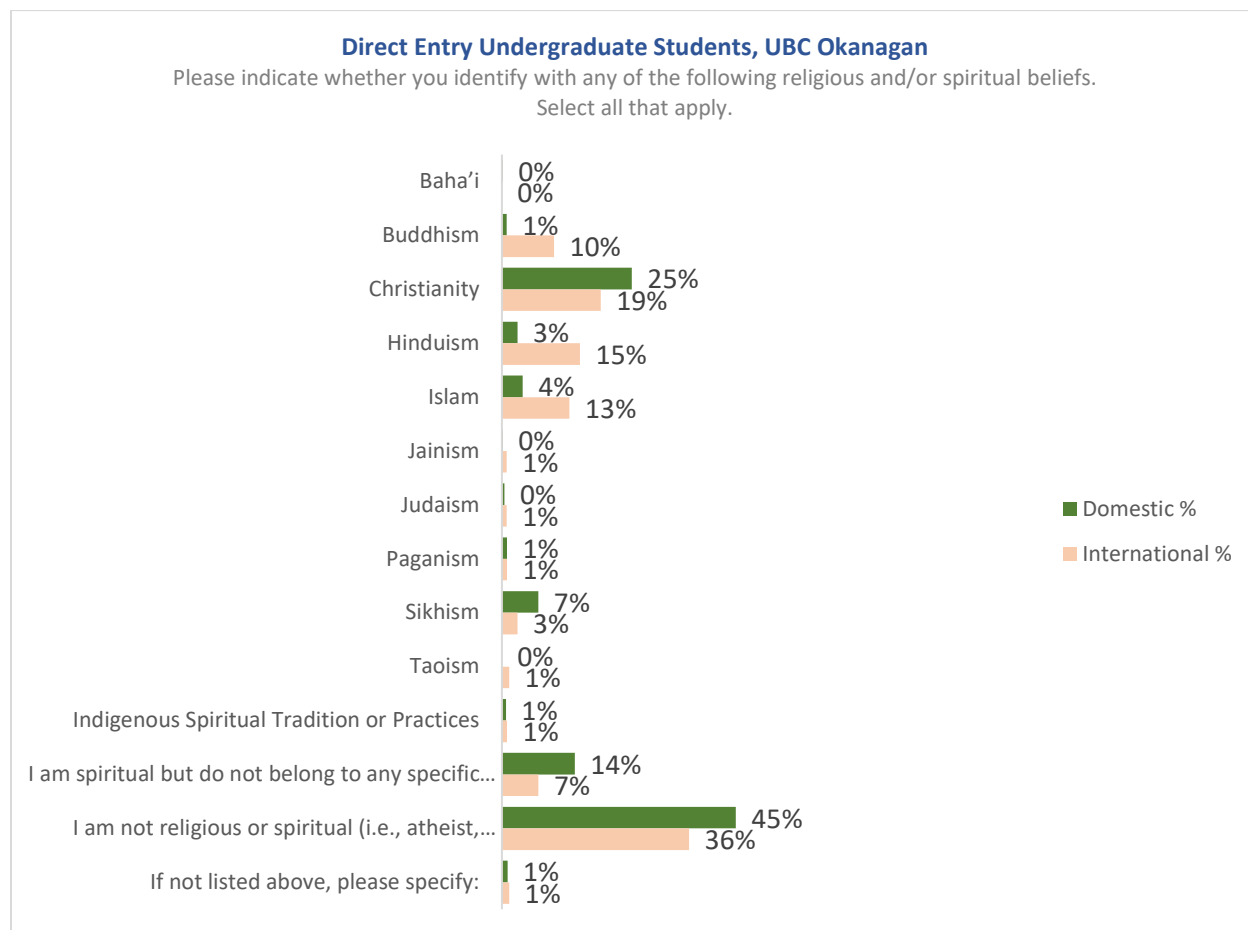
The majority (75%) of domestic new UBCO undergraduate students identify as white, while international students most commonly identify as East Asian (33%) or South Asian (29%).



## New to UBC 2022 Final Report – UBC Okanagan, Direct-entry, Undergraduate Students

UBCO	Domestic		International	
	%	n	%	n
Asian - Caribbean (e.g., Guyanese, Trinidadian)	0%	<5	1%	<5
Asian - Central Asian (e.g., Kazakhstani, Uzbekistani)	0%	<5	0%	0
Asian - East Asian (e.g., Chinese, Japanese, Korean)	11%	69	33%	72
Asian - North American (e.g., American, Canadian)	5%	30	1%	<5
Asian - South Asian (e.g., Indian, Pakistani, Sri Lankan)	12%	74	29%	63
Asian - Southeast Asian (e.g., Filipino, Malaysian, Vietnamese)	4%	25	14%	30
Black - African (e.g., Ghanaian, Kenyan, Somali)	2%	16	5%	11
Black - Caribbean (e.g., Barbadian, Grenadian, Jamaican)	1%	5	0%	<5
Black - North American (e.g., American, Canadian)	1%	7	0%	<5
Black - South American (e.g., Argentinian, Brazilian)	0%	<5	0%	0
Black - South Asian (e.g., Indian, Pakistani, Punjabi, Sri Lankan)	0%	<5	0%	0
Latin American - Caribbean (e.g., Cuban, Haitian)	0%	<5	0%	0
Latin American - Central American (e.g., Honduran, Mexican)	1%	5	2%	<5
Latin American - North American (e.g., American, Canadian)	1%	7	0%	<5
Latin American - South American (e.g., Argentinian, Brazilian)	1%	8	5%	11
Middle Eastern, North African, and Southwest Asian - Middle Eastern (e.g., Israeli, Lebanese, Palestinian, Syrian)	0%	<5	1%	<5
Middle Eastern, North African, and Southwest Asian - North African (e.g., Egyptian, Libyan, Moroccan)	1%	5	0%	<5
Middle Eastern, North African, and Southwest Asian - Southwest Asian (e.g., Afghan, Iranian)	1%	7	1%	<5
White - African (e.g., South African)	1%	9	0%	0
White - European (e.g., British, French, Polish, Russian)	26%	168	6%	12
White - North American (e.g., American, Canadian)	58%	371	4%	9
I am not sure	1%	5	1%	<5
Prefer to self-identify	2%	15	2%	<5
Distinct Count of Respondents	100%	643	100%	215

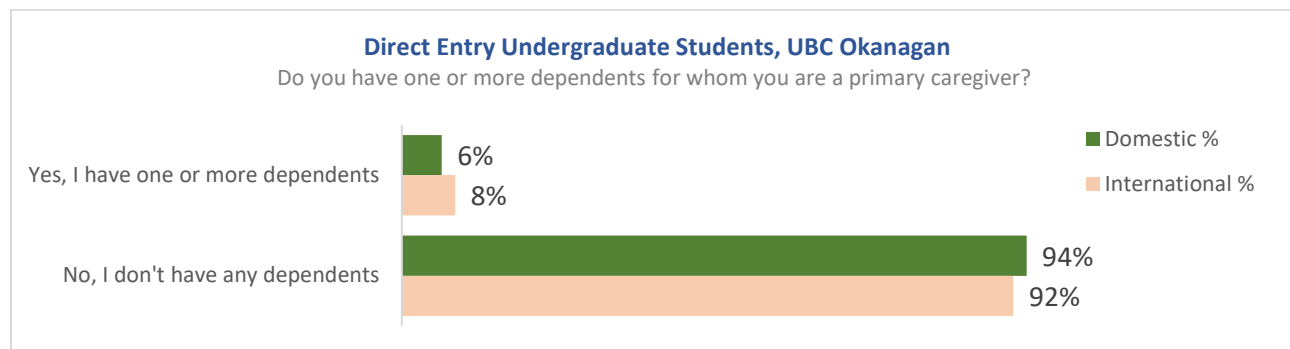
The single largest type of religion or spiritual belief of new UBCO undergraduate students is of those that are not religious or spiritual (45% domestic, 36% international).



UBCO	Domestic		International	
	%	n	%	n
Baha'i	0%	<5	0%	0
Buddhism	1%	6	10%	19
Christianity	25%	142	19%	37
Hinduism	3%	14	15%	29
Islam	4%	21	13%	26
Jainism	0%	<5	1%	<5
Judaism	0%	<5	1%	<5
Paganism	1%	<5	1%	<5
Sikhism	7%	39	3%	6
Taoism	0%	0	1%	<5
Indigenous Spiritual Tradition or Practices	1%	5	1%	<5
I am spiritual but do not belong to any specific religious affiliation.	14%	81	7%	14
I am not religious or spiritual (i.e., atheist, agnostic, non-religious)	45%	251	36%	71
If not listed above, please specify:	1%	7	1%	<5
Distinct Count of Respondents	100%	643	100%	215

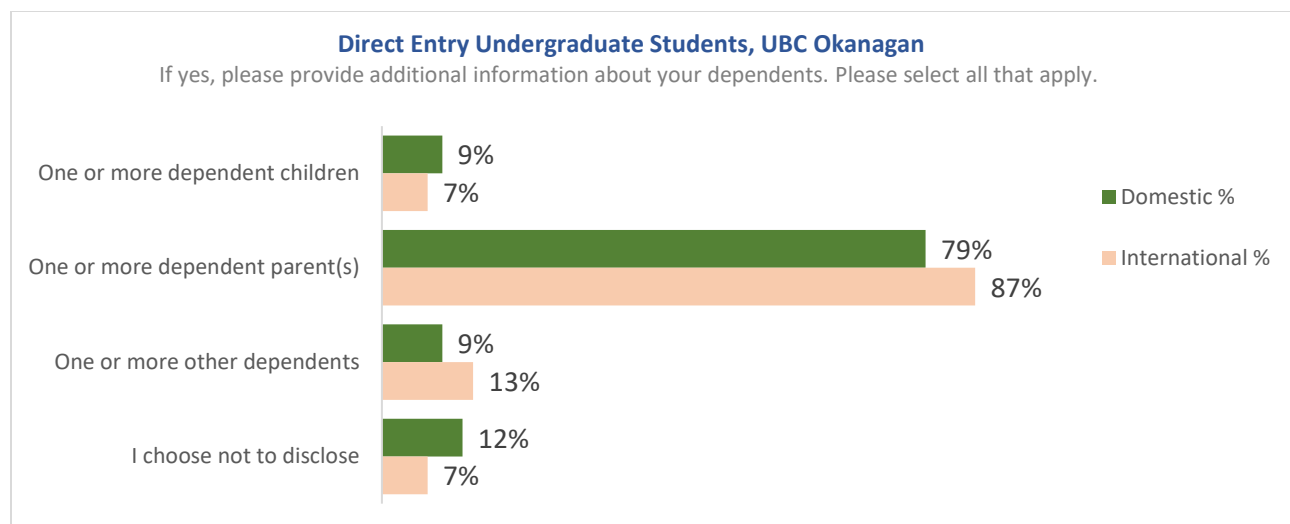


Only a small minority of new UBCO undergraduate students (6% domestic, 8% international) have dependents for which they are a primary caregiver.



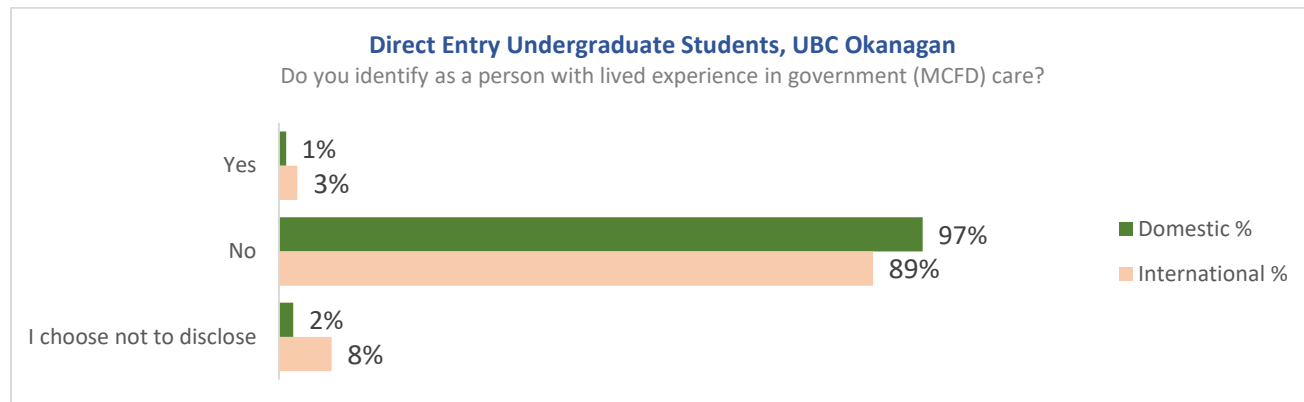
UBCO	Domestic		International	
	%	n	%	n
Yes, I have one or more	6%	34	8%	15
No, I don't have any dependents	94%	580	92%	172
Total	100%	614	100%	187

Of new UBCO undergraduate students who have dependents for which they are a primary caregiver, most (79% domestic, 87% international) are taking care of dependent parents.



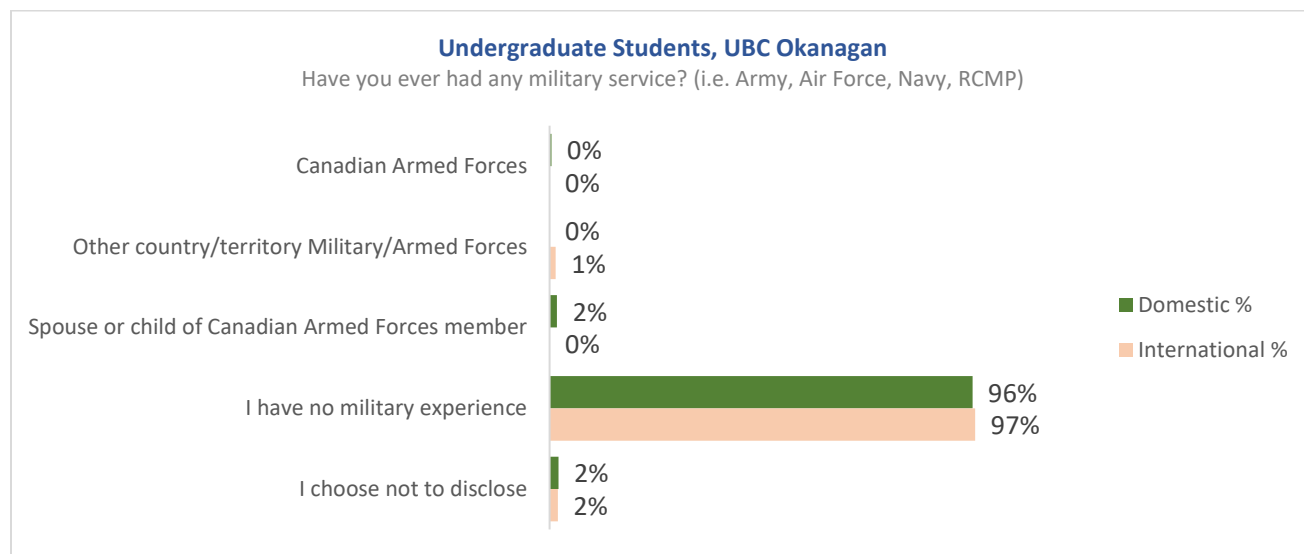
UBCO	Domestic		International	
	%	n	%	n
One or more dependent children	9%	<5	7%	<5
One or more dependent parent(s)	79%	27	87%	13
One or more other	9%	<5	13%	<5
I choose not to disclose	12%	<5	7%	<5
Total	100%	34	100%	15

A small minority of new UBCO undergraduate students (1% domestic, 3% international) identify as a person with lived experience in government care.



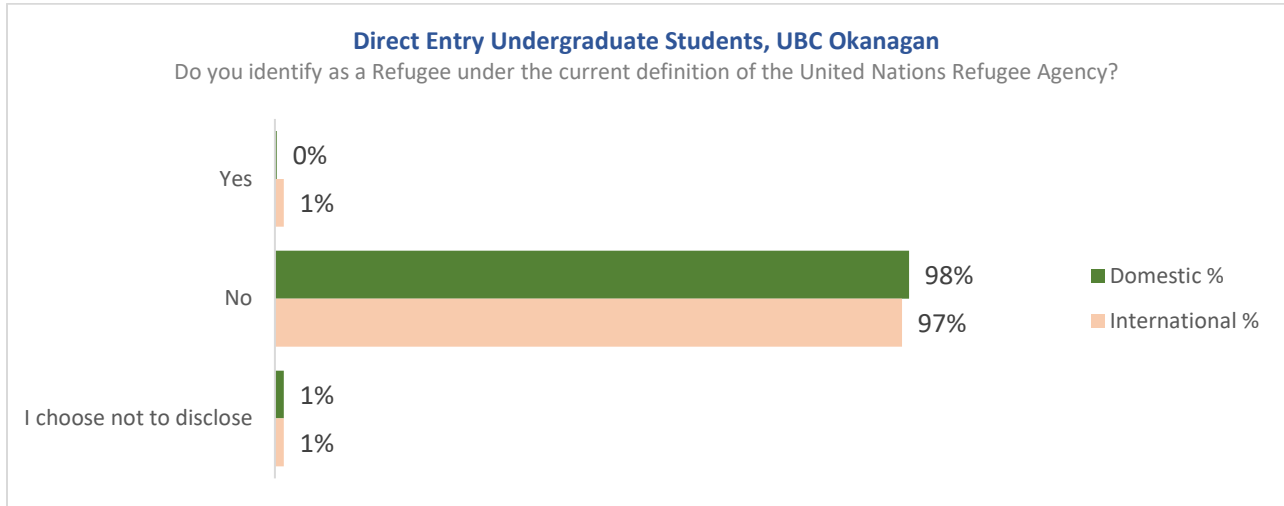
UBCO	Domestic		International	
	%	n	%	n
Yes	1%	7	3%	6
No	97%	626	89%	192
I choose not to disclose	2%	14	8%	17
Total	100%	647	100%	215

The large majority new UBCO undergraduate students (96% domestic, 97% international) have had no military experience.



UBCO	Domestic		International	
	%	n	%	n
Canadian Armed Forces	0%	<5	0%	
Other country/territory Military/Armed Forces	0%	0	1%	<5
Spouse or child of Canadian Armed Forces member	2%	11	0%	
I have no military experience	96%	623	97%	208
I choose not to disclose	2%	13	2%	<5
Total	100%	648	100%	215

A handful of new UBCO undergraduate students identify as refugee under the definition of the United Nations Refugee Agency.



UBCO	Domestic		International	
	%	n	%	n
Yes	0%	<5	1%	<5
No	98%	637	97%	210
I choose not to disclose	1%	9	1%	<5
Total	100%	648	100%	216