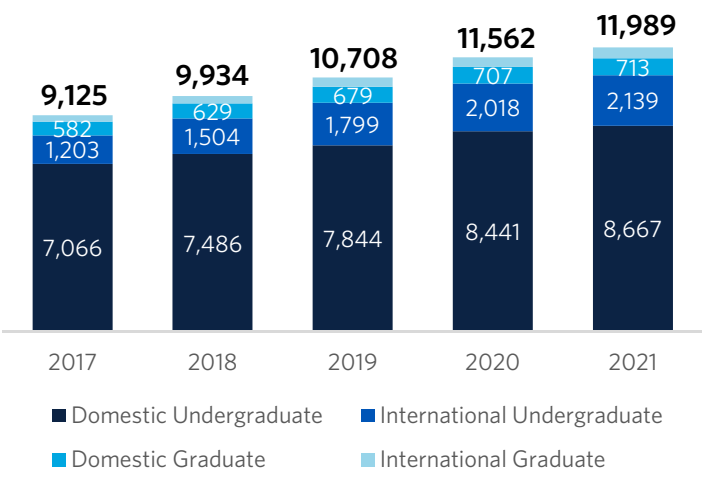




Campus Facts 2021

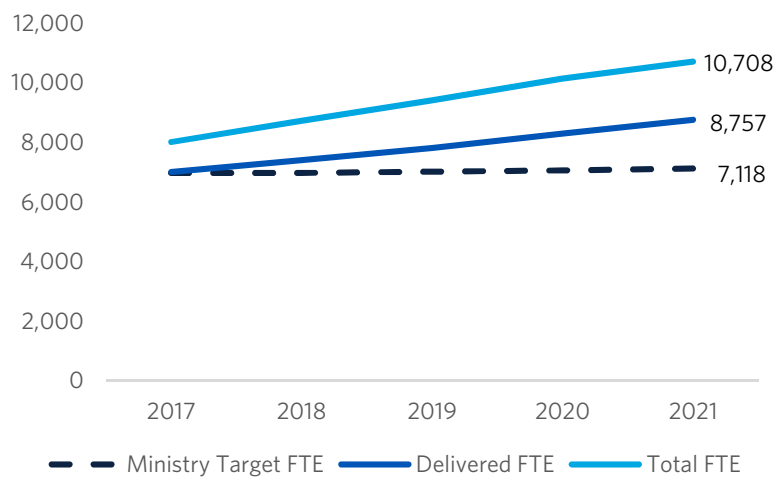
The University of British Columbia is a global centre for research and teaching, consistently ranked among the 40 best universities in the world. UBC's Okanagan campus is situated in the traditional, ancestral and unceded territory of the Syilx Okanagan Peoples, and is an intimate learning community embracing bold new ways of thinking.

Student Enrolment HEADCOUNT OVER TIME



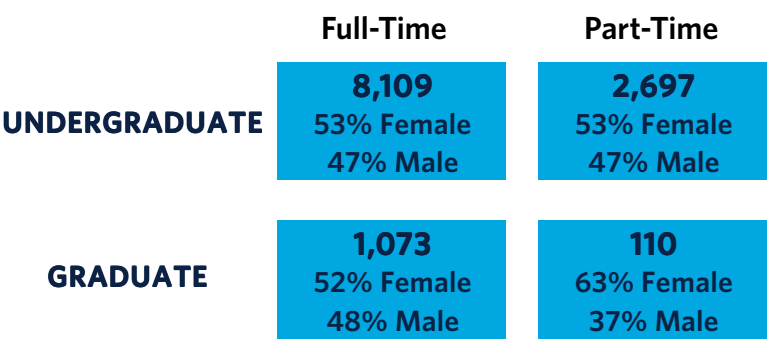
Headcount totals are valid as of November 1. Total headcount excludes visiting international research students (VIRO), who, although attending UBC and assigned student numbers, are not enrolled in "for-credit" courses. There were 33 students in this category in 2021.

FTE ENROLMENT OVER TIME



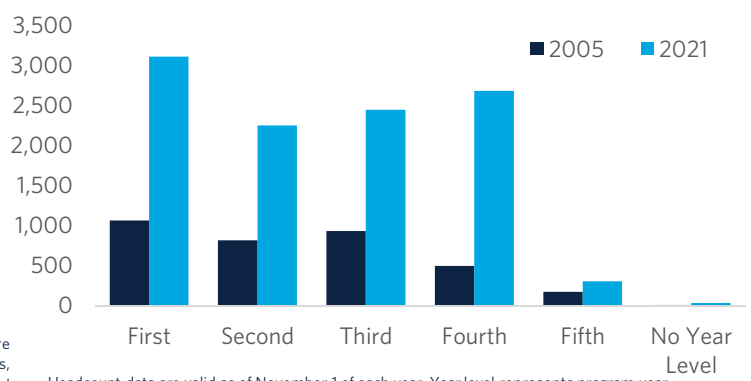
Total FTE includes all students. Ministry Funded FTE (these are the FTE delivered against the Ministry target). Ministry Target FTE (these targets are the FTE funded by the Ministry which excludes international undergraduate students). FTE totals are valid as of March 1 (2021 projected as of November 1). Undergraduate FTE are normal program load. Graduate FTE are annualized. FTE includes Summer and Winter session activity.

2021 WINTER SESSION HEADCOUNT BY GENDER



Headcount totals are valid as of November 1. Undergraduate students are full-time if enrolled in 24 or more credits. All doctoral students are considered full-time. Master's students are full-time if registered in a thesis, research project, or in 2 or more courses per term. There are seven undergraduate students with non-specified gender.

OVERALL UNDERGRADUATE STUDENT HEADCOUNT BY YEAR LEVEL

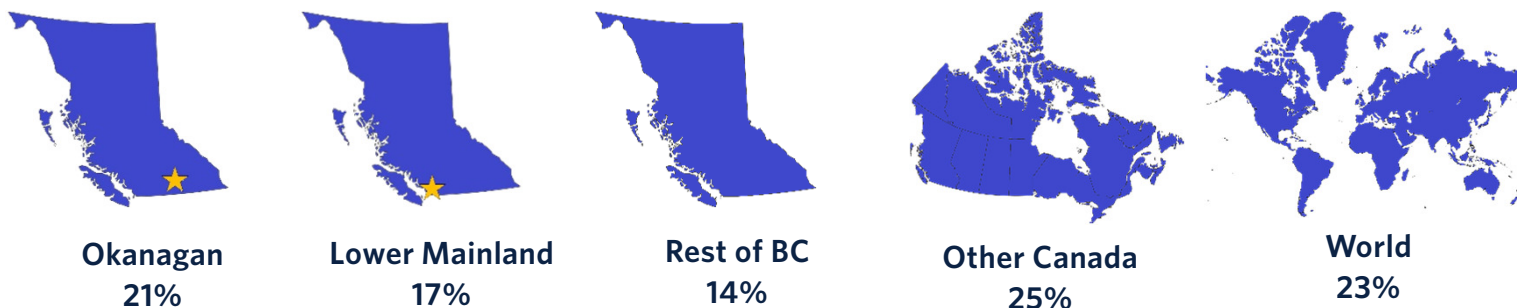


Headcount data are valid as of November 1 of each year. Year level represents program year level and not necessarily the number of years a student has been enrolled in their program.



Student Origins

Location of Previous Institution Attended, New Undergraduate Direct-Entry Students (2021)

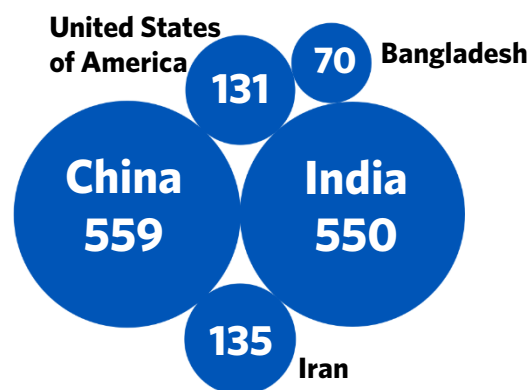


121 countries represented by international students

28% of students are new to UBC in 2021

2,120 beds available in on-campus housing

TOP 5 COUNTRIES OF INTERNATIONAL CITIZENSHIP



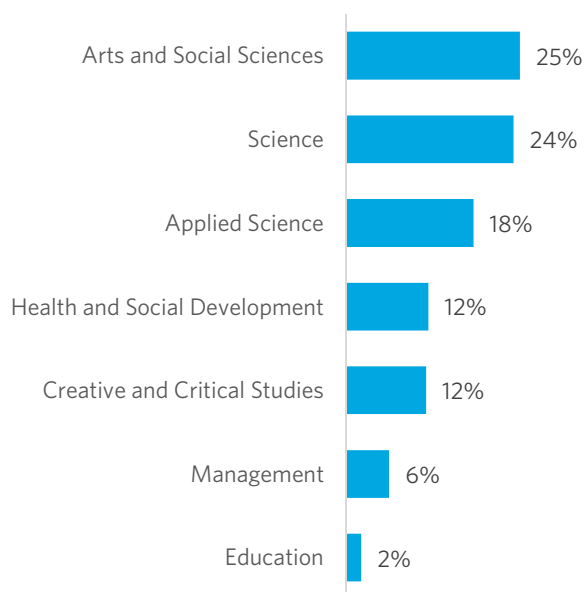
Credentials Awarded

PROGRAM	2017	2018	2019	2020	2021
Certificate and Diplomas (Education)	13	11	12	10	3
UNDERGRADUATE	1,476	1,440	1,480	1,638	1,752
Bachelor of Applied Science	183	215	220	249	291
Bachelor of Arts	363	366	329	377	382
Bachelor of Education (Elementary & Secondary)	89	45	86	105	119
Bachelor of Fine Arts	25	23	15	13	18
Bachelor of Human Kinetics	131	131	172	149	169
Bachelor of Management	179	152	177	213	157
Bachelor of Media Studies	-	-	-	-	6
Bachelor of Science	380	361	348	393	461
Bachelor of Science in Nursing	126	147	133	139	149
GRADUATE	204	241	308	335	339
Masters	162	214	263	287	282
Doctoral	42	27	45	48	28
GRAND TOTAL	1,693	1,692	1,697	1,983	2,094

Totals are presented by calendar year. Degrees, and certificate and diploma totals are valid as of November 2021.

Teaching & Learning

2021 WINTER SESSION UNDERGRADUATE COURSE ENROLMENTS BY FACULTY



FTE numbers valid as of November 1, 2021.

Faculty represents the faculty that offers the course, not the faculty that students belong to. Numbers exclude exchange classes and waitlisted students.

21,850 degrees conferred since 2006

Campus Operations

FINANCE & FUNDRAISING

FISCAL YEARS	OPERATING BUDGET (\$M)	CUMULATIVE FUNDRAISING (\$M)
2005/06	39	16
2006/07	56	27
2007/08	67	31
2008/09	76	41
2009/10	93	44
2010/11	99	54
2011/12	106	64
2012/13	110	70
2013/14	116	81
2014/15	120	88
2015/16	122	101
2016/17	126	109
2017/18	139	116
2018/19	153	124
2019/20	175	138
2020/21	188	145
2021/22	220	

Operating budget totals are stated on a recurring basis and reflect Board-approved plans. Fundraising totals are stated on a cumulative basis.

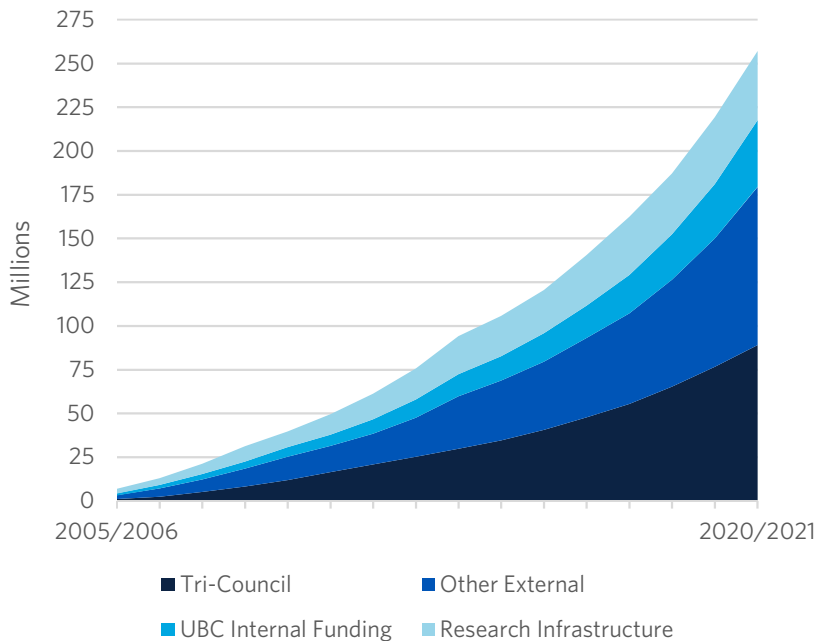
BUILDING SPACE & INVENTORY

	2005	2021	% CHANGE
Hectares	105	151	44%
Number of buildings	12	54	350%

Research

\$257M awarded research funding since 2005

ACADEMIC RESEARCH FUNDING



INSTITUTIONAL RANKINGS

- 3** THE Impact Ranking on Climate Action (2021)
- 13** THE University Impact Rating (2021)
- 37** THE World University Ranking (2022)
- 42** Academic Ranking of World Universities (2021)
- 46** QS World University Ranking (2022)

RESEARCH CENTRES, INSTITUTES, & CLINICS

- [Centre for Culture and Technology](#)
- [Centre for Environmental Assessment Research](#)
- [Centre for Heart, Lung, and Vascular Health](#)
- [Centre for Inclusion and Citizenship](#)
- Centre for Indigenous Media Arts
- [Centre for Mindful Engagement](#)
- [Centre for Optimization, Convex Analysis, and Nonsmooth Analysis](#)
- Centre for the Advancement of Psychological Science and the Law
- [Centre for the Study for Services to Children and Families](#)
- [Innovative Learning Centre](#)
- [Institute for Community Engaged Research](#)
- [Institute for Healthy Living and Chronic Disease Prevention](#)
- [Interprofessional Clinic](#)
- [Materials and Manufacturing Research Institute](#)
- [Okanagan Institute for Biodiversity, Resilience, and Ecosystem Services](#)
- [Regional Socio-Economic Development Institute of Canada](#)
- [The AMP Lab](#)
- The Research Studio for Spaces and Things