



UBC Okanagan Campus 2021 International Facts

INTERNATIONAL % OF OVERALL STUDENT HEADCOUNT

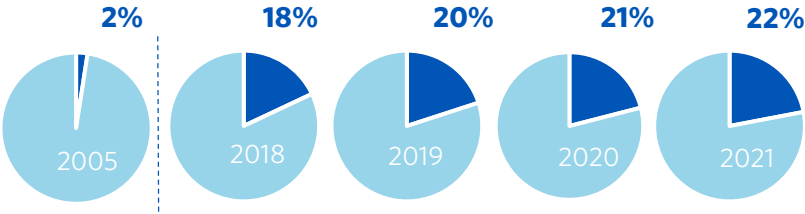


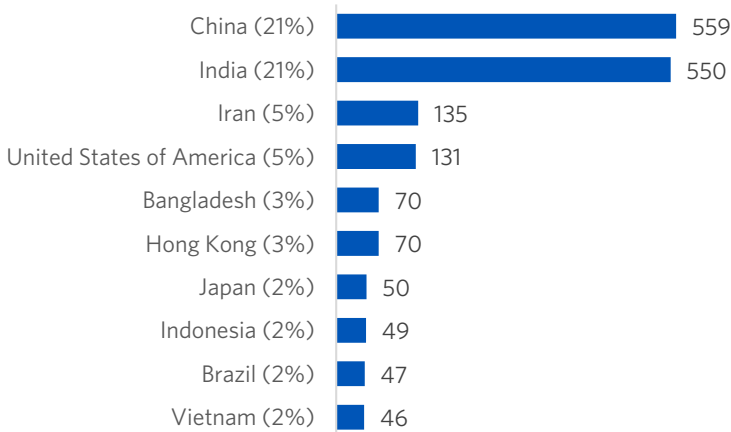
Photo credit Paul H. Joseph / UBC Brand & Marketing

INTERNATIONAL UNDERGRADUATE AND GRADUATE HEADCOUNT

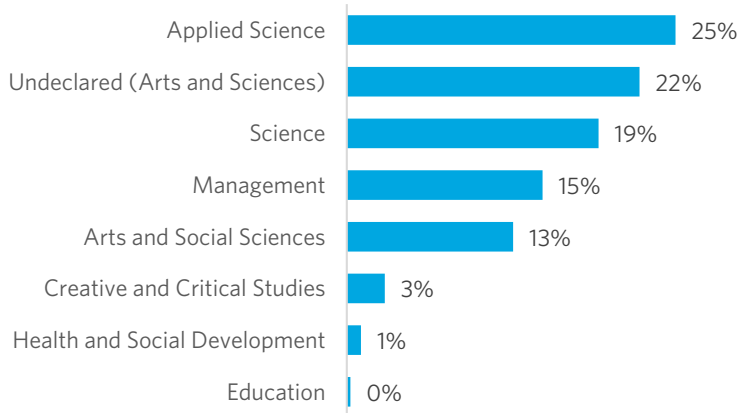
	2005	2006	2007	2008	2009	2010	2011	2012	2013	2014	2015	2016	2017	2018	2019	2020	2021
Undergraduate	85	120	182	233	297	414	453	560	659	762	857	1,002	1,199	1,504	1,799	2,018	2,139
Graduate	1	5	11	32	67	99	145	146	159	196	215	249	274	316	386	396	470
Total	86	125	193	265	364	513	598	706	818	958	1,072	1,251	1,473	1,820	2,185	2,414	2,609
VIRO	-	-	-	-	-	-	-	-	-	9	17	29	30	37	47	11	33

VIRO (Visiting International Research Students) do not take for credit courses.

TOP 10 COUNTRIES OR TERRITORIES OF CITIZENSHIP

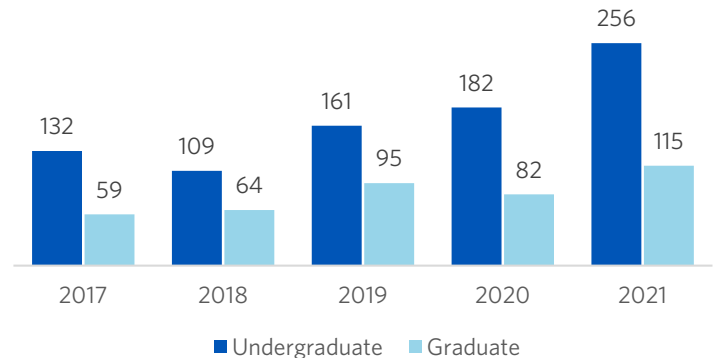


HOME FACULTY OF INTERNATIONAL STUDENTS



121 countries represented by international students

DEGREES CONFERRED BY CALENDAR YEAR



RANKINGS

- 3** THE Impact Ranking On Climate Action (2021)
- 13** THE University Impact Rating (2021)
- 37** THE World University Ranking (2022)
- 42** Academic Ranking of World Universities (2021)
- 46** QS World University Ranking (2022)

STUDENT FINANCIAL AID

\$4,362,178	International undergraduate merit based awards	\$25,000	International community achievement awards
\$1,890,404	International undergraduate need/merit based hybrid awards	\$390,313	International experiential learning program funding
\$6,667,895 Total Funding			

TUITION

\$41,361 Total undergraduate tuition for a full-time, 30 credit course load*

* (e.g. first-year BMGT-O); students starting in 2021W