
New to UBC 2021 Vancouver Undergraduates: Final Report

This is a report of findings from the New to UBC (NUBC) 2021 Survey on new UBC Vancouver undergraduate students first enrolling at UBC in September 2021. The data collection period was from August 9 to August 30, 2021.

UBCV	Invited new to UBCV undergraduates	Completed sample size	Complete response rate	Complete + Partial ¹ sample size	Complete + Partial Response Rate
Direct-entry	7,215	4,129	57%	5745	80%
Direct-entry, Domestic	4,774	2,597	54%	3766	79%
Direct-entry, International	2,441	1,532	63%	1978	81%

BACKGROUND

The New to UBC (NUBC) survey is conducted annually of new, incoming undergraduate students of both UBC campuses, UBC Vancouver and UBC Okanagan. The survey provides a snapshot of what new, incoming UBC undergraduate students have experienced before they begin their UBC studies in September, including information of their prior knowledge, abilities, points of view, and their perceived needs and concerns. This information helps the UBC administration in its efforts to support the students' transition from high school or another post-secondary institution to UBC.

METHODOLOGY

All new, incoming UBCV undergraduate students were invited to participate in the NUBC survey (N=9,241) online via email on August 9, 2021. Four reminders were sent, about every four to five days after the first day.

Both direct-entry undergraduates entering UBCV from high school (N=7,215) and undergraduates transferring from another post-secondary institution (N=2,026) were invited. ***All analyses in this report focus on new direct-entry UBCV undergraduates.***

The survey instrument was significantly revised in 2021 to better align the questions with the current strategic priorities of UBC, reducing comparability to the 2020 version. The Executive summary contains some comparisons between the two years, but the body of the report does not.

¹ In Qualtrics a complete response is when a student clicks “submit” at the end of the survey. A partial response indicates the student did not click “submit” at the end.

Contents

- Background 1
- Methodology..... 1
- Executive Summary..... 3
 - Section 1: Where students live 5
 - Section 2: Overall Experience 8
 - Section 3: Student Mindset..... 14
 - Section 4: UBC Communications..... 18
 - Section 5: Learning Goals..... 27
 - Section 6: Course Registrations 29
 - Section 7: Transportation 31
 - Section 8: Wellbeing 35
 - Section 9: Financial impact/concerns 40
 - Section 10: COVID-19..... 45
 - Section 11: Study Permit..... 47
 - Section 12: Demographics 49
 - Section 13: Disability Accommodation 60

EXECUTIVE SUMMARY

Overall satisfaction with UBC. New UBCV undergraduates in 2021 report higher levels of satisfaction with their overall experience with UBC than in 2020, for both domestic (2021: 72% 2020: 67%) and international (2021: 75%, 2020: 72%) students.

UBC communications. The majority of new UBCV undergraduates feel that their communications from UBC are sent at the right time (55% domestic, 70% international). They are either satisfied with the total number of emails they receive from UBC (57% domestic, 57% international) or would like to receive email communication more often (40% domestic, 40% international). They are generally satisfied with communications on what precautions UBC has taken to protect students and updates on how UBC is proceeding with COVID-19 (59% domestic, 71% international), although they are less satisfied with UBC's communication on regarding student housing for this year (34% domestic, 49% international)

Course registration. New UBCV undergraduates in 2021 had a positive overall experience registering for their classes. They knew the date and time their course registration opened (95% domestic, 94% international) and most felt that they had enough time to create their worklists for registration (86% domestic, 83% international). They were less likely to agree they received course selection and registration support in a timely manner (63% domestic, 68% international).

What undergraduates want to get out of their UBC education? (1) Finding a meaningful career, (2) personal growth and development, and (3) community, friendship, personal connection are the most important outcomes new UBCV undergraduates want from their UBC education.

Health and wellbeing. Most new domestic UBCV undergraduates say they currently have access to a family doctor or other specialists (82%) but international students report lower access (46%). While only a minority are currently receiving or accessing mental health support (19% domestic, 16% international), many are concerned about their mental health while studying at UBC (55% domestic, 41% international).

Stress management. New UBCV undergraduates report less confidence in their ability succeed in their courses than reported in 2020, for both domestic (2021: 56%, 2020: 61%) and international (2021: 68%, 2020: 72%) students. Similarly, domestic (2021: 53%, 2020: 68%) and international (2021: 68%, 2020: 74%) students report less confidence in their ability to cope with the demands of life.

Living arrangements / Commute. Most new UBCV undergraduates report they plan to live on campus (61% domestic, 76% international) or in the Lower Mainland (33% domestic, 8% international), or live near campus but not in UBC managed housing (5% domestic, 7% international). Among students commuting, those that report they expect a commute of 30 minutes or less to UBCV are primarily international students (59%) rather than domestic (22%)².

² In 2020, transportation question was asked of all students who were planning to live on campus, near campus or in the campus region (Lower Mainland or Central Okanagan). In 2021, transportation question was only asked of students who responded that they are planning to commute to campus.

Immigration issues. 92% of new international UBCV undergraduates report they plan to come to Canada to study at UBC this term (Sep to Dec 2021).

- 3% because they plan to study outside of Canada next term.
- 5% say they don't know where they plan to live yet.

In August, the majority new international UBCV undergraduates may have dealt with immigration issues:

- Most (83%) had applied for their study permit; just 12% said they have not applied yet.
- 13% said they had applied for their study permit but were waiting “longer than normal” for their completed application to be processed;
- 9% said they had applied recently and were waiting for their completed application to be processed;
- 3% said they had applied but were waiting to give biometrics or take a medical exam.

Travel issues. Most new international UBCV undergraduates (65%) report that they expected to experience travel issues or restrictions. Only 35% say “not applicable / I do not need to deal with travel restrictions.” Nearly half (45%) of students report difficulties travelling to Canada from a country other than the United States, and a third (33%) of students report difficulties with flight availability.

Financial impact / concerns. A majority of new UBCV undergraduates (52% domestic, 57% international) report that their financial situation has been affected in some way by the COVID-19 pandemic. New international UBCV undergraduates, compared to their domestic counterparts, are more likely to report that the COVID-19 pandemic means they have used more of their own savings, or their families savings (25% domestic, 36% international), while domestic students report using more loans (12% domestic, 4% international).

A minority of domestic (2021: 6%, 2020: 9%) and international (2021: 9%, 2020: 11%) new UBCV students report that the COVID-19 pandemic has had a “very significant” or “significant” impact on their ability to finance their upcoming academic year in 2021³. Similarly, there is less concern this fall about their ability to finance their initial year at UBC for both domestic (2021: 10%, 2020: 12%) and international (2021: 14%, 2020: 23%) students.

Funding / scholarship. New UBCV undergraduates generally rely on their parents to fund their tuition and living costs. On average, domestic students report they receive 60% of funding from their parents, and international students report 82%, similar to previous NUBC survey data. Domestic students reported that even without a scholarship or financial award from UBC they would have been able to attend UBC (2021: 88% 2020: 90%). However, international students were less likely to report they would have been able to attend UBC in 2021 without a scholarship or bursary (2021: 79% 2020: 87%).

New undergraduates report that they still would have chosen to attend UBC even if they had not received the UBC scholarship or financial award at a lower rate compared to 2020 results for both domestic (2021: 67% 2020: 75%) and international students (2021: 58% 2020: 69%).

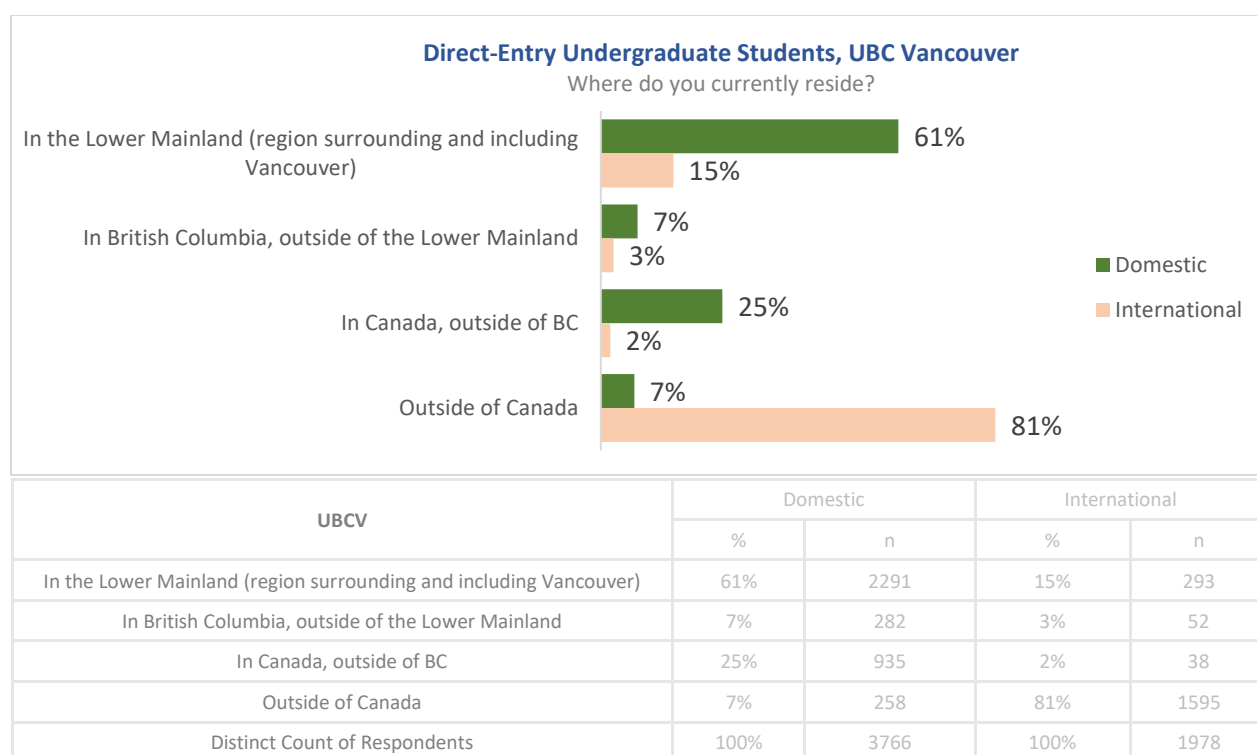
³ In 2021, a new option ‘No negative impact’ was added to the question. This option was not available in 2020. Therefore the percentages may not be directly comparable.

SUMMARY OF FINDINGS

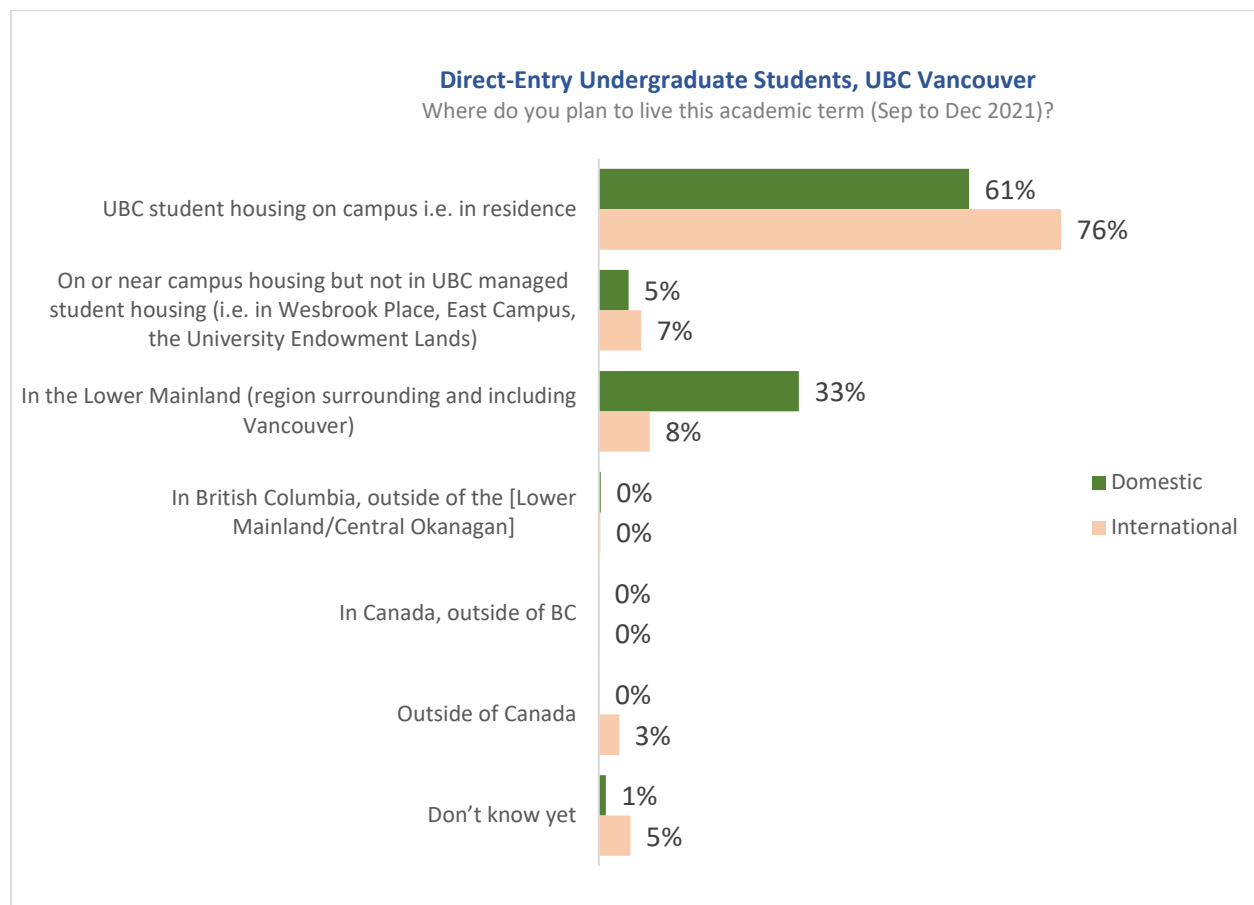
The following analyses includes new direct-entry domestic and international UBCV undergraduates. Much of the New to UBC survey changed in 2021, with either new questions, reworded questions, or changed response options. Due to these changes, comparisons with NUBC 2020 are not made in this report.

Section 1: Where students live

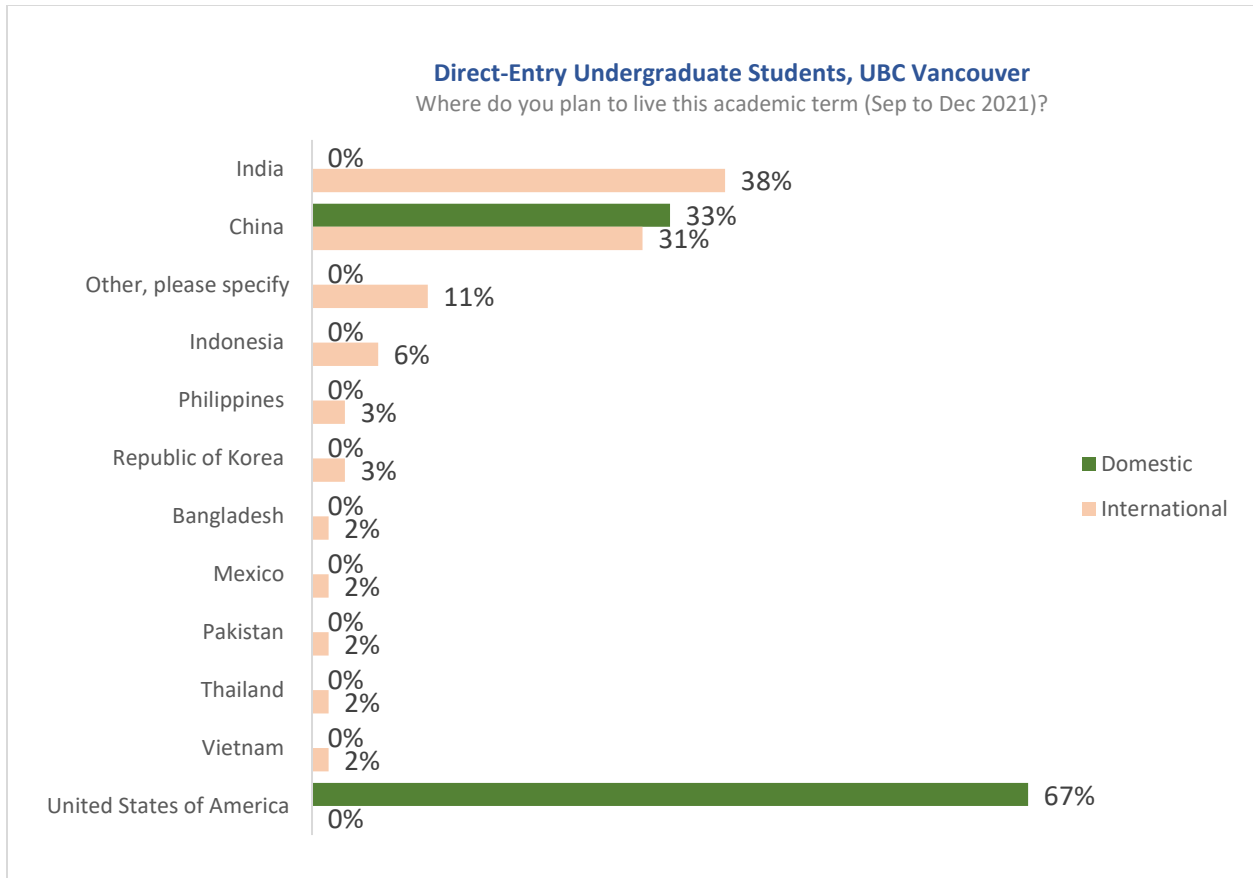
The majority of new domestic UBCV undergraduates report living in the Lower Mainland (61%), however the majority of new international UBCV undergraduates report living outside of the Lower Mainland (85%) at the time of the survey.



The majority of new to UBCV undergraduates plan to live either on or near to campus (domestic 66%, international 83%).



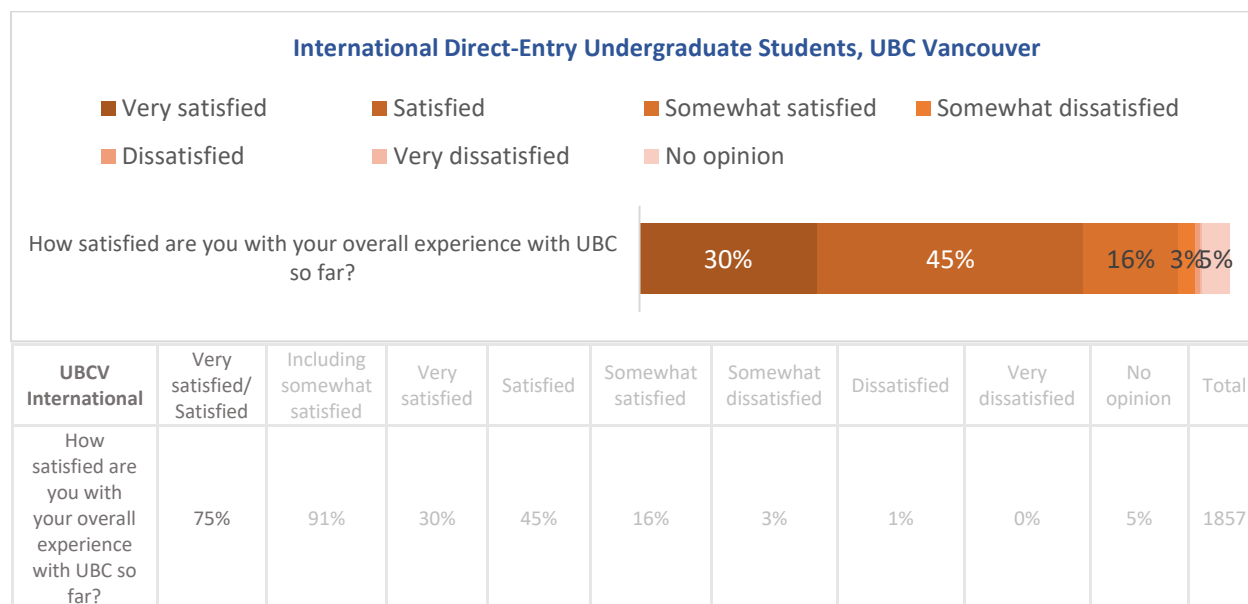
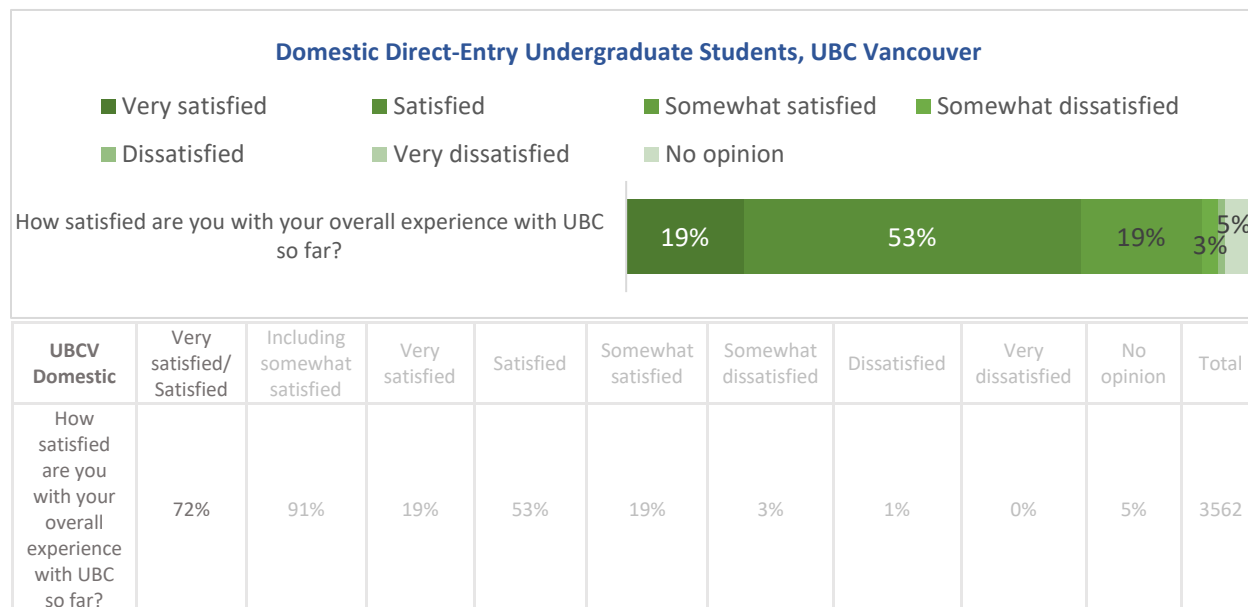
UBCV	Domestic		International	
	%	n	%	n
UBC student housing on campus i.e. in residence	61%	2287	76%	1500
On or near campus housing but not in UBC managed student housing (i.e. in Wesbrook Place, East Campus, the University Endowment Lands)	5%	184	7%	137
In the Lower Mainland (region surrounding and including Vancouver)	33%	1236	8%	165
In British Columbia, outside of the Lower Mainland	0%	12	0%	5
In Canada, outside of BC	0%	1	0%	2
Outside of Canada	0%	3	3%	66
Don't know yet	1%	43	5%	103
Distinct Count of Respondents	100%	3766	100%	1978




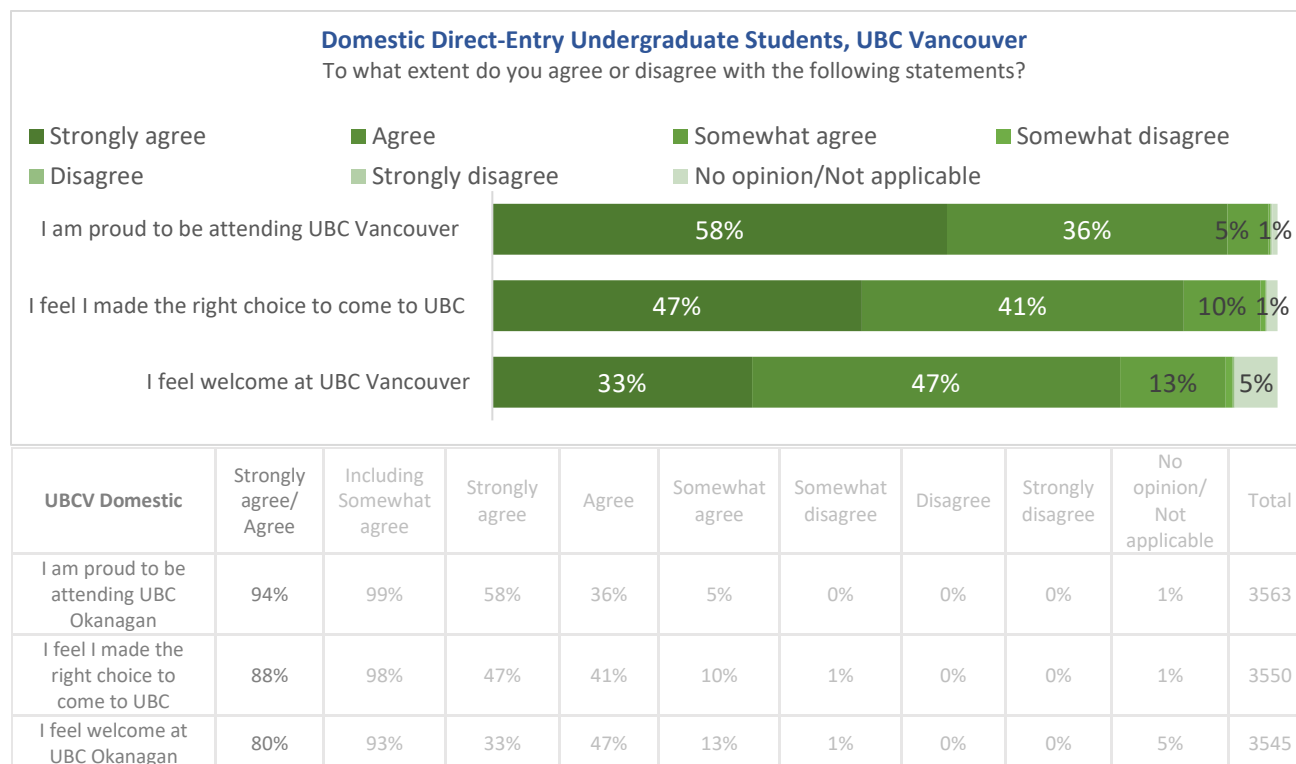
UBCV	Domestic		International	
	%	n	%	n
India	0%	0	38%	25
China	33%	1	31%	20
Other, please specify	0%	0	11%	7
Indonesia	0%	0	6%	4
Philippines	0%	0	3%	2
Republic of Korea	0%	0	3%	2
Bangladesh	0%	0	2%	1
Mexico	0%	0	2%	1
Pakistan	0%	0	2%	1
Thailand	0%	0	2%	1
Vietnam	0%	0	2%	1
United States of America	67%	2	0%	0
Distinct Count of Respondents	100%	3	100%	65

Section 2: Overall Experience

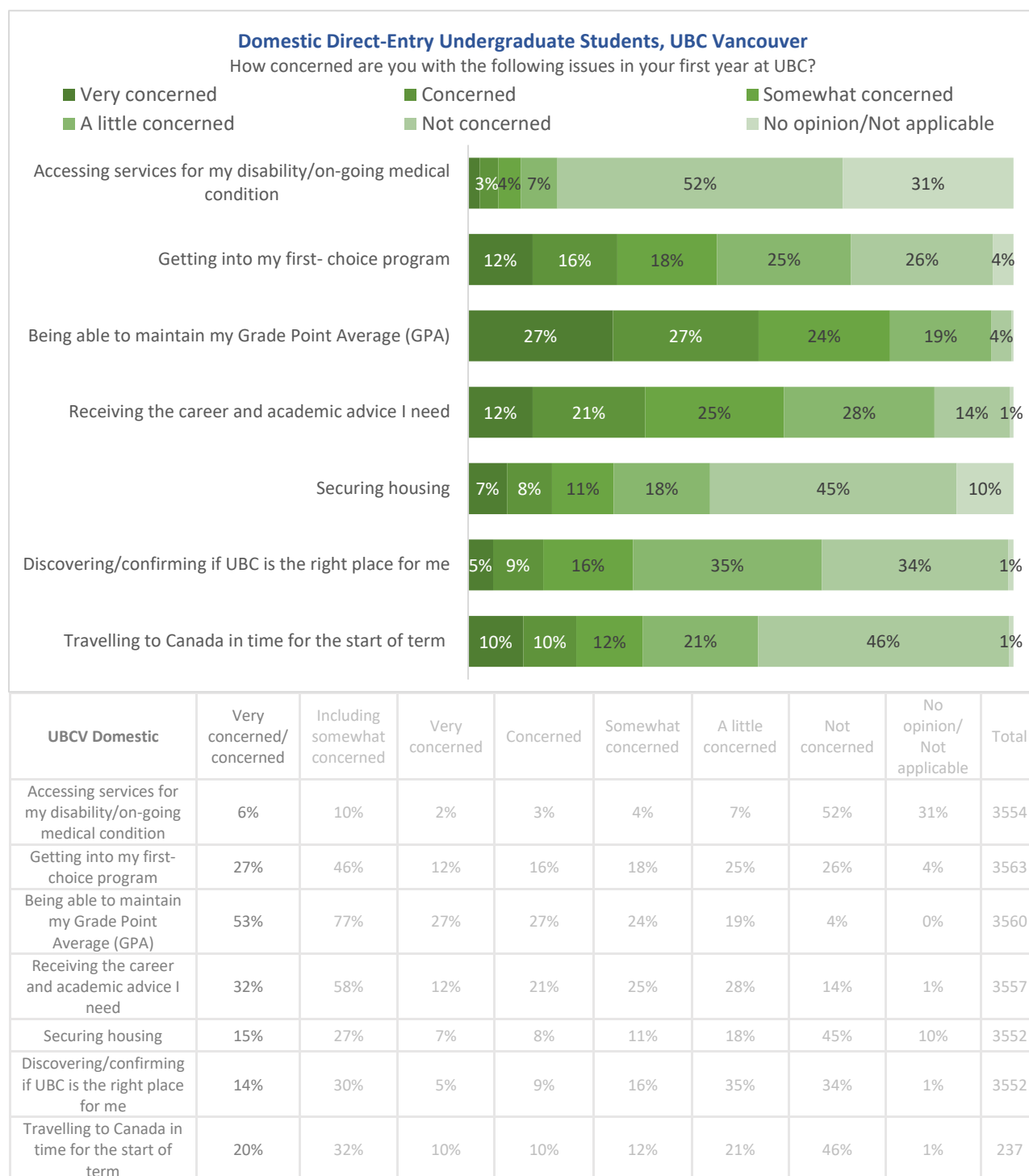
The majority of new UBCV undergraduates report being “satisfied” or “very satisfied” with their experiences with UBC so far (72% domestic, 75% international).

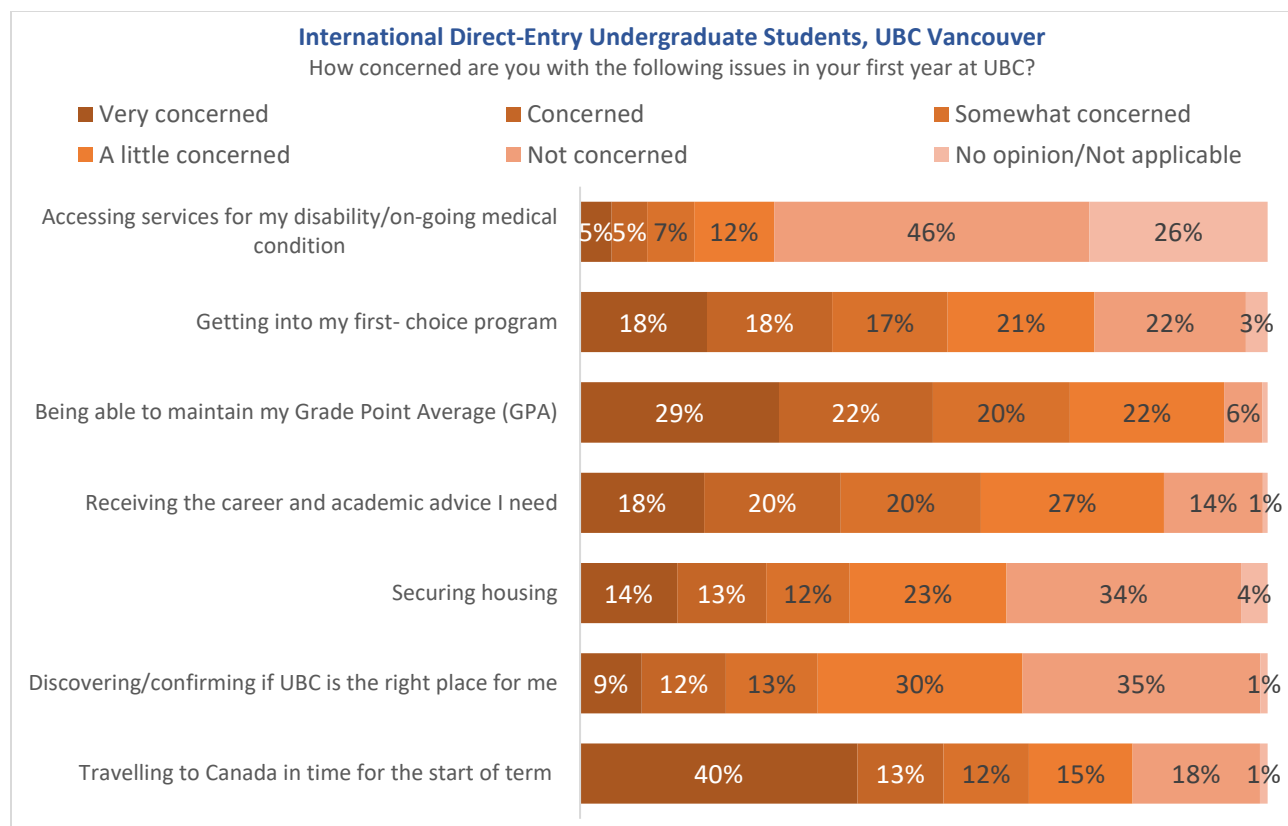


The majority of new UBCV undergraduates feel quite positive about being a UBC student, as shown below.



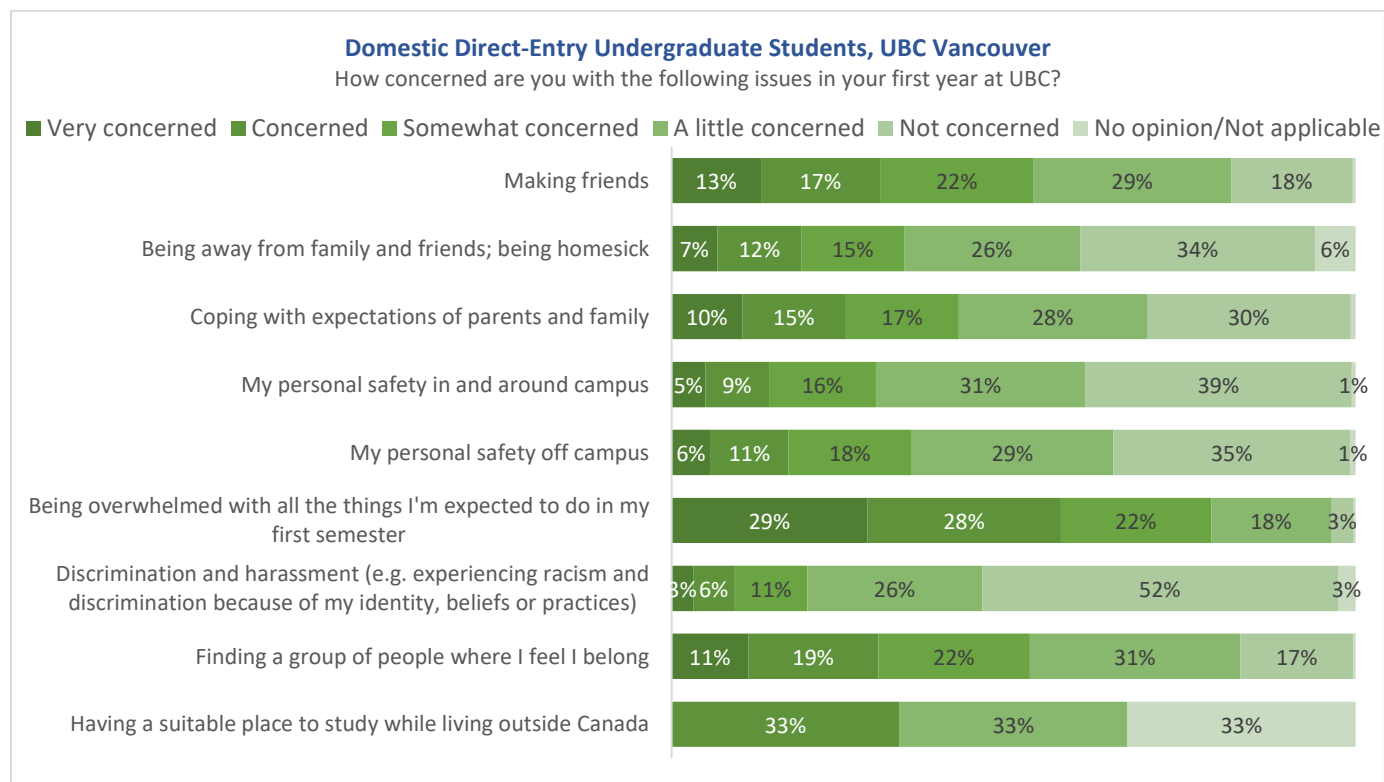
New UBCV undergraduates rate themselves as most “concerned” or “very concerned” about maintaining their GPA (53% domestic, 51% international) or travelling to Canada in time for the start of term (20% domestic, 53% international).



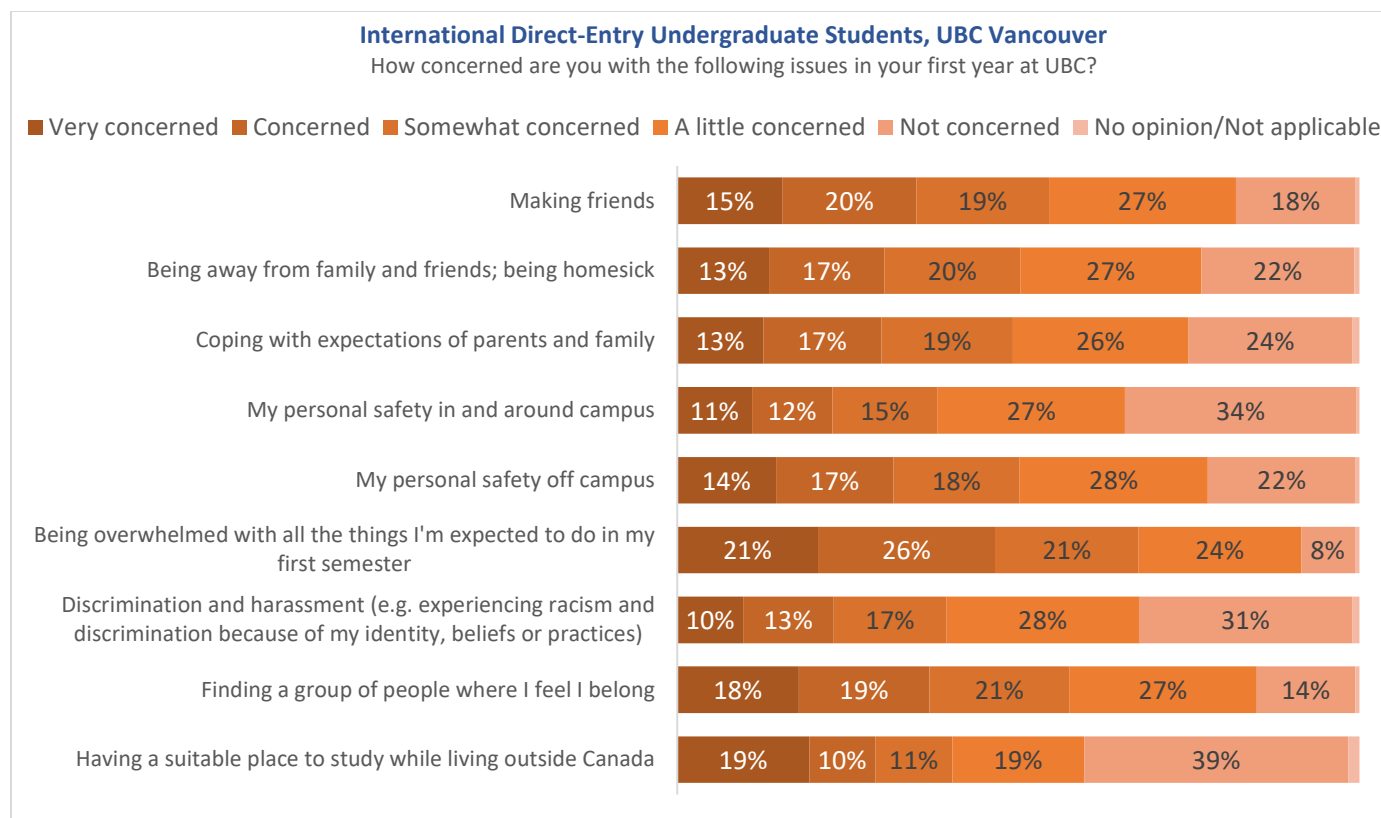


UBCV International	Very concerned/ concerned	Including somewhat concerned	Very concerned	Concerned	Somewhat concerned	A little concerned	Not concerned	No opinion/ Not applicable	Total
Accessing services for my disability/on-going medical condition	10%	17%	5%	5%	7%	12%	46%	26%	1843
Getting into my first-choice program	37%	53%	18%	18%	17%	21%	22%	3%	1855
Being able to maintain my Grade Point Average (GPA)	51%	71%	29%	22%	20%	22%	6%	1%	1853
Receiving the career and academic advice I need	38%	58%	18%	20%	20%	27%	14%	1%	1847
Securing housing	27%	39%	14%	13%	12%	23%	34%	4%	1842
Discovering/confirming if UBC is the right place for me	21%	35%	9%	12%	13%	30%	35%	1%	1842
Travelling to Canada in time for the start of term	53%	65%	40%	13%	12%	15%	18%	1%	1487

In general, new to UBCV undergraduates have some social concerns and are most likely to rate themselves as “concerned” or “very concerned” about being overwhelmed with all the things they’re expected to do in their first semester (57% domestic, 47% international). Coping with expectations of parents and family is quite a bit higher for International students, so too is personal safety, discrimination, finding a group of people where they belong, and having a suitable place to study while living outside Canada as areas of concern.



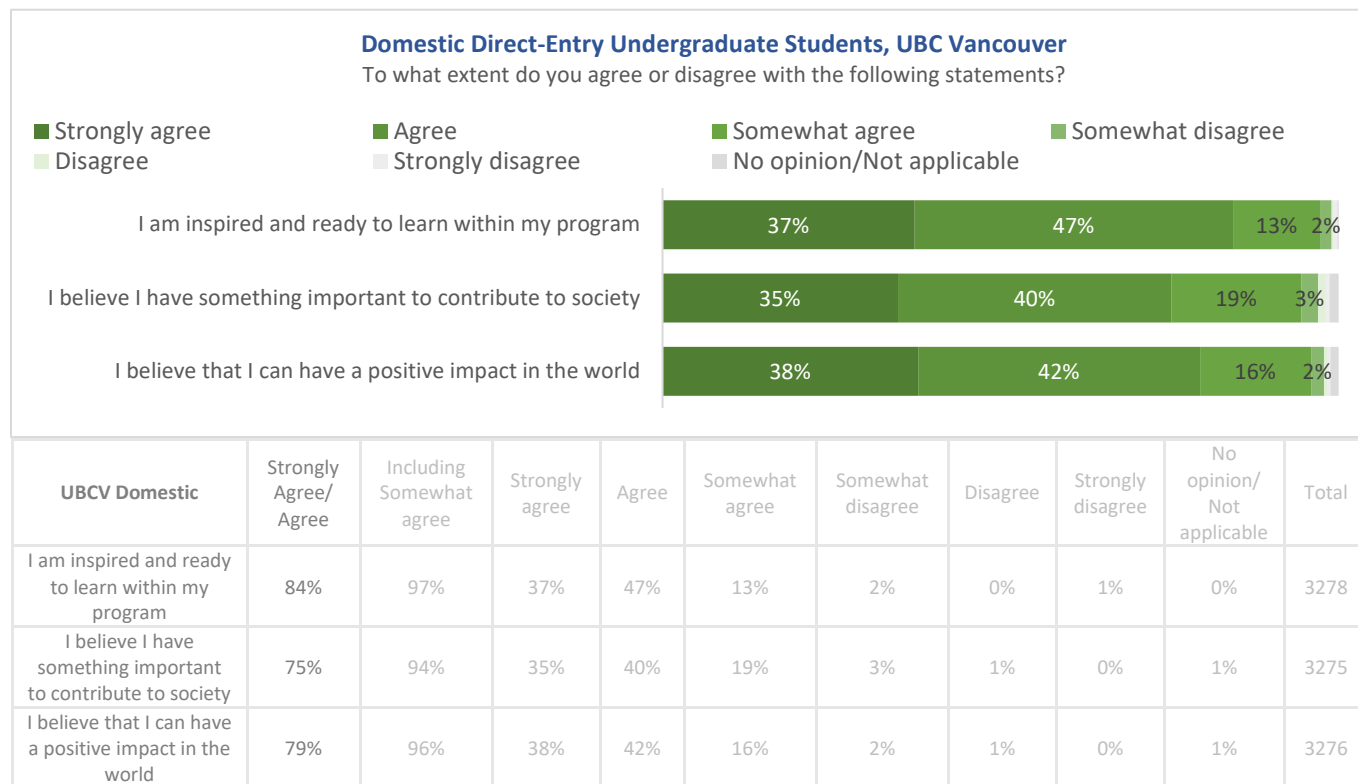
UBCV Domestic	Very concerned/ concerned	Including somewhat concerned	Very concerned	Concerned	Somewhat concerned	A little concerned	Not concerned	No opinion/ Not applicable	Total
Making friends	30%	53%	13%	17%	22%	29%	18%	0%	3561
Being away from family and friends; being homesick	19%	34%	7%	12%	15%	26%	34%	6%	3560
Coping with expectations of parents and family	25%	42%	10%	15%	17%	28%	30%	1%	3562
My personal safety in and around campus	14%	30%	5%	9%	16%	31%	39%	1%	3560
My personal safety off campus	17%	35%	6%	11%	18%	29%	35%	1%	3558
Being overwhelmed with all the things I'm expected to do in my first semester	57%	79%	29%	28%	22%	18%	3%	0%	3559
Discrimination and harassment (e.g. experiencing racism and discrimination because of my identity, beliefs or practices)	9%	20%	3%	6%	11%	26%	52%	3%	3559
Finding a group of people where I feel I belong	30%	52%	11%	19%	22%	31%	17%	0%	3561

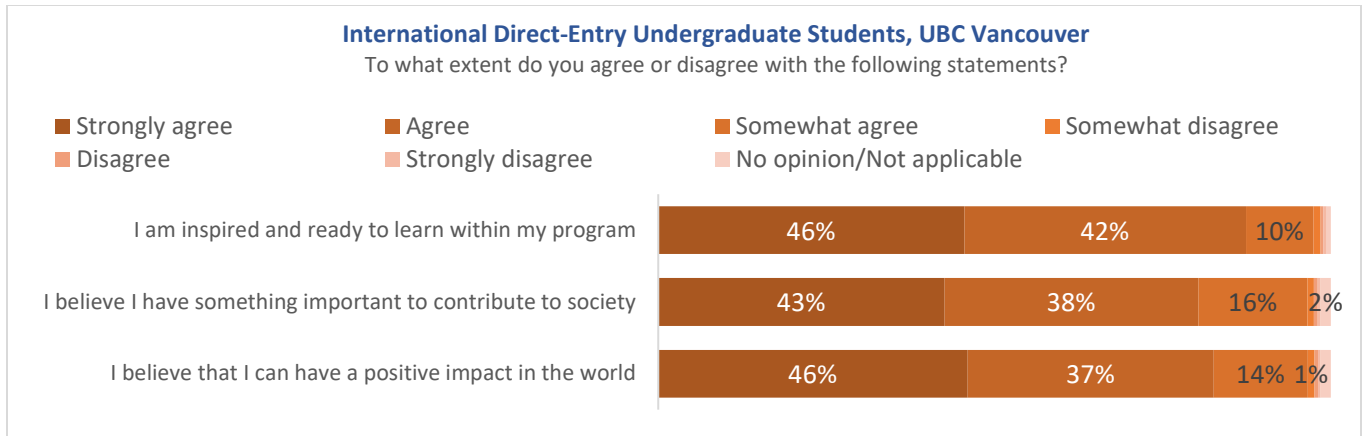


UBCV International	Very concerned/ concerned	Including somewhat concerned	Very concerned	Concerned	Somewhat concerned	A little concerned	Not concerned	No opinion/ Not applicable	Total
Making friends	35%	54%	15%	20%	19%	27%	18%	1%	1850
Being away from family and friends; being homesick	30%	50%	13%	17%	20%	27%	22%	1%	1852
Coping with expectations of parents and family	30%	49%	13%	17%	19%	26%	24%	1%	1852
My personal safety in and around campus	23%	38%	11%	12%	15%	27%	34%	0%	1851
My personal safety off campus	32%	50%	14%	17%	18%	28%	22%	1%	1851
Being overwhelmed with all the things I'm expected to do in my first semester	47%	68%	21%	26%	21%	24%	8%	1%	1850
Discrimination and harassment (e.g. experiencing racism and discrimination because of my identity, beliefs or practices)	23%	39%	10%	13%	17%	28%	31%	1%	1854
Finding a group of people where I feel I belong	37%	57%	18%	19%	21%	27%	14%	1%	1853
Having a suitable place to study while living outside Canada	29%	40%	19%	10%	11%	19%	39%	2%	62

Section 3: Student Mindset

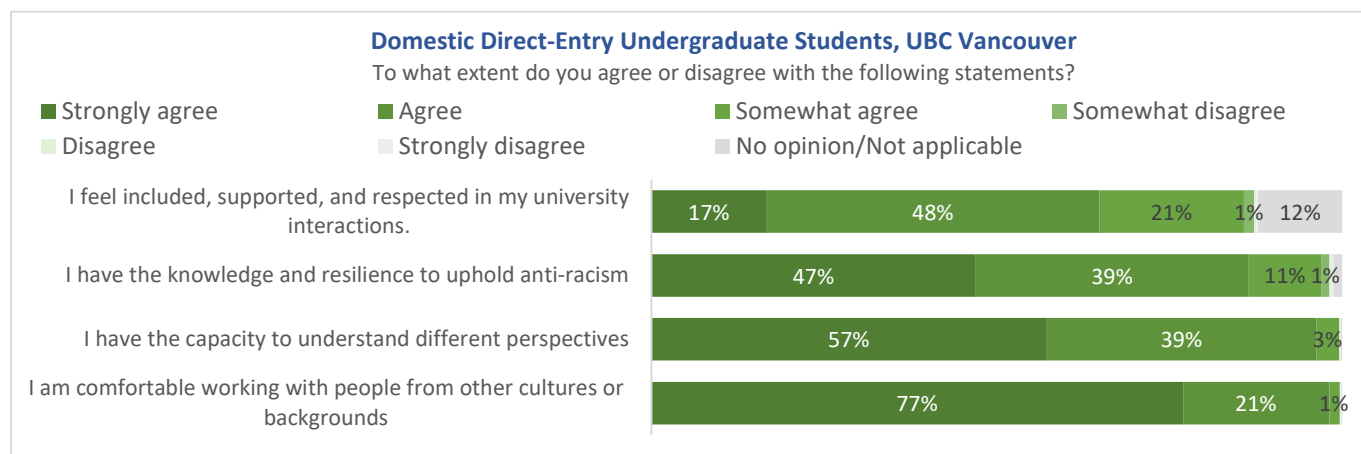
The majority of new UBCV undergraduates have a very positive mindset about the future and their education as shown below.






UBCV International	Strongly Agree/ Agree	Including Somewhat agree	Strongly agree	Agree	Somewhat agree	Somewhat disagree	Disagree	Strongly disagree	No opinion/ Not applicable	Total
I am inspired and ready to learn within my program	87%	97%	46%	42%	10%	1%	0%	1%	1%	1769
I believe I have something important to contribute to society	80%	97%	43%	38%	16%	1%	1%	0%	2%	1767
I believe that I can have a positive impact in the world	83%	97%	46%	37%	14%	1%	1%	0%	2%	1765

New UBCV undergraduates are less agreeable with the question “I feel included, supported, and respected in my university interactions,” compared to the strongly positive answers to the other questions.

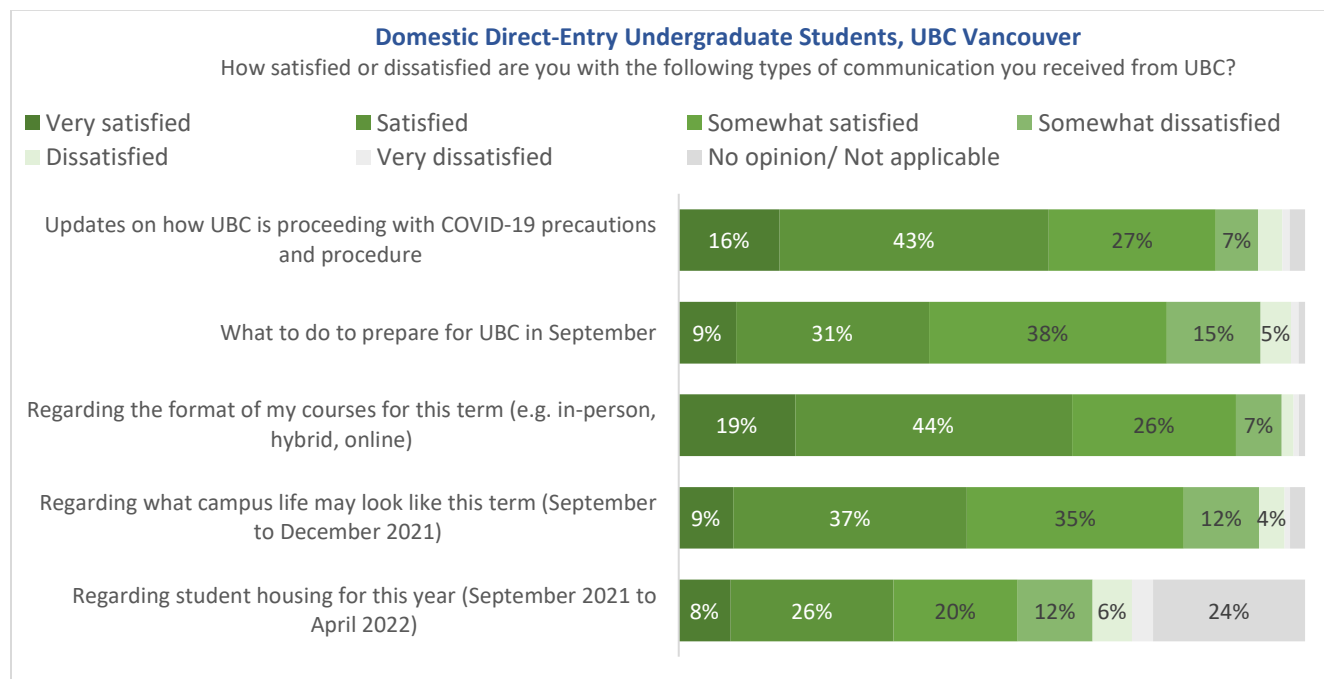


UBCV Domestic	Strongly Agree/ Agree	Including Somewhat agree	Strongly agree	Agree	Somewhat agree	Somewhat disagree	Disagree	Strongly disagree	No opinion/ Not applicable	Total
I feel included, supported, and respected in my university interactions.	65%	86%	17%	48%	21%	1%	0%	0%	12%	3275
I have the knowledge and resilience to uphold anti-racism	86%	97%	47%	39%	11%	1%	0%	0%	1%	3276
I have the capacity to understand different perspectives	96%	100%	57%	39%	3%	0%	0%	0%	0%	3275
I am comfortable working with people from other cultures or backgrounds	98%	100%	77%	21%	1%	0%	0%	0%	0%	3276

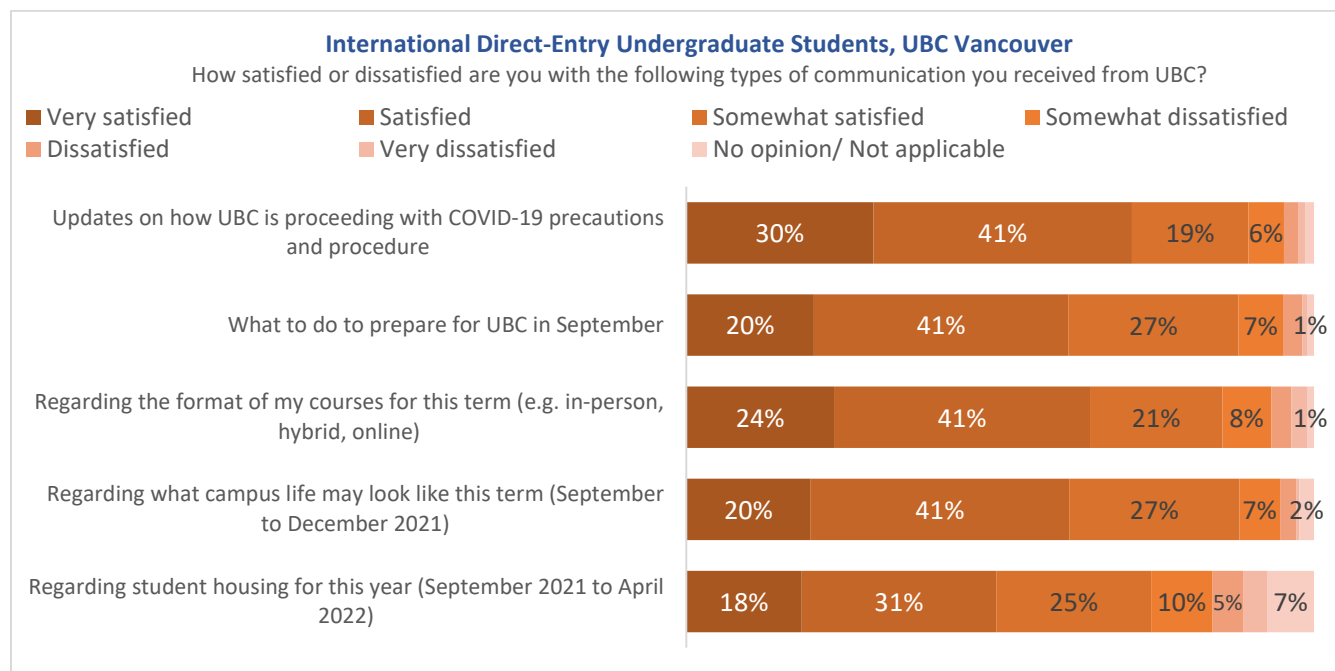


Section 4: UBC Communications

New international UBCV undergraduates are more likely to rate themselves as “Satisfied” or “Very Satisfied” with communications from UBC than their domestic counterparts on all five measures.

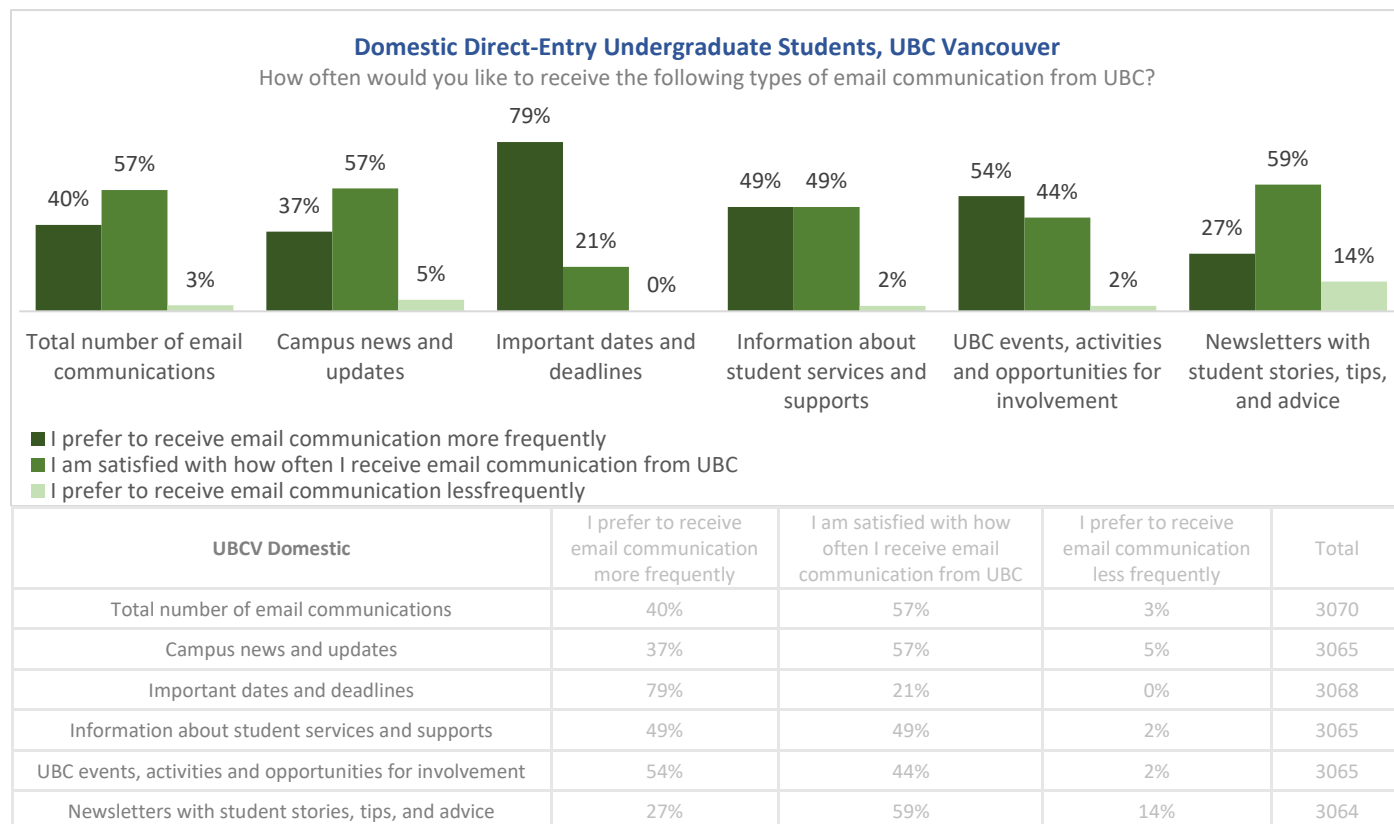


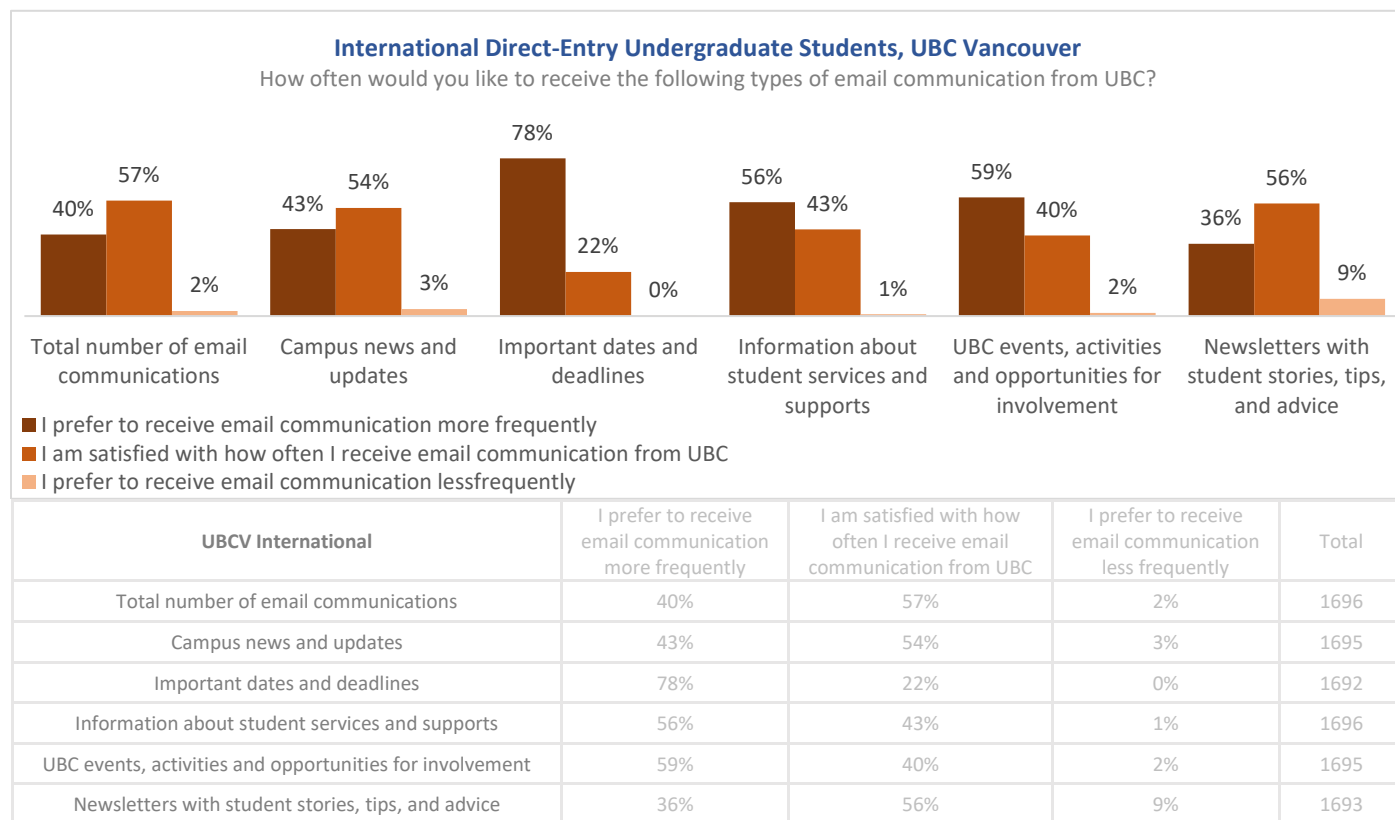
UBCV Domestic	Very satisfied/ Satisfied	Including somewhat satisfied	Very satisfied	Satisfied	Somewhat satisfied	Somewhat dissatisfied	Dissatisfied	Very dissatisfied	No opinion/ Not applicable	Total
Updates on how UBC is proceeding with COVID-19 precautions and procedure	59%	86%	16%	43%	27%	7%	4%	1%	2%	3071
What to do to prepare for UBC in September	40%	78%	9%	31%	38%	15%	5%	1%	1%	3070
Regarding the format of my courses for this term (e.g. in-person, hybrid, online)	63%	89%	19%	44%	26%	7%	2%	1%	1%	3070
Regarding what campus life may look like this term (September to December 2021)	46%	81%	9%	37%	35%	12%	4%	1%	2%	3071
Regarding student housing for this year (September 2021 to April 2022)	34%	54%	8%	26%	20%	12%	6%	3%	24%	3068



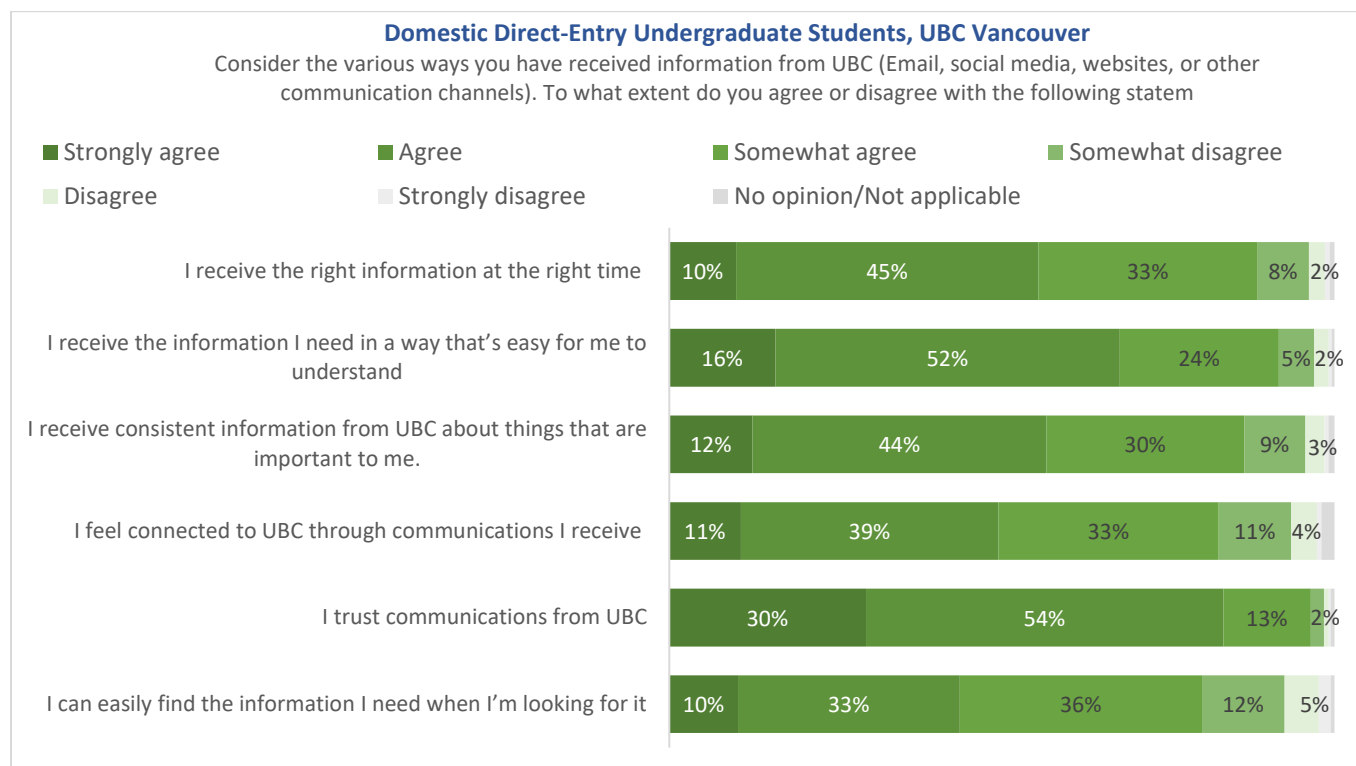
UBCV International	Very satisfied/ Satisfied	Including somewhat satisfied	Very satisfied	Satisfied	Somewhat satisfied	Somewhat dissatisfied	Dissatisfied	Very dissatisfied	No opinion/ Not applicable	Total
Updates on how UBC is proceeding with COVID-19 precautions and procedure	71%	90%	30%	41%	19%	6%	2%	1%	1%	1694
What to do to prepare for UBC in September	61%	88%	20%	41%	27%	7%	3%	1%	1%	1692
Regarding the format of my courses for this term (e.g. in-person, hybrid, online)	64%	85%	24%	41%	21%	8%	3%	2%	1%	1694
Regarding what campus life may look like this term (September to December 2021)	61%	88%	20%	41%	27%	7%	3%	1%	2%	1691
Regarding student housing for this year (September 2021 to April 2022)	49%	74%	18%	31%	25%	10%	5%	4%	7%	1690

Regarding the amount of communication, new UBCV undergraduates are most likely to prefer more communication for important dates and deadlines (79% domestic, 78% international), UBC events, activities and opportunities for involvement (54% domestic, 59% international) or information about student services and supports (49% domestic, 56% international).

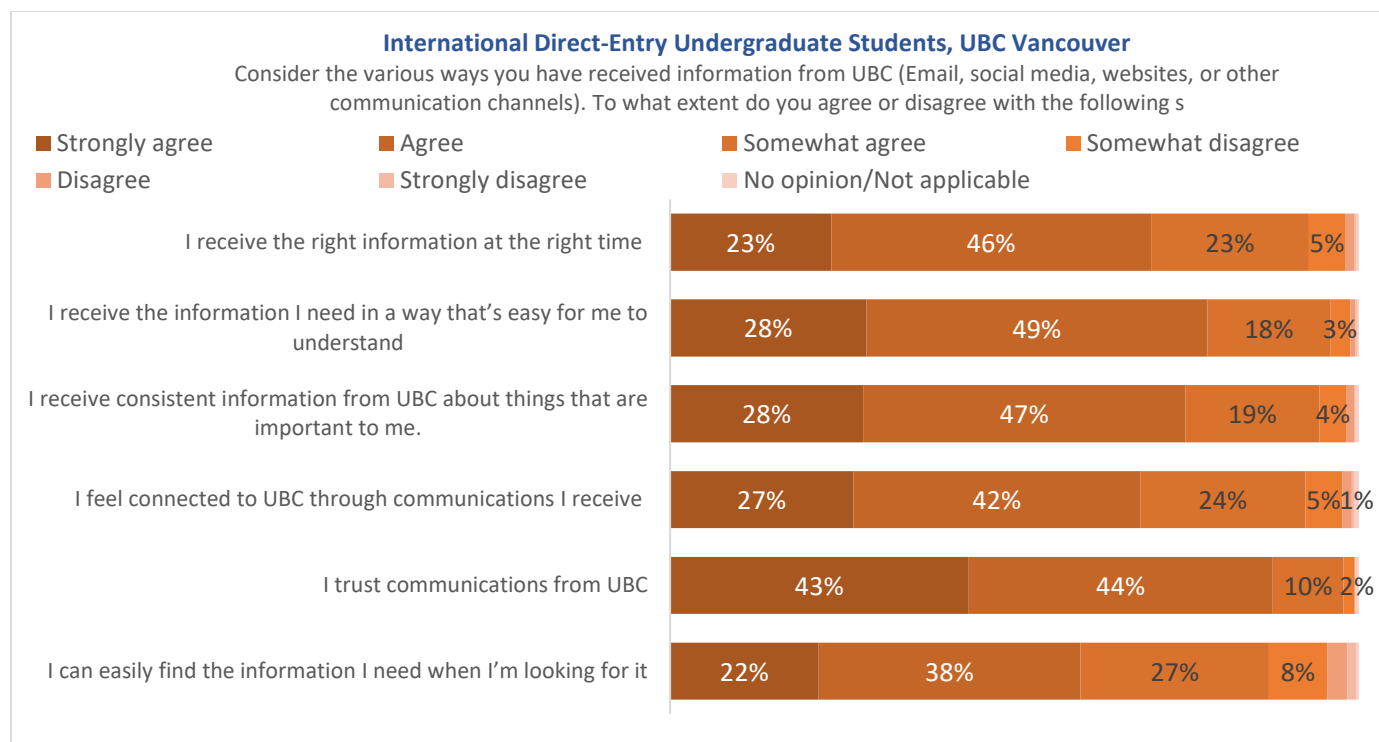




New UBCV undergraduates generally “Agree” or “Strongly Agree” that they receive effective communications from UBC, with the exception of easily finding the information they need when they are looking for it (44% domestic, 60% international).

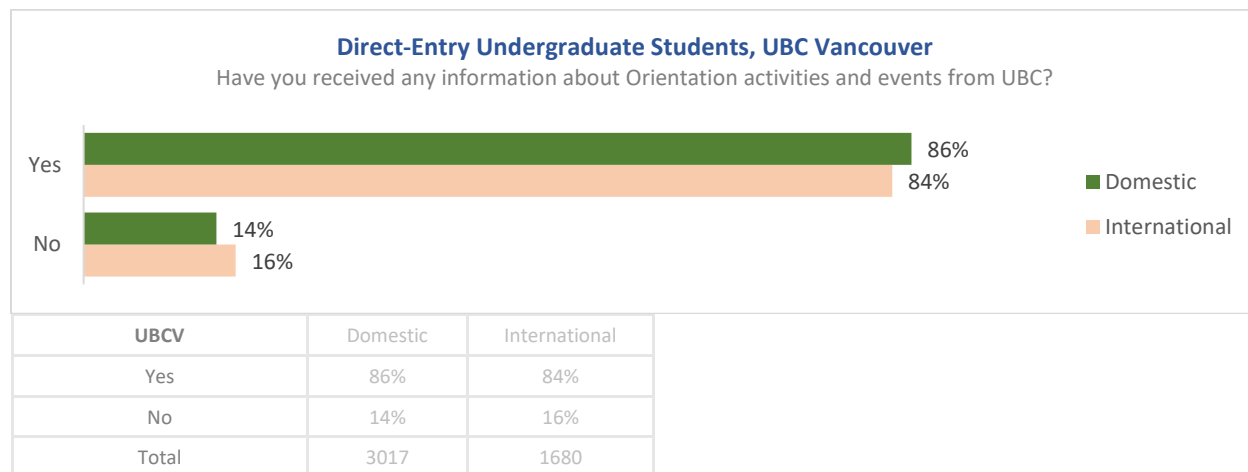


UBCV Domestic	Strongly Agree/ Agree	Including Somewhat agree	Strongly agree	Agree	Somewhat agree	Somewhat disagree	Disagree	Strongly disagree	No opinion/ Not applicable	Total
I receive the right information at the right time	55%	88%	10%	45%	33%	8%	2%	1%	1%	3070
I receive the information I need in a way that's easy for me to understand	68%	92%	16%	52%	24%	5%	2%	0%	0%	3066
I receive consistent information from UBC about things that are important to me.	57%	86%	12%	44%	30%	9%	3%	1%	1%	3066
I feel connected to UBC through communications I receive	49%	83%	11%	39%	33%	11%	4%	1%	2%	3068
I trust communications from UBC	83%	96%	30%	54%	13%	2%	1%	0%	1%	3066
I can easily find the information I need when I'm looking for it	44%	80%	10%	33%	36%	12%	5%	2%	1%	3064

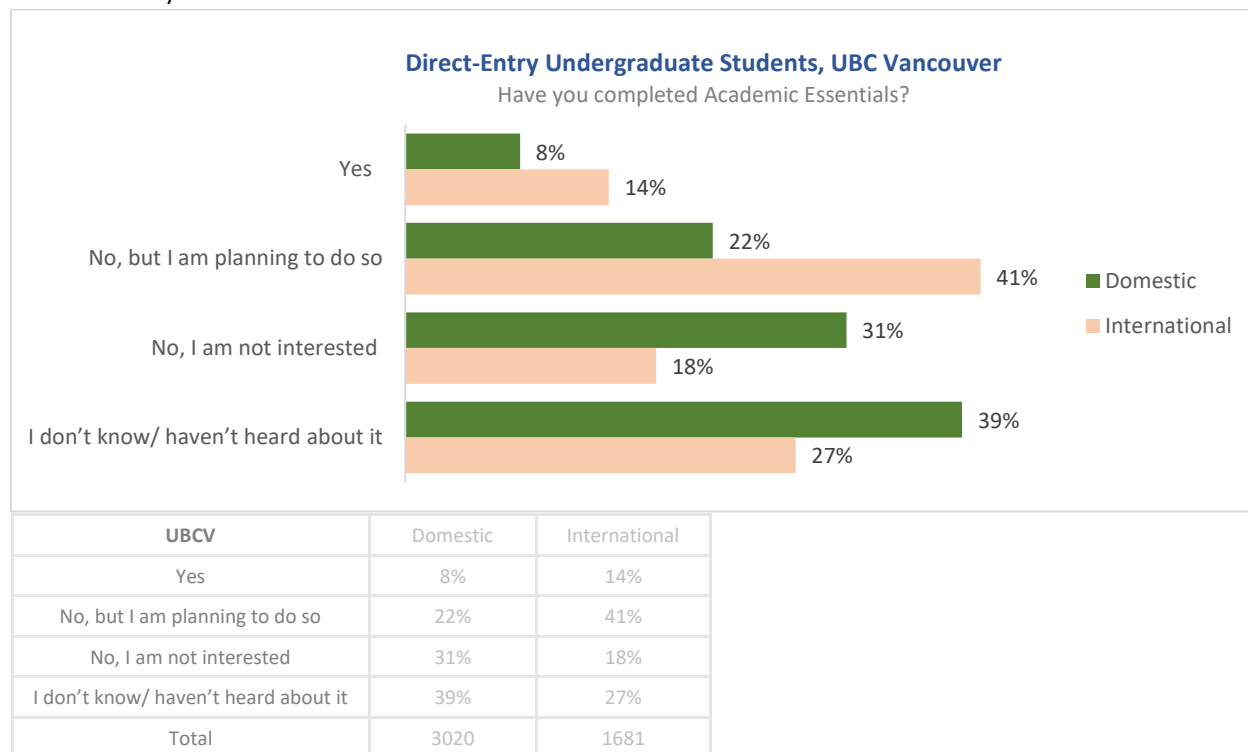


UBCV International	Strongly Agree/ Agree	Including Somewhat agree	Strongly agree	Agree	Somewhat agree	Somewhat disagree	Disagree	Strongly disagree	No opinion/ Not applicable	Total
I receive the right information at the right time	70%	93%	23%	46%	23%	5%	1%	0%	0%	1696
I receive the information I need in a way that's easy for me to understand	78%	96%	28%	49%	18%	3%	1%	0%	0%	1695
I receive consistent information from UBC about things that are important to me.	75%	94%	28%	47%	19%	4%	1%	0%	0%	1694
I feel connected to UBC through communications I receive	68%	92%	27%	42%	24%	5%	1%	0%	1%	1695
I trust communications from UBC	87%	98%	43%	44%	10%	2%	0%	0%	0%	1693
I can easily find the information I need when I'm looking for it	60%	87%	22%	38%	27%	8%	3%	1%	0%	1692

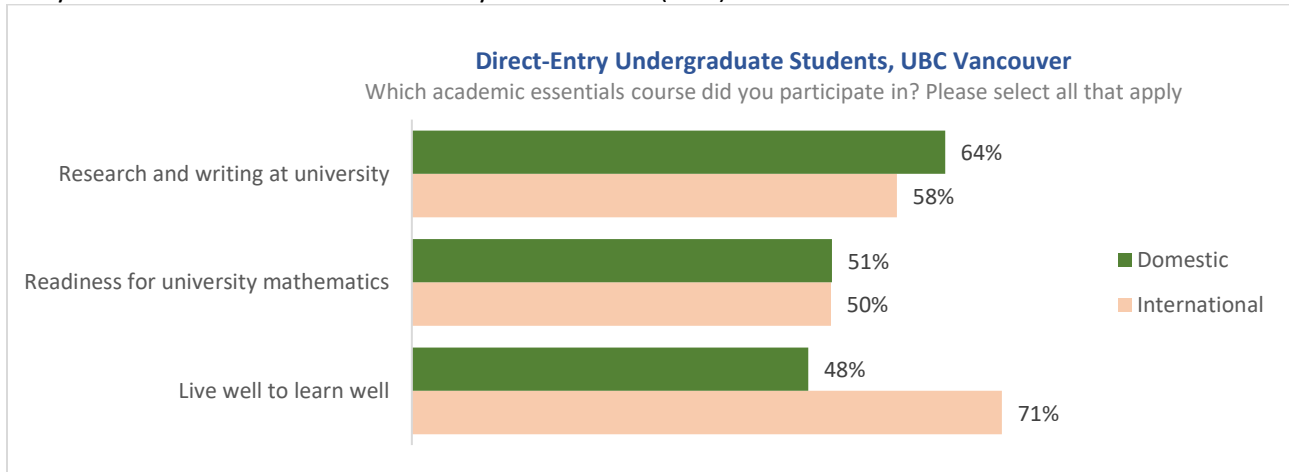
Most new UBCV undergraduates have received information about Orientation activities and events from UBC (86% domestic, 84% international).



A notable number of new UBCV undergraduates have not heard of Academic Essentials, a set of three academic preparation courses that start in July before the fall semester (39% domestic, 27% international).


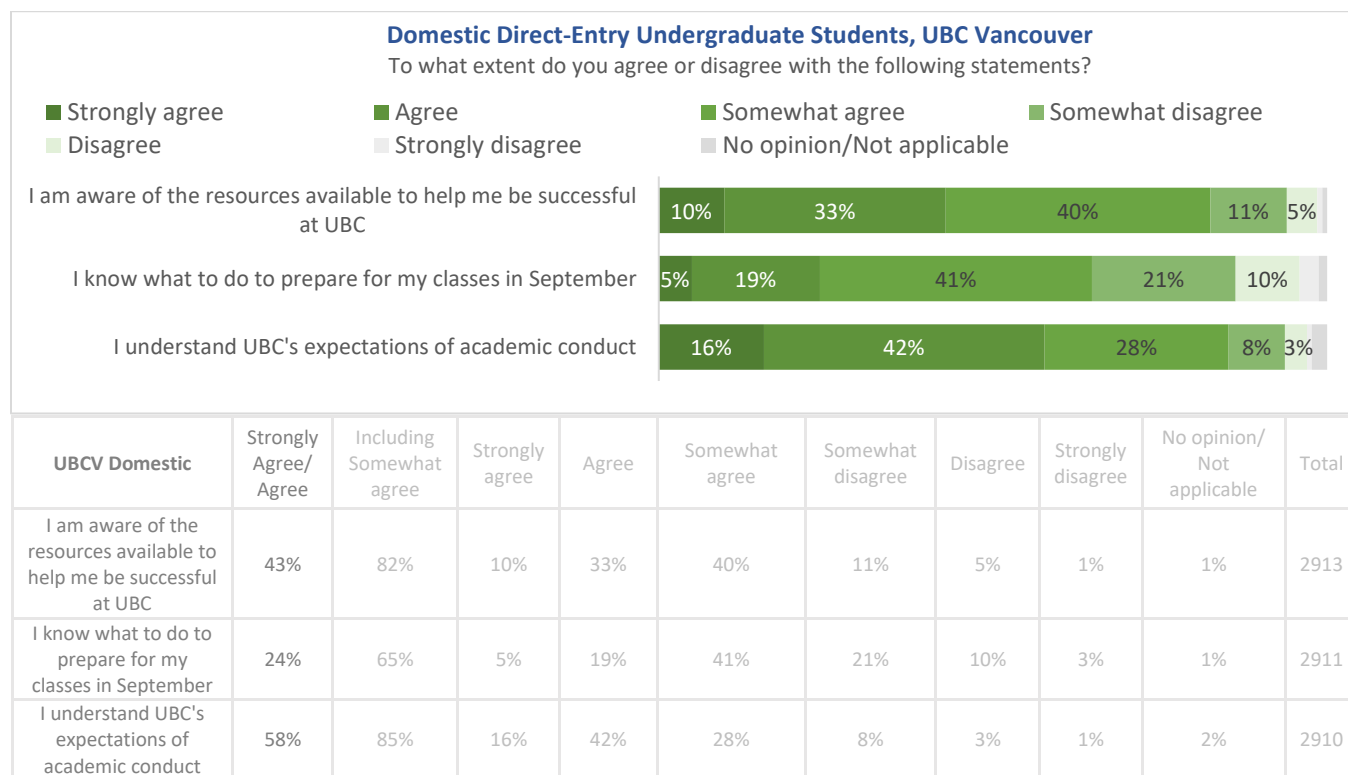


Of new to UBCV undergraduates who indicated that they did enroll in Academic Essentials, domestic students are least likely to enroll in live well to learn well (48%), whereas international students are least likely to enroll in readiness for university mathematics (50%).



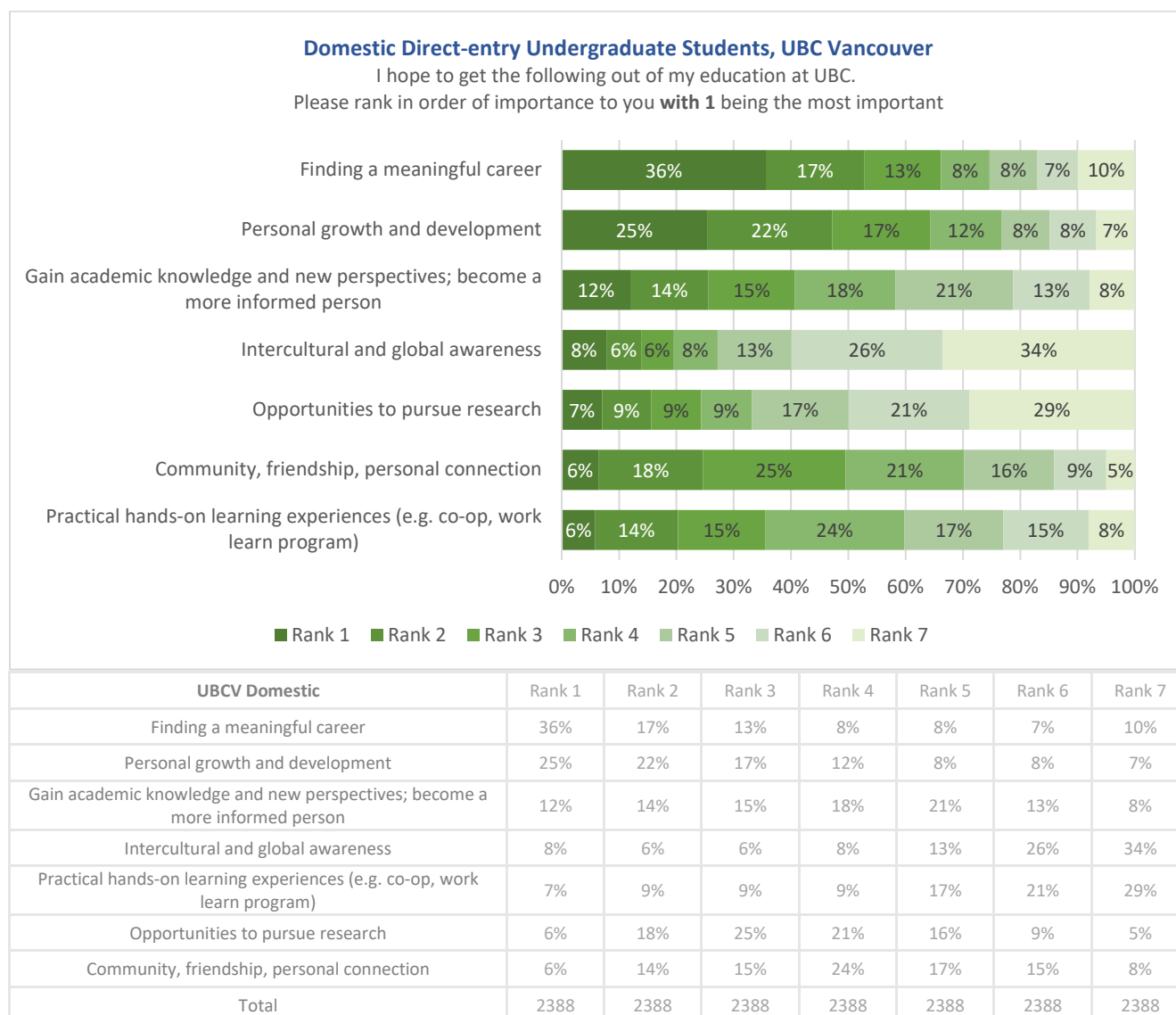
UBCV	Domestic	International
Live well to learn well	48%	71%
Readiness for university mathematics	51%	50%
Research and writing at university	64%	58%
Total	214	176

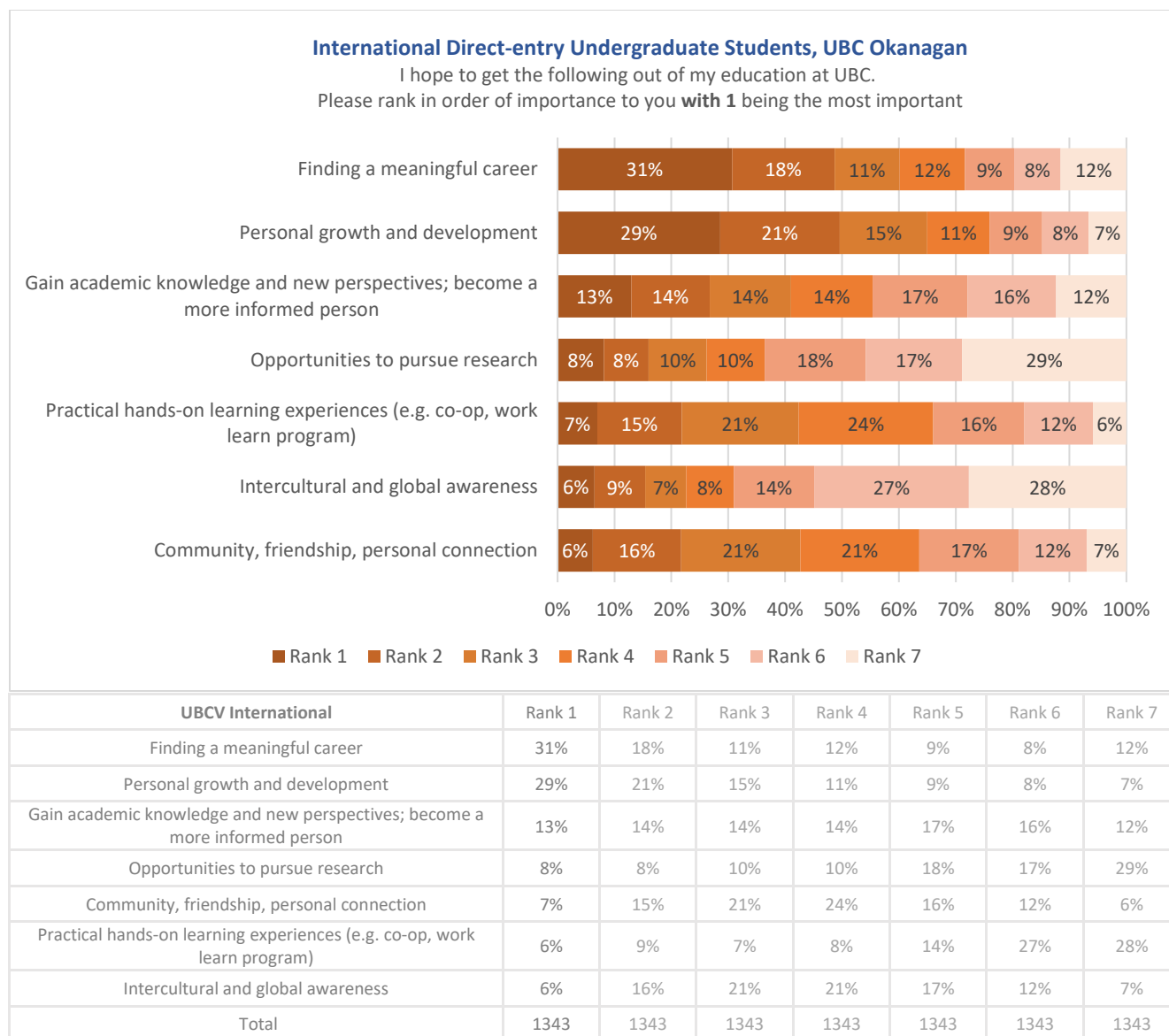
When asked questions about their preparedness to begin their studies, new UBCV undergraduates are least likely to “Agree” or “Strongly Agree” that they know what to do to prepare for their classes in September (24% domestic, 37% international).



Section 5: Learning Goals

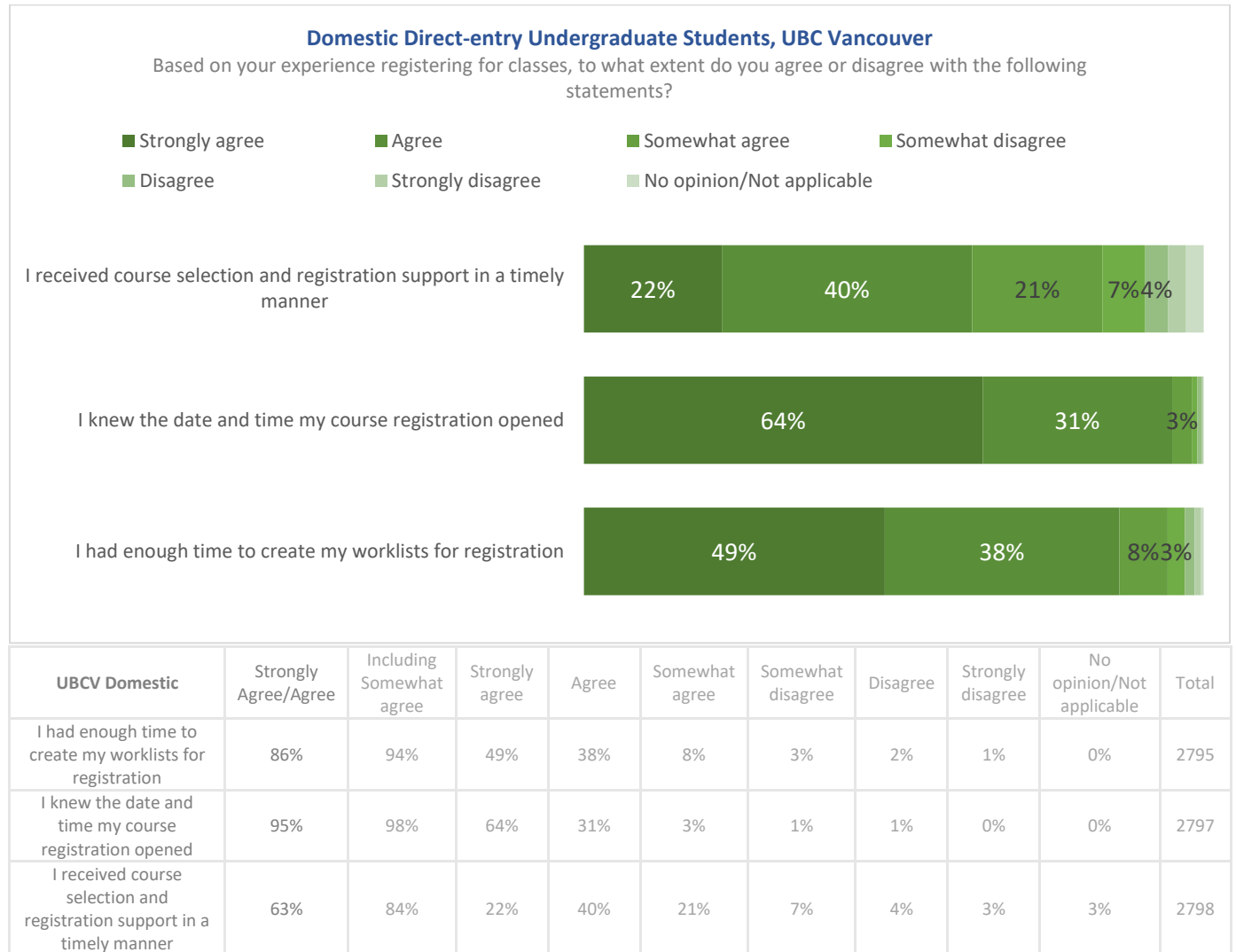
Finding a meaningful career is the most commonly first ranked item new UBCV undergraduates (36% domestic, 31% international) hope to get from their education at UBC.

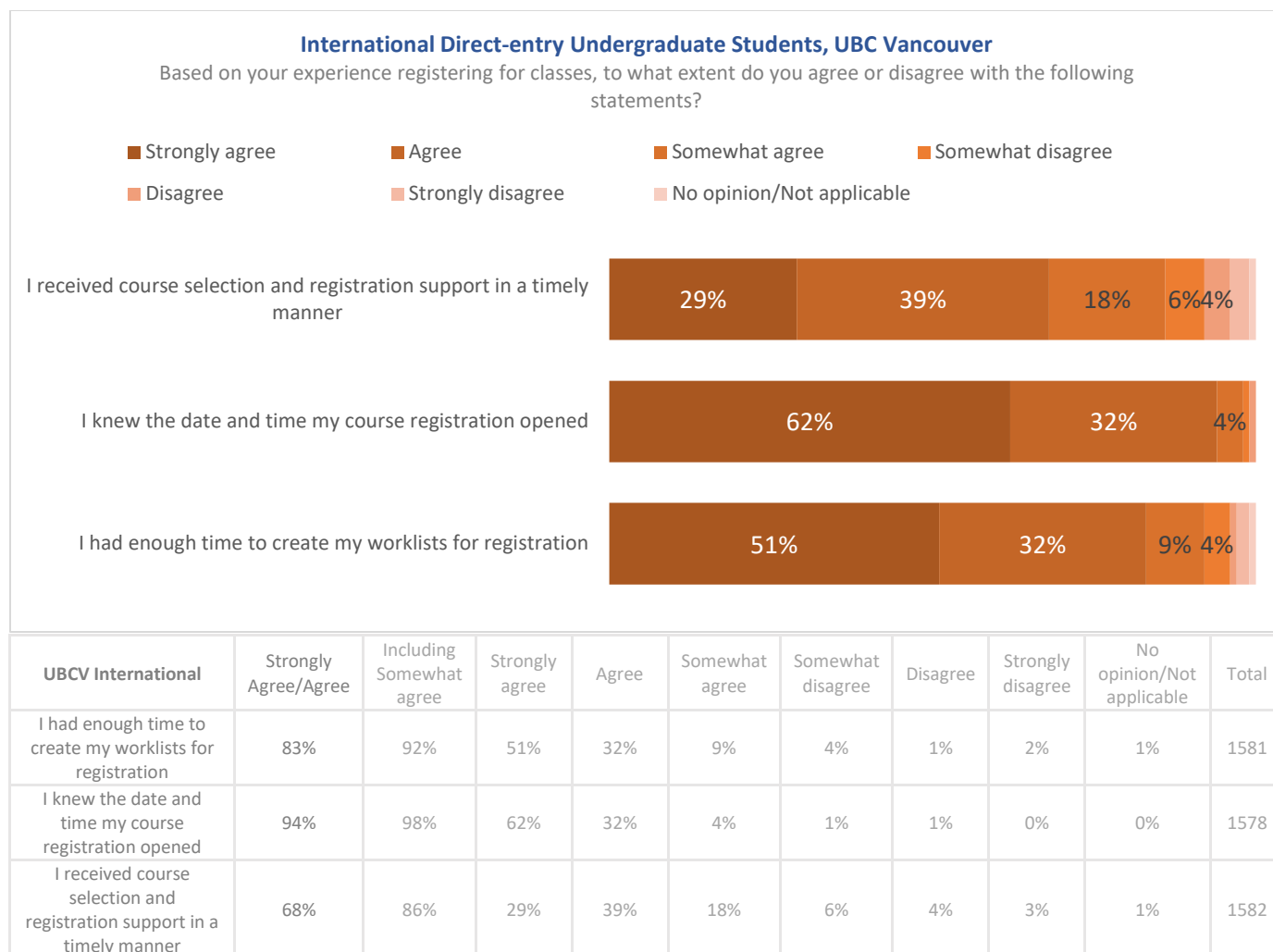




Section 6: Course Registrations

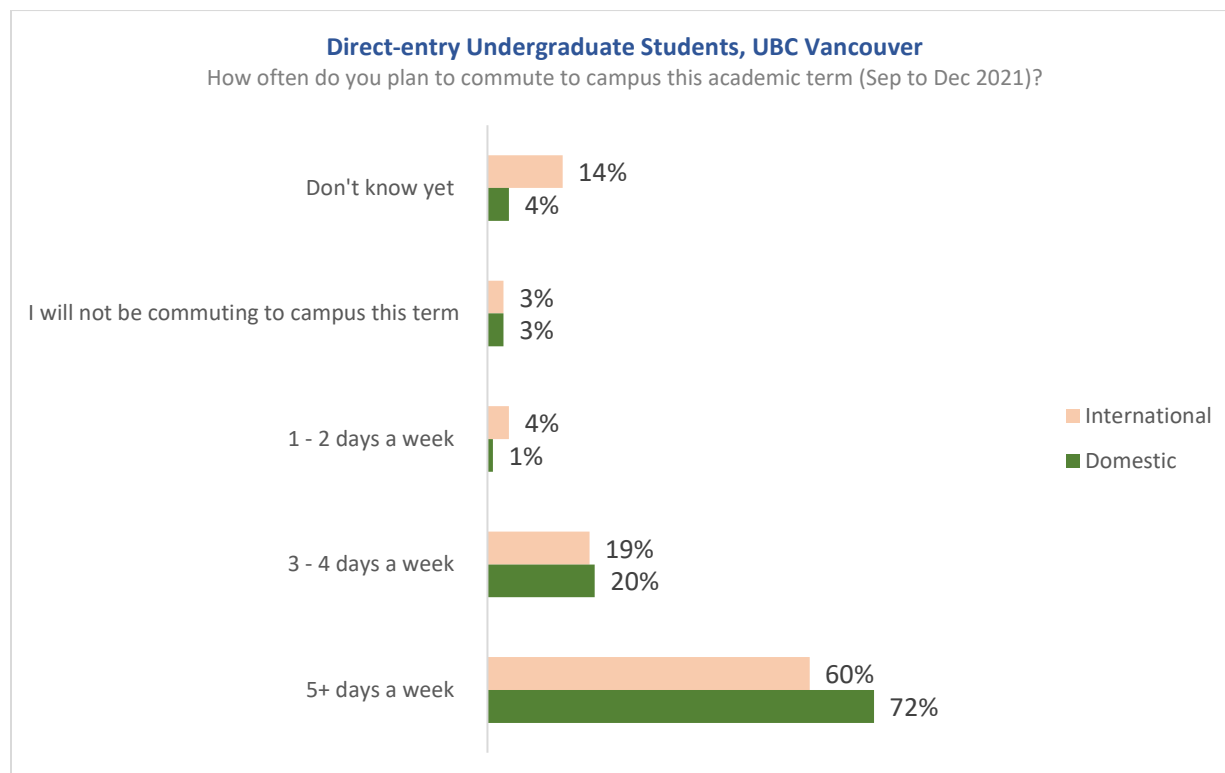
The majority of new UBCV undergraduates generally “Agree” or “Strongly Agree” that they had a positive registration experience.






Section 7: Transportation

Of new UBCV undergraduates who plan to commute, most plan to travel to campus five or more days a week (72% domestic, 60% international).



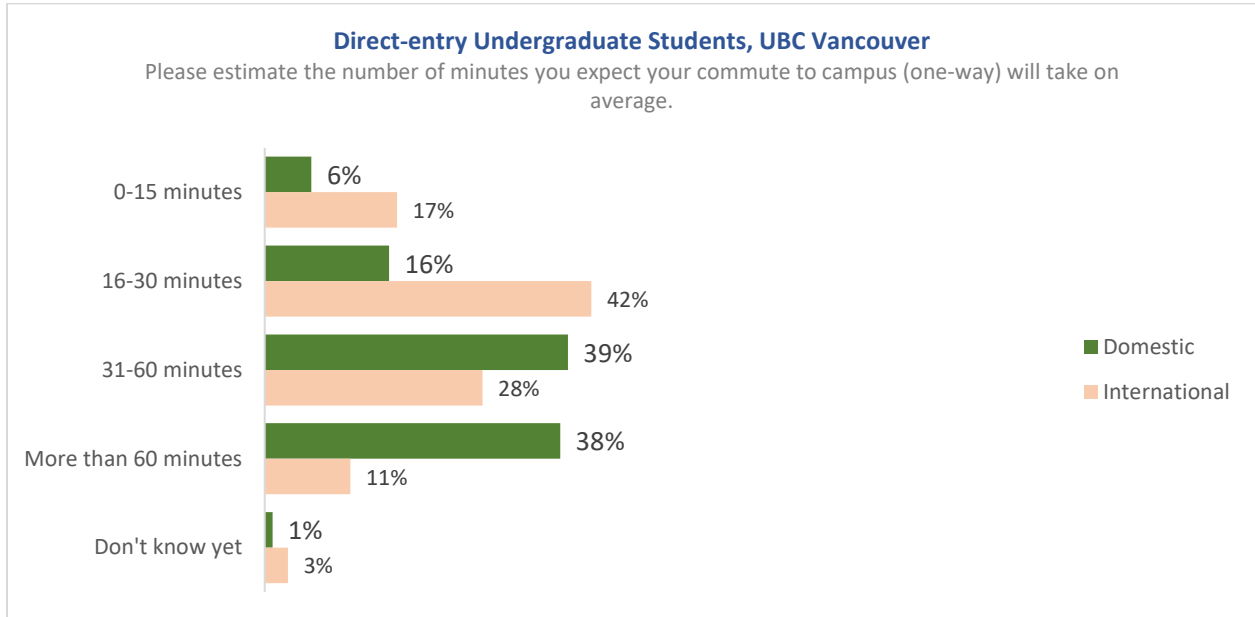
UBCV	Domestic		International	
	%	n	%	n
Don't know yet	4%	39	14%	34
I will not be commuting to campus this term	3%	31	3%	7
1 - 2 days a week	1%	14	4%	10
3 - 4 days a week	20%	208	19%	45
5+ days a week	72%	739	60%	143
Total	100%	1031	100%	239

Of commuting new UBCV undergraduates, both domestic and international students expect to use public transit (69% domestic, 66% international).



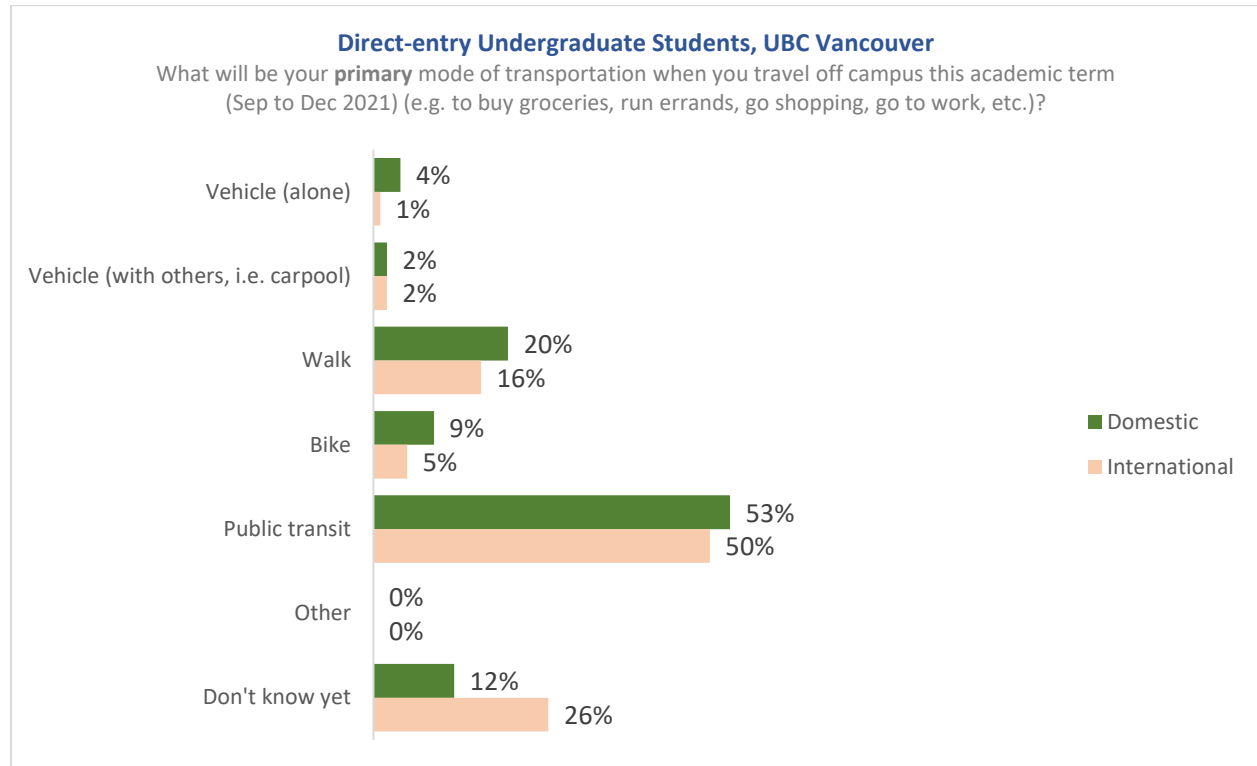
UBCV	Domestic		International	
	%	n	%	n
Vehicle (alone)	13%	125	5%	9
Vehicle (with others, i.e. carpool)	7%	71	4%	8
Walk	2%	23	13%	25
Bike	4%	38	5%	9
Public transit	69%	661	66%	131
Other	1%	5	1%	1
Don't know yet	4%	36	8%	15
Total	100%	959	100%	198

The majority of new UBCV domestic undergraduates expect commutes longer than half an hour to UBCV (78%), whereas the majority of new UBCV international undergraduates expect commutes between 0 and 30 minutes (59%).



UBCV	Domestic		International	
	%	n	%	n
0-15 minutes	6%	58	17%	33
16-30 minutes	16%	149	42%	84
31-60 minutes	39%	376	28%	55
More than 60 minutes	38%	362	11%	21
Don't know yet	1%	14	3%	5
Total	100%	959	100%	198

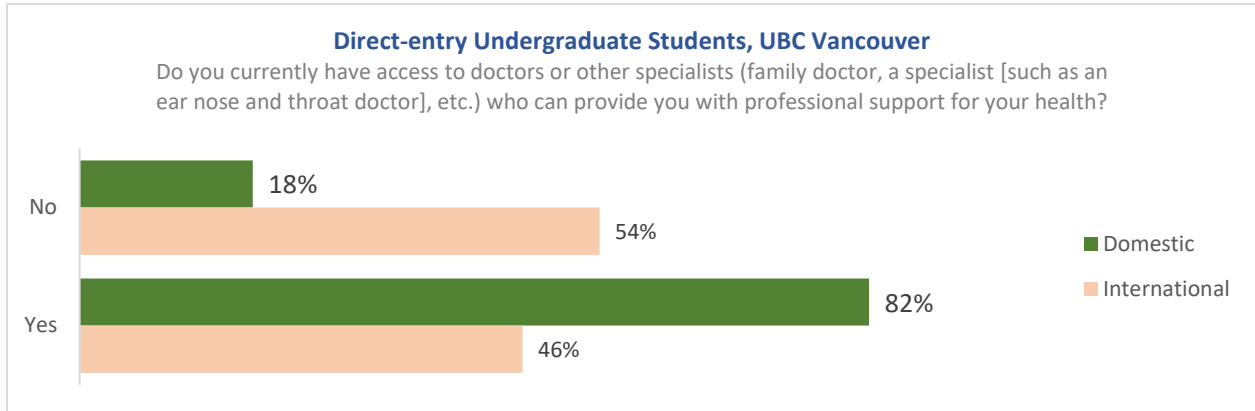
Of students living on campus, new UBCV undergraduates mainly expect to use public transit (53% domestic, 50% international). International students were more likely to be unsure what transportation mode they will use to commute at the time of the survey (26%).



UBCV	Domestic		International	
	%	n	%	n
Vehicle (alone)	4%	63	1%	8
Vehicle (with others, i.e. carpool)	2%	39	2%	20
Walk	20%	348	16%	193
Bike	9%	149	5%	62
Public transit	53%	910	50%	598
Other	0%	5	0%	2
Don't know yet	12%	200	26%	305
Total	100%	1714	100%	1188

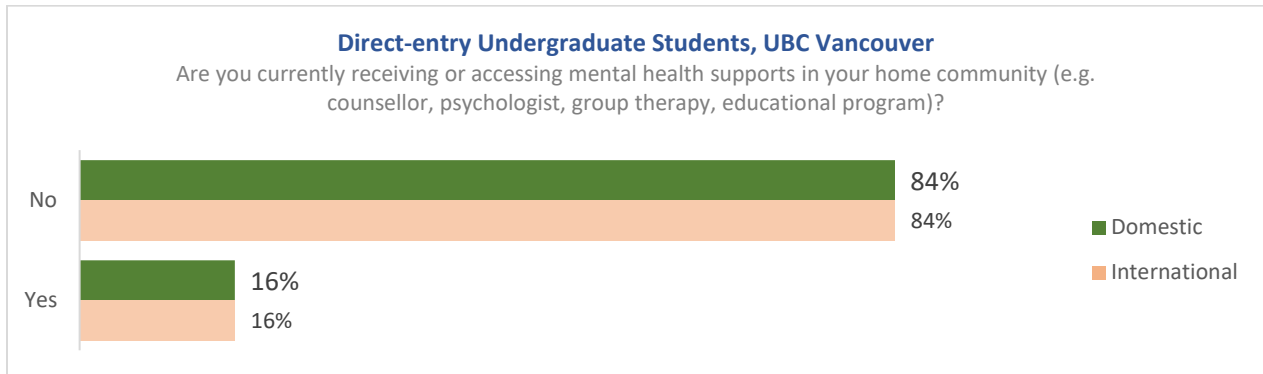
Section 8: Wellbeing

International students are most likely to not have access to a doctor or other specialists (54%).



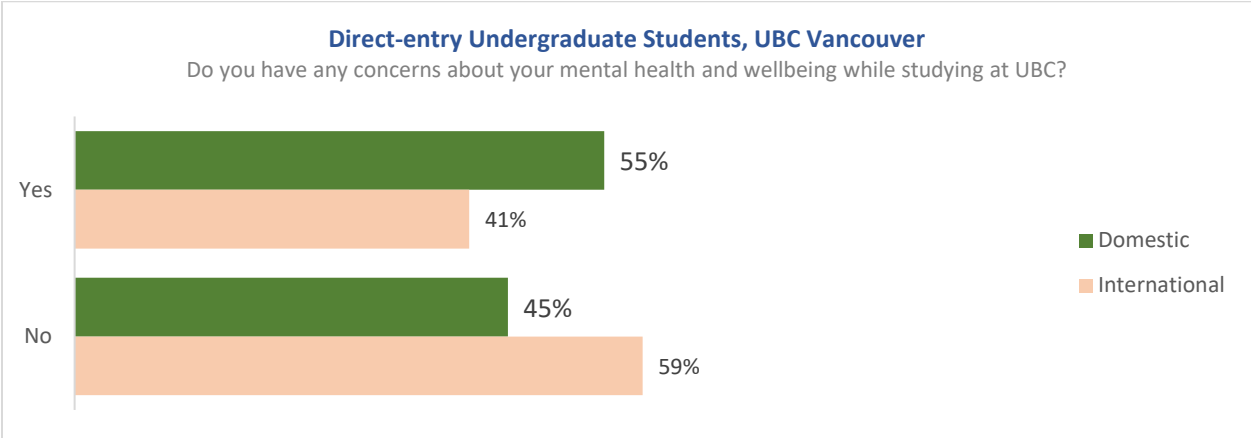
UBCV	Domestic		International	
	%	n	%	n
No	18%	489	54%	850
Yes	82%	2271	46%	716
Total	100%	2760	100%	1566

Most new UBCV undergraduates are not currently accessing mental health supports in their home community.



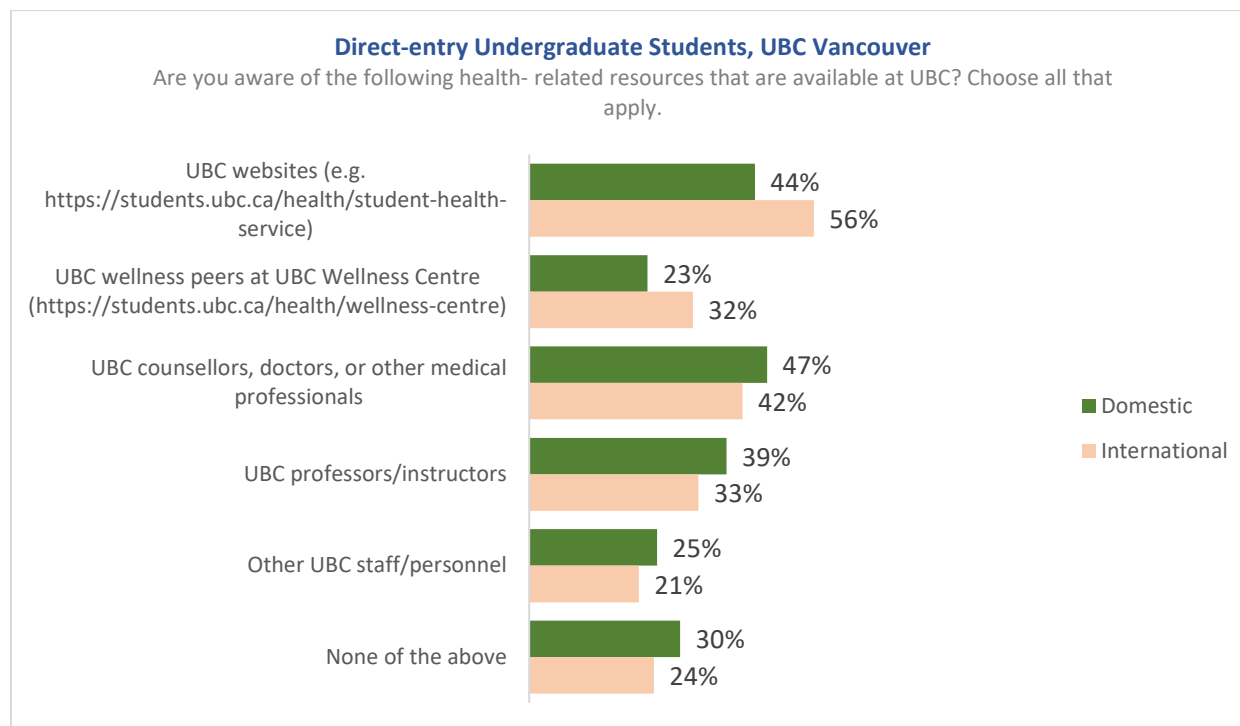
UBCV	Domestic		International	
	%	n	%	n
No	84%	2329	84%	1312
Yes	16%	429	16%	256
Total	100%	2758	100%	1568

Mental health is a noticeable concern for new UBCV undergraduates.



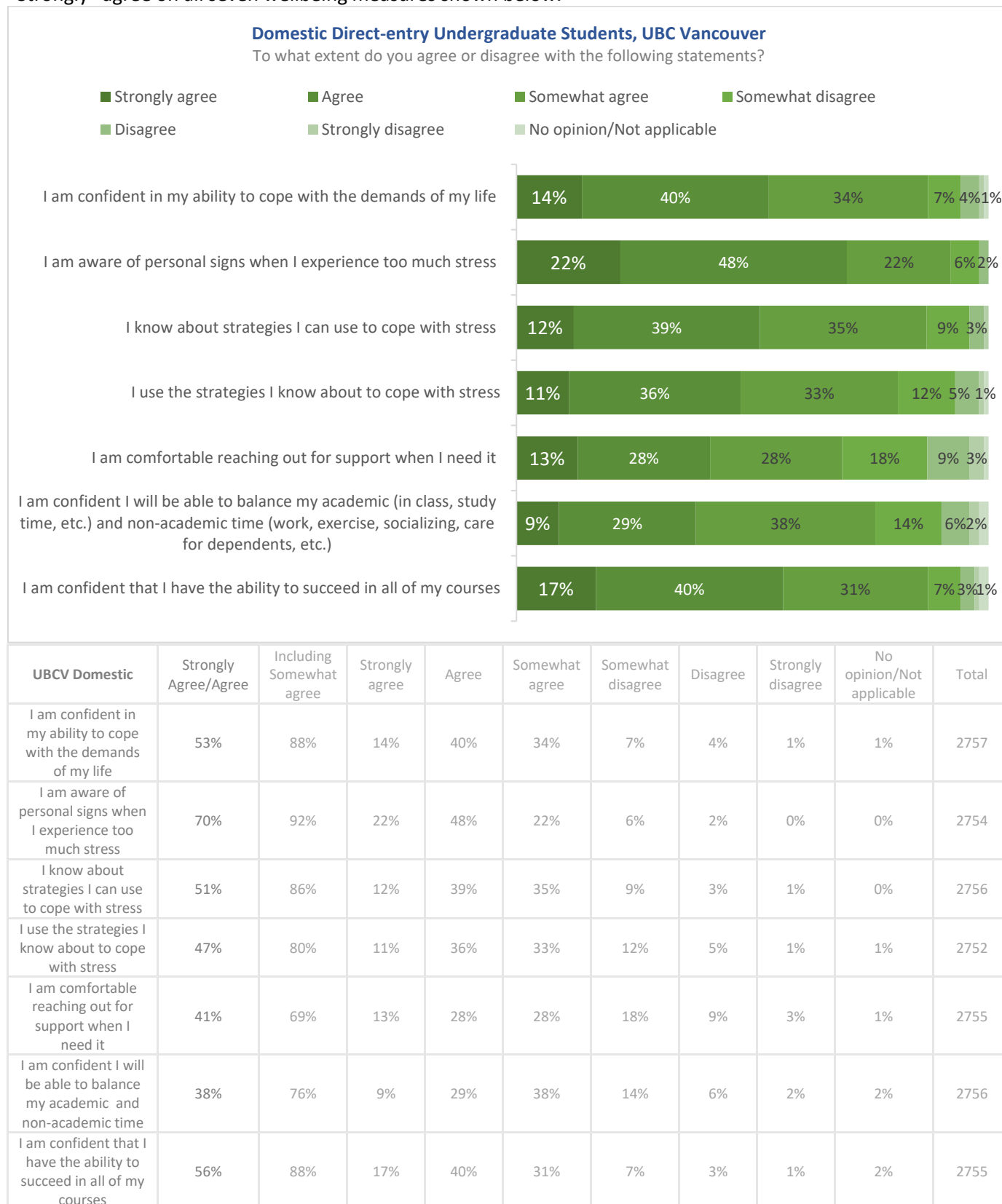
UBCV	Domestic		International	
	%	n	%	n
Yes	55%	1505	41%	647
No	45%	1251	59%	922
Total	100%	2756	100%	1569

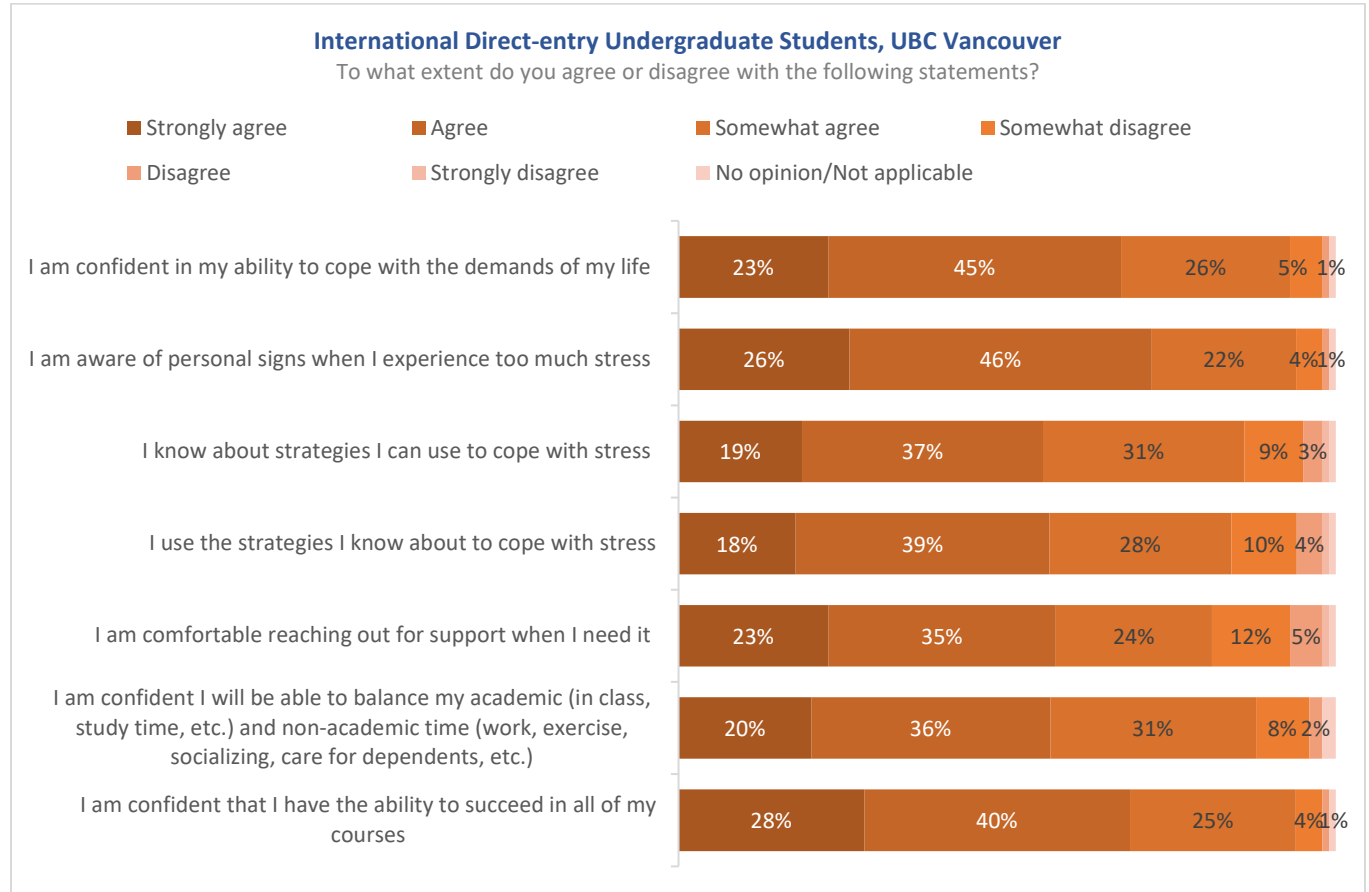
Most students are aware of at least one of the listed health related resources available at UBCV (70% domestic, 76% international).



UBCV	Domestic		International	
	%	n	%	n
UBC websites (e.g. https://students.ubc.ca/health/student-health-service)	44%	1202	56%	870
UBC wellness peers at UBC Wellness Centre (https://students.ubc.ca/health/wellness-centre)	23%	630	32%	500
UBC counsellors, doctors, or other medical professionals	47%	1266	42%	652
UBC professors/instructors	39%	1050	33%	517
Other UBC staff/personnel	25%	680	21%	335
None of the above	30%	804	24%	381
Total number of respondents	100%	2721	100%	1562

Domestic new to UBCV students are less likely than their international counterparts to “Agree” or “Strongly” agree on all seven wellbeing measures shown below.

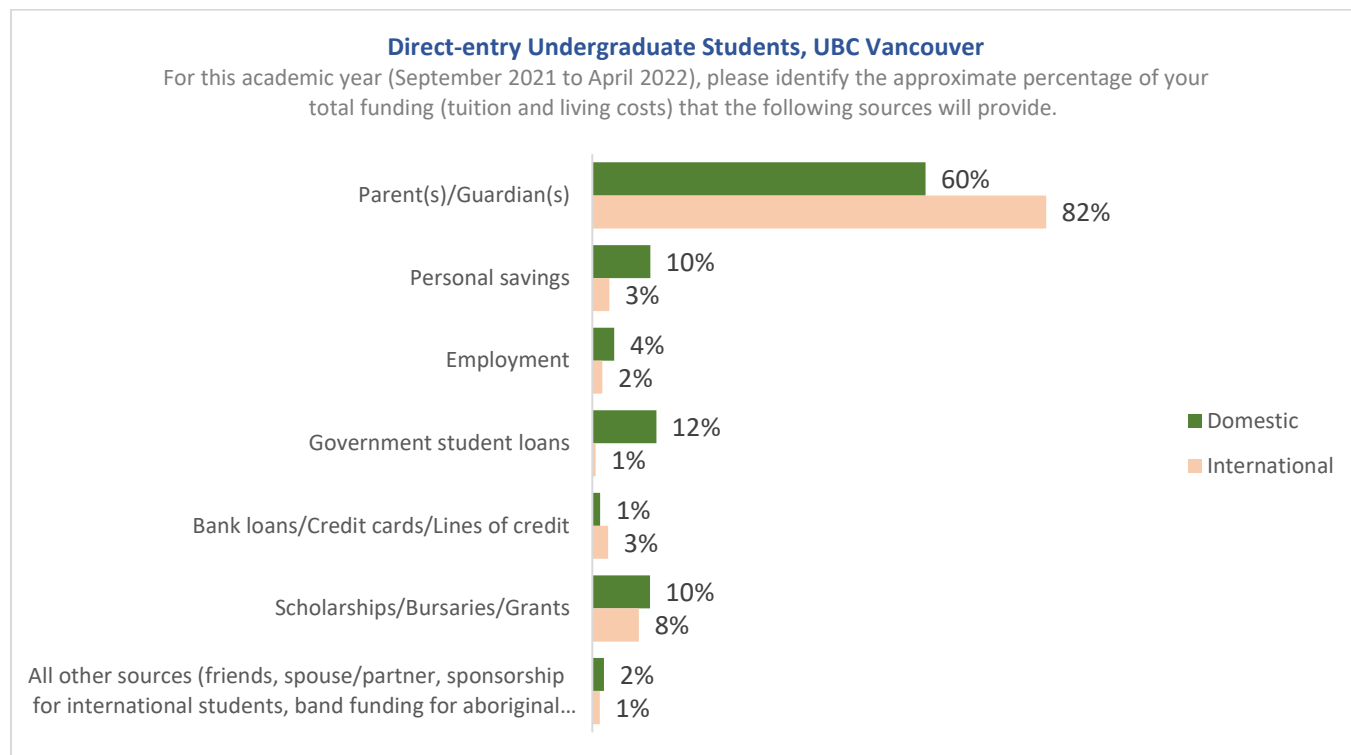




UBCV International	Strongly Agree/Agree	Including Somewhat agree	Strongly agree	Agree	Somewhat agree	Somewhat disagree	Disagree	Strongly disagree	No opinion/Not applicable	Total
I am confident in my ability to cope with the demands of my life	68%	94%	23%	45%	26%	5%	1%	0%	1%	1568
I am aware of personal signs when I experience too much stress	72%	94%	26%	46%	22%	4%	1%	0%	1%	1567
I know about strategies I can use to cope with stress	56%	87%	19%	37%	31%	9%	3%	1%	1%	1567
I use the strategies I know about to cope with stress	57%	85%	18%	39%	28%	10%	4%	1%	1%	1565
I am comfortable reaching out for support when I need it	58%	82%	23%	35%	24%	12%	5%	1%	1%	1565
I am confident I will be able to balance my academic and non-academic time	56%	87%	20%	36%	31%	8%	2%	0%	2%	1567
I am confident that I have the ability to succeed in all of my courses	68%	93%	28%	40%	25%	4%	1%	0%	1%	1565

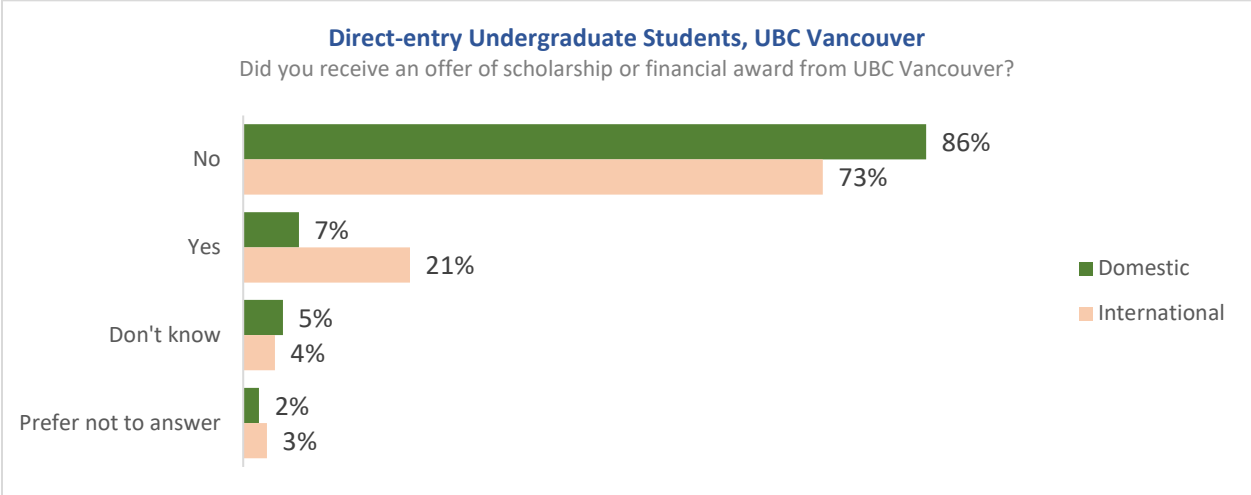
Section 9: Financial impact/concerns

New UBCV undergraduates finance their education primarily through help from their parents (60% Domestic, 82% International). Domestic students are more likely to report use of personal savings (10%), or Government student loans (12%).



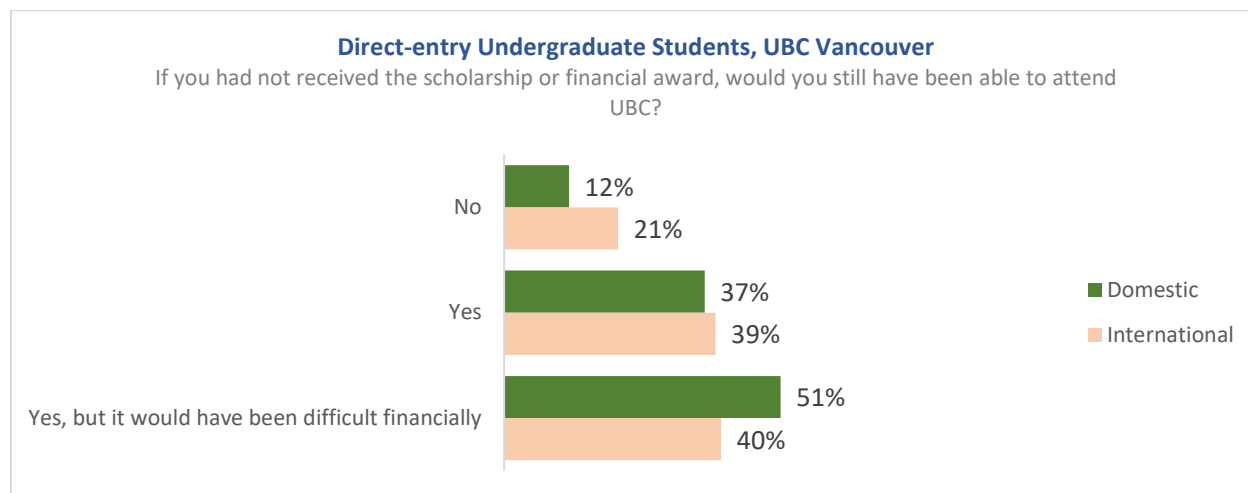
UBCV	Domestic	International
Parent(s)/Guardian(s)	60%	82%
Personal savings	10%	3%
Employment	4%	2%
Government student loans	12%	1%
Bank loans/Credit cards/Lines of credit	1%	3%
Scholarships/Bursaries/Grants	10%	8%
All other sources (friends, spouse/partner, sponsorship for international students, band funding for aboriginal students, etc.)	2%	1%
Total number of respondents	2662	1550

Of new UBCV undergraduates, 7% of domestic and 21% of international students received a scholarship or financial award from UBC.



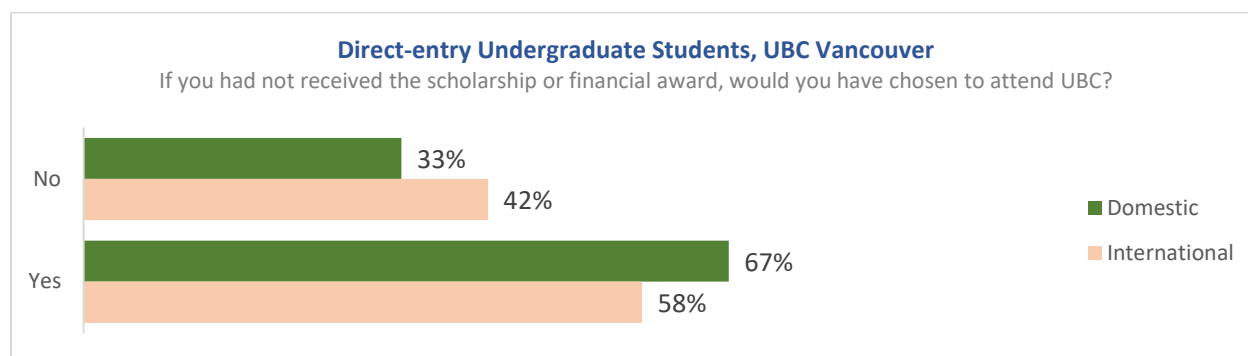
UBCV	Domestic		International	
	%	n	%	n
No	86%	2301	73%	1126
Yes	7%	188	21%	322
Don't know	5%	127	4%	61
Prefer not to answer	2%	46	3%	41
Total	100%	2662	100%	1550

New international UBCV undergraduates were most likely to say that they would not have been able to attend without a scholarship or financial award from UBC (21%) compared to new domestic UBCV undergraduates (12%).




UBCV	Domestic		International	
	%	n	%	n
No	12%	23	21%	68
Yes	37%	69	39%	125
Yes, but it would have been difficult financially	51%	94	40%	127
Total	100%	186	100%	300

New international UBCV undergraduates were most likely to say that they would not have chosen to attend UBCV without a scholarship or financial award from UBC (42%) compared to new domestic UBCV undergraduates (33%).




UBCV	Domestic		International	
	%	n	%	n
No	33%	61	42%	133
Yes	67%	125	58%	187
Total	100%	186	100%	320

The majority of new UBCV undergraduates have some degree of concern about financing their initial year at UBC (51% domestic, 56% international).



UBCV	Domestic		International	
	%	n	%	n
Very concerned	4%	96	4%	66
Concerned	6%	172	10%	148
Somewhat concerned	12%	322	13%	200
A little concerned	29%	758	29%	454
Not concerned	49%	1303	44%	677
Total	100%	2651	100%	1545

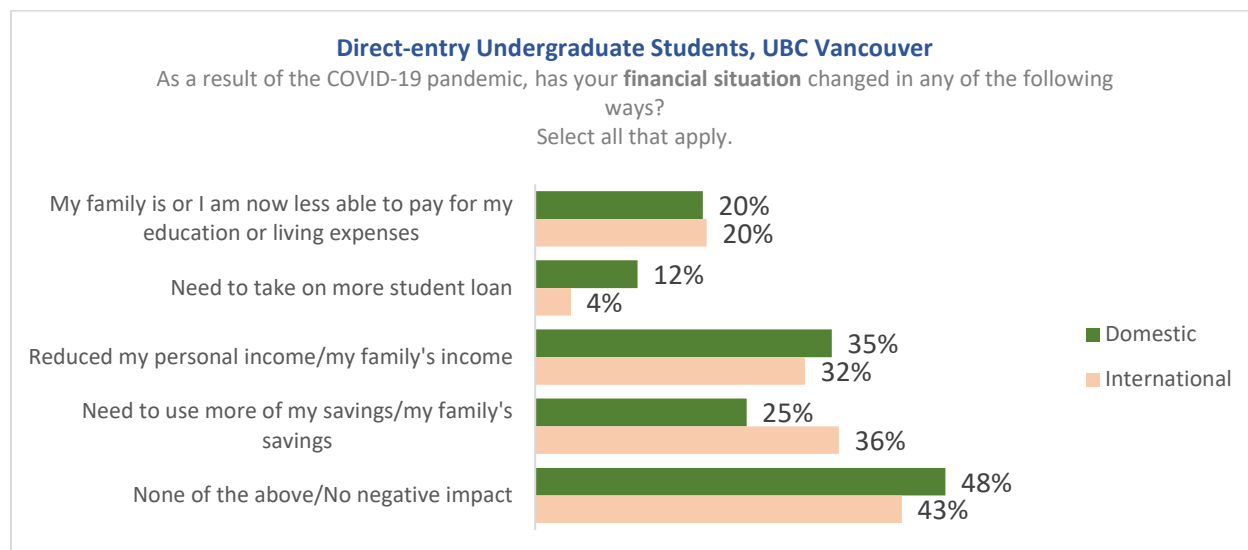
Most new UBCV undergraduates have some degree of concern about financing their entire education at UBC (80% domestic, 76% international).



UBCV	Domestic		International	
	%	n	%	n
Very concerned	11%	298	9%	142
Concerned	16%	422	14%	222
Somewhat concerned	22%	591	19%	291
A little concerned	31%	813	33%	515
Not concerned	20%	529	24%	372
Total	100%	2653	100%	1542

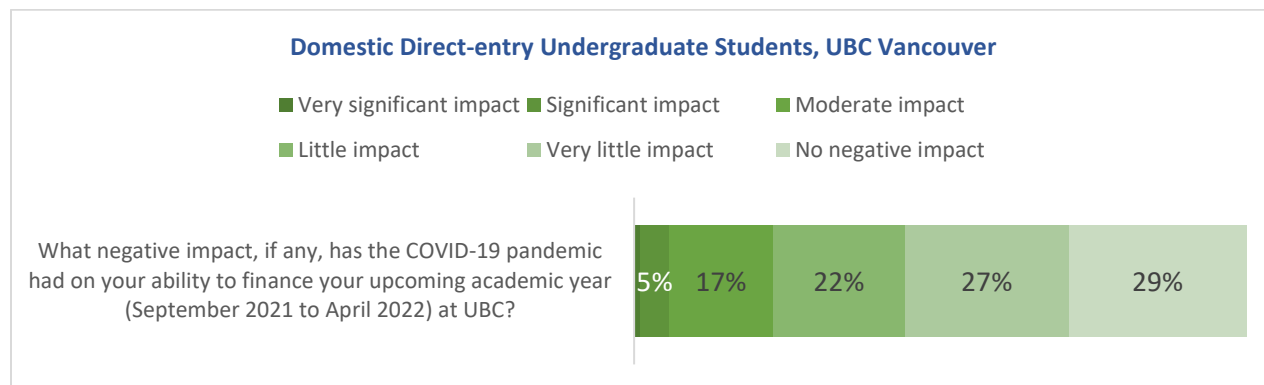
Section 10: COVID-19

The majority of new UBCV undergraduates have had some kind of financial situation change as a result of the COVID-19 pandemic (52% domestic, 57% international).

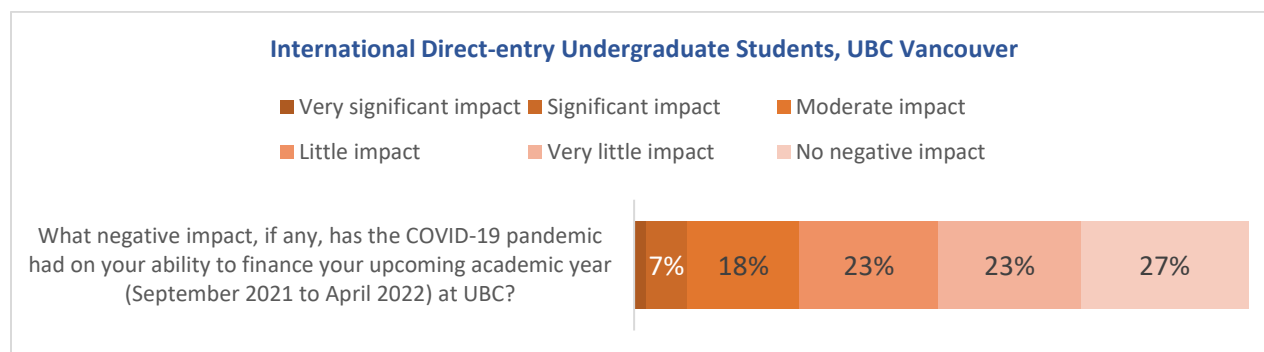


UBCV	Domestic		International	
	%	n	%	n
My family is or I am now less able to pay for my education or living expenses	20%	518	20%	310
Need to take on more student loan	12%	316	4%	65
Reduced my personal income/my family's income	35%	916	32%	488
Need to use more of my savings/my family's savings	25%	653	36%	550
None of the above/No negative impact	48%	1268	43%	663
Distinct Count of Respondents	100%	2,623	100%	1,536

Most new UBCV undergraduates have experienced some degree of negative impact from the COVID-19 pandemic on their ability to finance their upcoming year at UBC (71% domestic, 73% international).



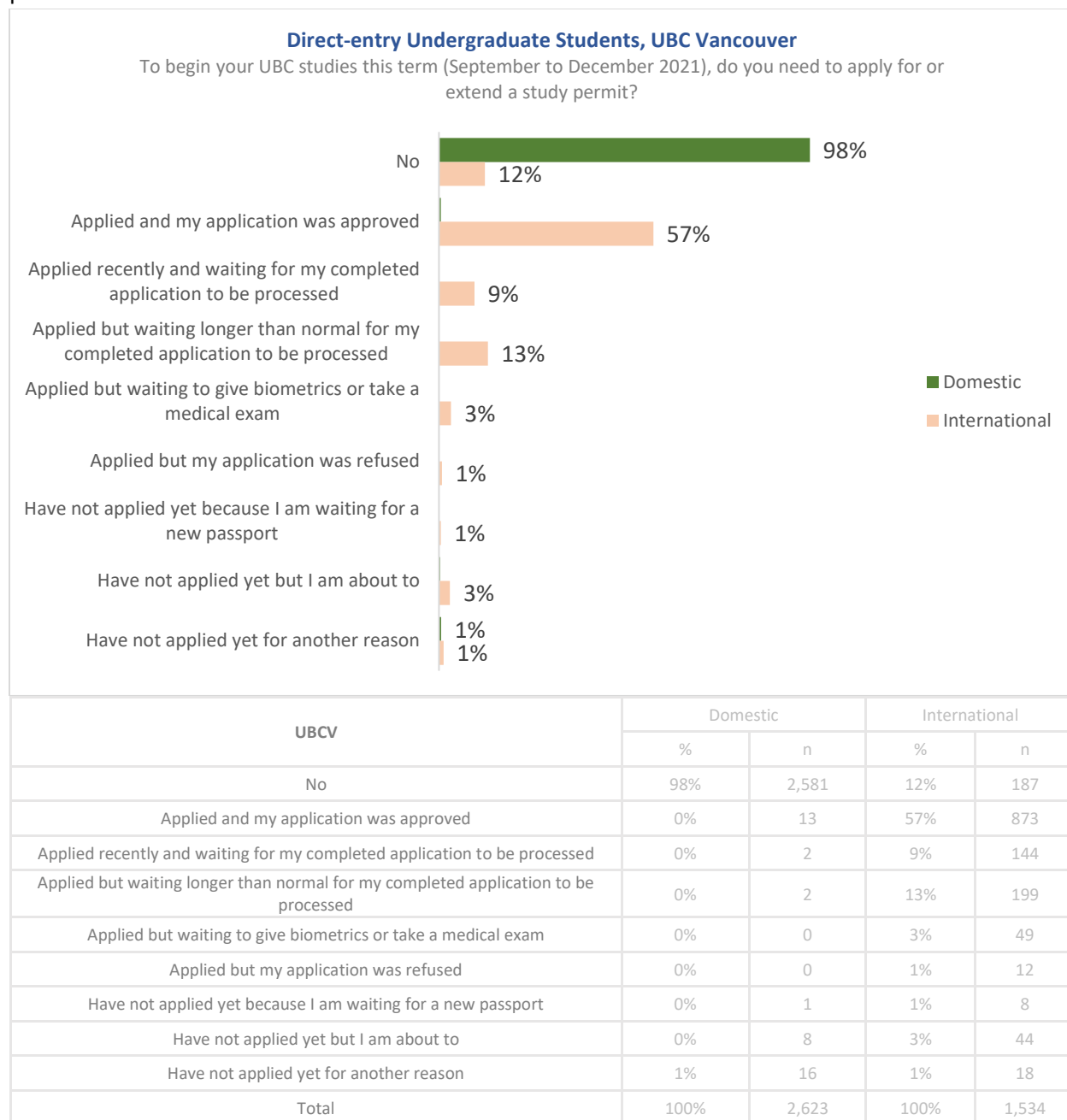
UBCV Domestic	Very significant impact/ Significant impact	Including moderate impact	Very significant impact	Significant impact	Moderate impact	Little impact	Very little impact	No negative impact	Total
What negative impact, if any, has the COVID-19 pandemic had on your ability to finance your upcoming academic year (September 2021 to April 2022) at UBC?	6%	23%	1%	5%	17%	22%	27%	29%	2,630



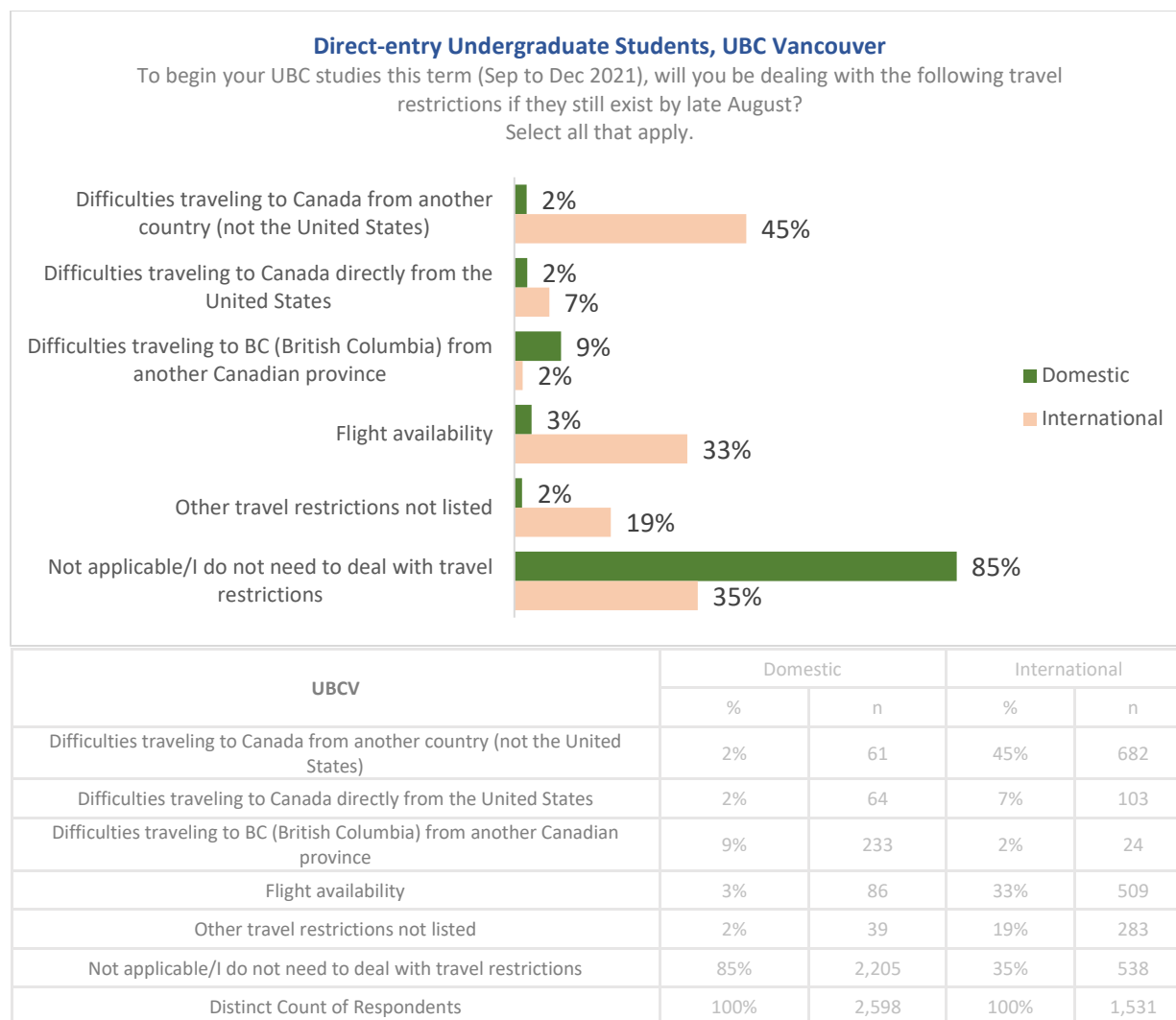
UBCV International	Very significant impact/ Significant impact	Including moderate impact	Very significant impact	Significant impact	Moderate impact	Little impact	Very little impact	No negative impact	Total
What negative impact, if any, has the COVID-19 pandemic had on your ability to finance your upcoming academic year (September 2021 to April 2022) at UBC?	9%	27%	2%	7%	18%	23%	23%	27%	1,534

Section 11: Study Permit

Most (87%) of new international UBCV undergraduates report needing to apply for or extend a study permit.

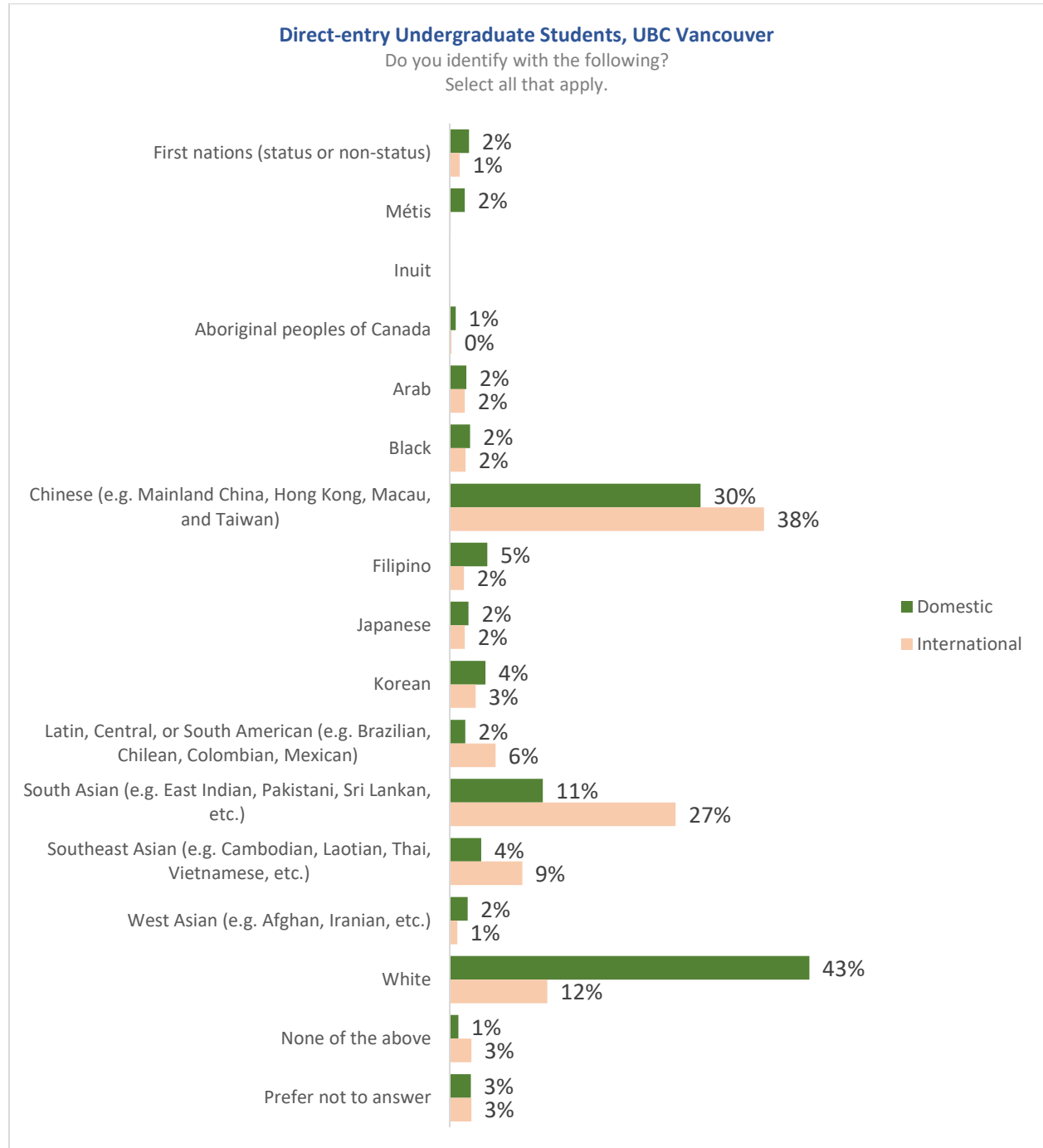


New to UBC 2021 Final Report – UBC Vancouver, Direct-entry, Undergraduate Students



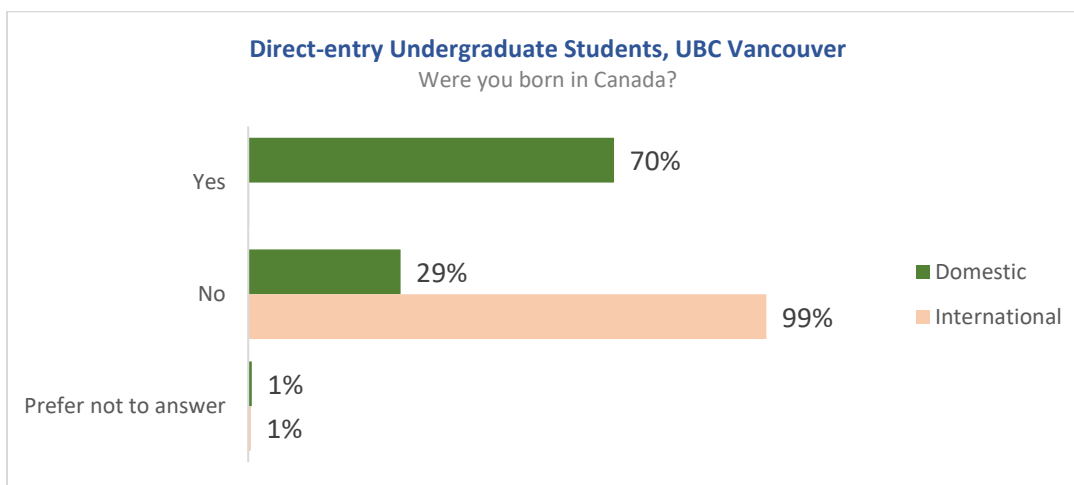
Section 12: Demographics

With the Demographics Project nearly complete, this section is undergoing a major revision for UES 2022 and NUBC 2022.

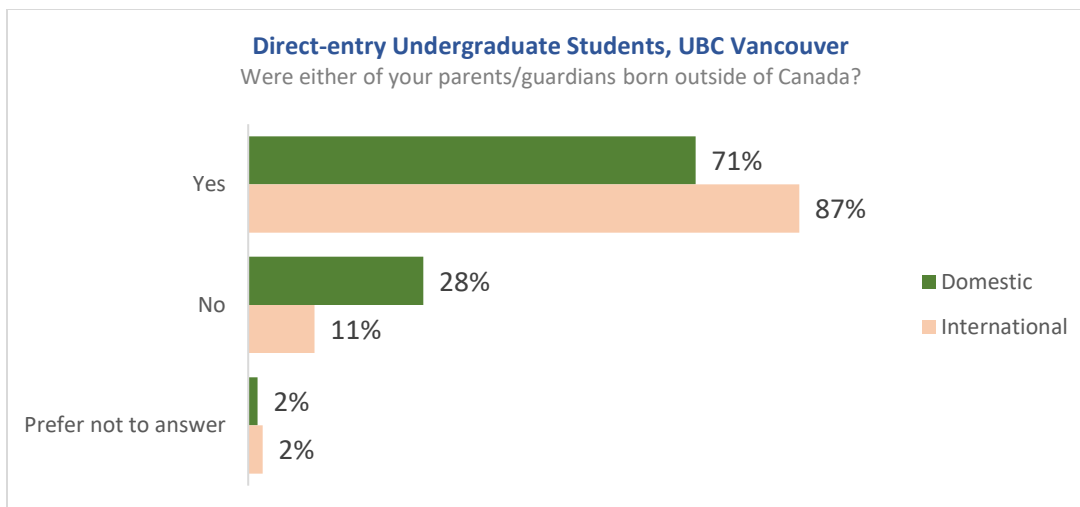


New to UBC 2021 Final Report – UBC Vancouver, Direct-entry, Undergraduate Students

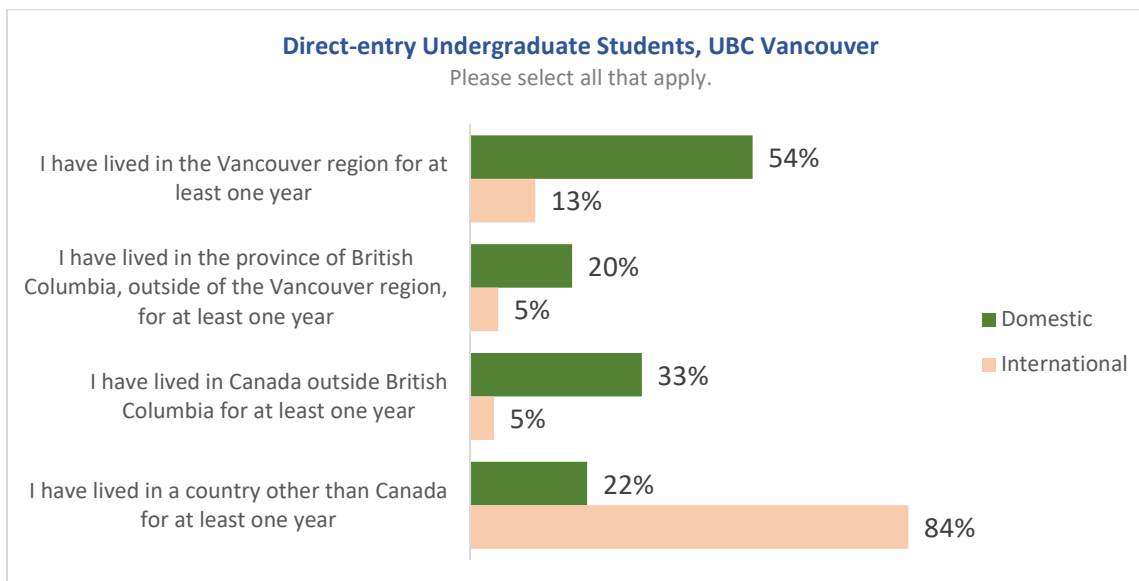
UBCV	Domestic		International	
	%	n	%	n
First nations (status or non-status)	2%	60	1%	19
Métis	2%	47	0%	2
Inuit	0%	2	0%	0
Aboriginal peoples of Canada	1%	19	0%	3
Arab	2%	52	2%	28
Black	2%	64	2%	29
Chinese (e.g. Mainland China, Hong Kong, Macau, and Taiwan)	30%	786	38%	575
Filipino	5%	118	2%	26
Japanese	2%	59	2%	27
Korean	4%	112	3%	48
Latin, Central, or South American (e.g. Brazilian, Chilean, Colombian, Mexican)	2%	49	6%	84
South Asian (e.g. East Indian, Pakistani, Sri Lankan, etc.)	11%	293	27%	413
Southeast Asian (e.g. Cambodian, Laotian, Thai, Vietnamese, etc.)	4%	99	9%	133
West Asian (e.g. Afghan, Iranian, etc.)	2%	56	1%	13
White	43%	1,127	12%	178
None of the above	1%	27	3%	39
Prefer not to answer	3%	66	3%	40
Distinct Count of Respondents	100%	2,613	100%	1,525



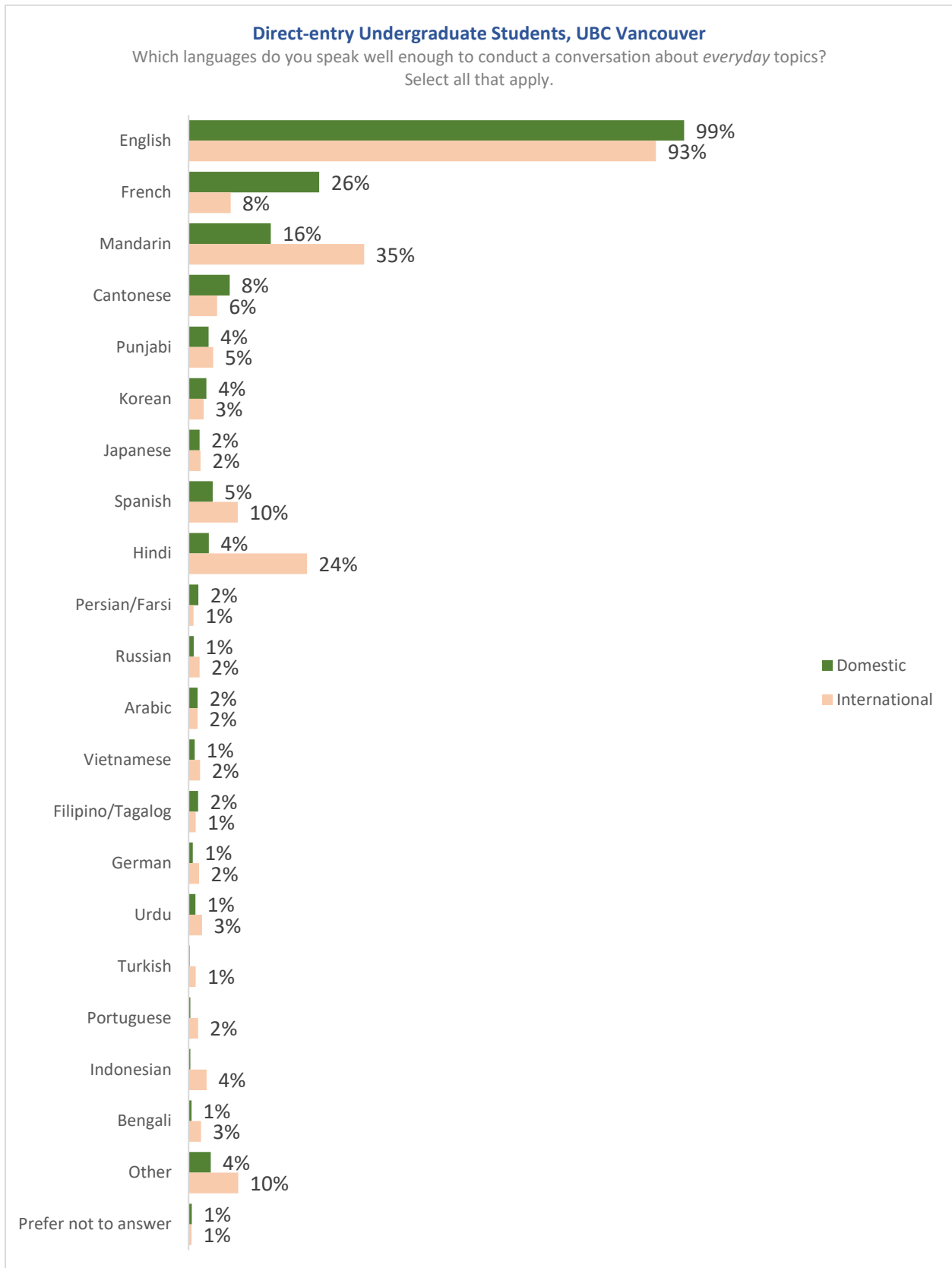
UBCV	Domestic		International	
	%	n	%	n
Yes	70%	1,828	0%	3
No	29%	764	99%	1,523
Prefer not to answer	1%	18	1%	8
Total	100%	2,610	100%	1,534



UBCV	Domestic		International	
	%	n	%	n
Yes	71%	1,851	87%	1,338
No	28%	725	11%	161
Prefer not to answer	2%	38	2%	35
Total	100%	2,614	100%	1,534

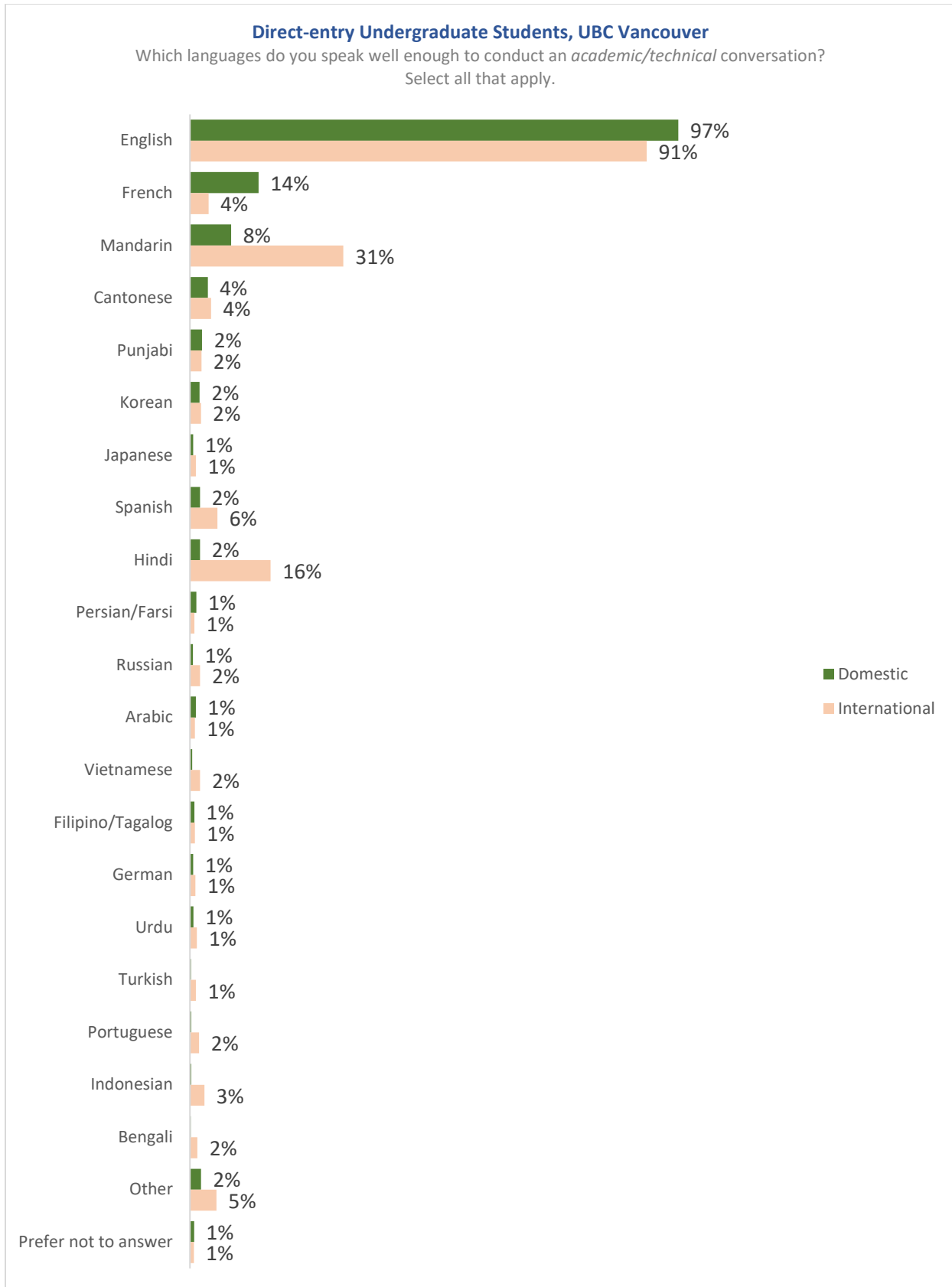


UBCV	Domestic		International	
	%	n	%	n
I have lived in the Vancouver region for at least one year	54%	1,404	13%	181
I have lived in the province of British Columbia, outside of the Vancouver region, for at least one year	20%	507	5%	78
I have lived in Canada outside British Columbia for at least one year	33%	853	5%	67
I have lived in a country other than Canada for at least one year	22%	583	84%	1,210
Distinct Count of Respondents	100%	2,597	100%	1,443



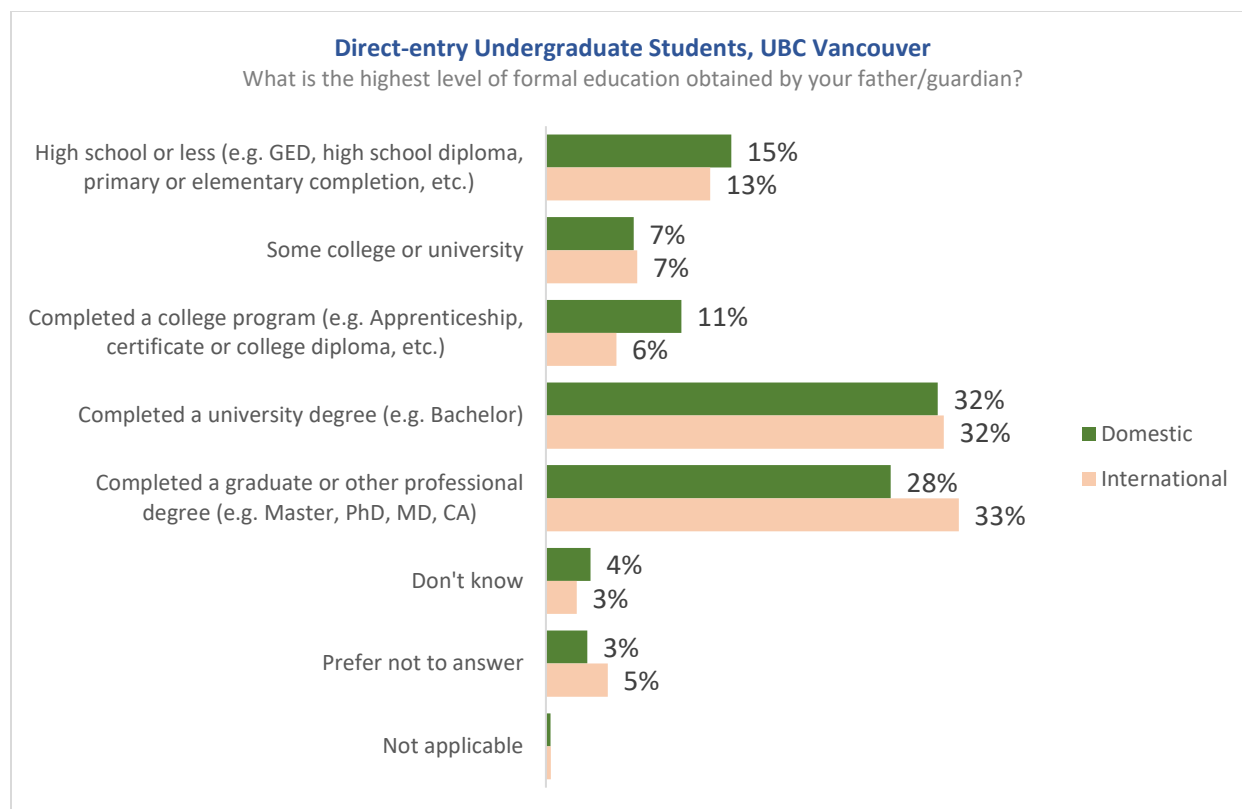
New to UBC 2021 Final Report – UBC Vancouver, Direct-entry, Undergraduate Students

UBCV	Domestic		International	
	%	n	%	n
English	99%	2,586	93%	1,430
French	26%	682	8%	128
Mandarin	16%	429	35%	538
Cantonese	8%	214	6%	87
Punjabi	4%	104	5%	75
Korean	4%	93	3%	46
Japanese	2%	57	2%	37
Spanish	5%	126	10%	150
Hindi	4%	105	24%	363
Persian/Farsi	2%	51	1%	15
Russian	1%	27	2%	34
Arabic	2%	47	2%	28
Vietnamese	1%	32	2%	35
Filipino/Tagalog	2%	50	1%	21
German	1%	22	2%	32
Urdu	1%	36	3%	42
Turkish	0%	5	1%	21
Portuguese	0%	9	2%	29
Indonesian	0%	9	4%	56
Bengali	1%	16	3%	38
Other	4%	116	10%	152
Prefer not to answer	1%	17	1%	9
Distinct Count of Respondents	100%	2,617	100%	1,534




New to UBC 2021 Final Report – UBC Vancouver, Direct-entry, Undergraduate Students

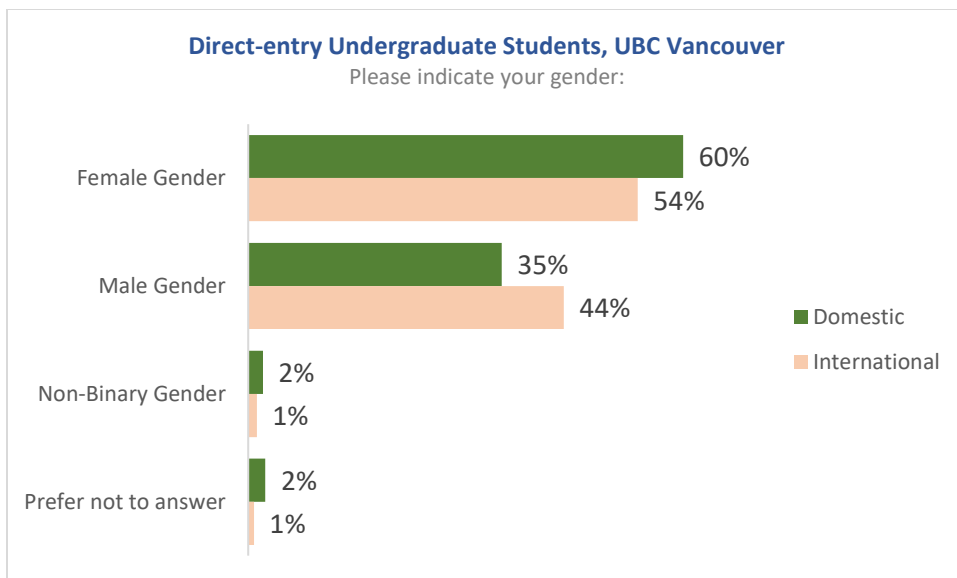
UBCV	Domestic		International	
	%	n	%	n
English	97%	2,539	91%	1,394
French	14%	357	4%	55
Mandarin	8%	214	31%	469
Cantonese	4%	93	4%	65
Punjabi	2%	63	2%	35
Korean	2%	50	2%	34
Japanese	1%	17	1%	19
Spanish	2%	52	6%	84
Hindi	2%	53	16%	245
Persian/Farsi	1%	33	1%	14
Russian	1%	16	2%	30
Arabic	1%	31	1%	15
Vietnamese	0%	12	2%	30
Filipino/Tagalog	1%	23	1%	16
German	1%	17	1%	17
Urdu	1%	18	1%	21
Turkish	0%	5	1%	19
Portuguese	0%	7	2%	28
Indonesian	0%	6	3%	45
Bengali	0%	5	2%	22
Other	2%	58	5%	81
Prefer not to answer	1%	22	1%	12
Distinct Count of Respondents	100%	2,606	100%	1,530



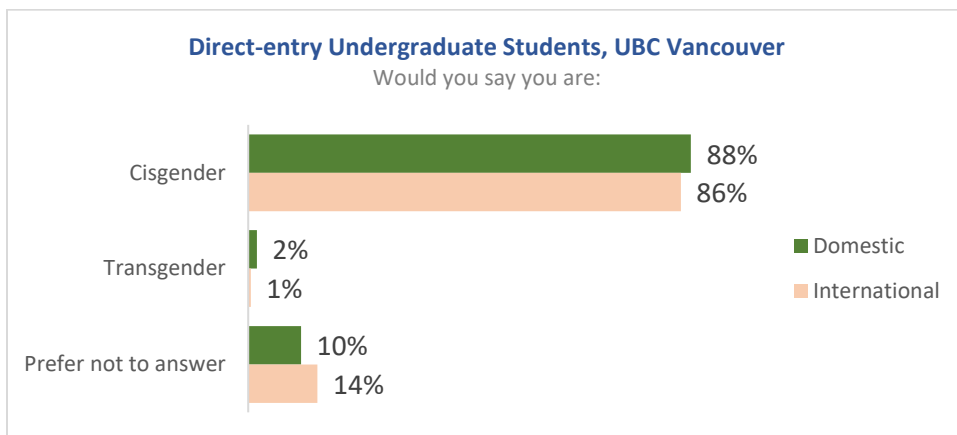
UBCV	Domestic		International	
	%	n	%	n
High school or less (e.g. GED, high school diploma, primary or elementary completion, etc.)	15%	391	13%	203
Some college or university	7%	185	7%	114
Completed a college program (e.g. Apprenticeship, certificate or college diploma, etc.)	11%	285	6%	87
Completed a university degree (e.g. Bachelor)	32%	825	32%	494
Completed a graduate or other professional degree (e.g. Master, PhD, MD, CA)	28%	726	33%	512
Don't know	4%	94	3%	39
Prefer not to answer	3%	87	5%	76
Not applicable	0%	10	0%	6
Total	100%	2,603	100%	1,531



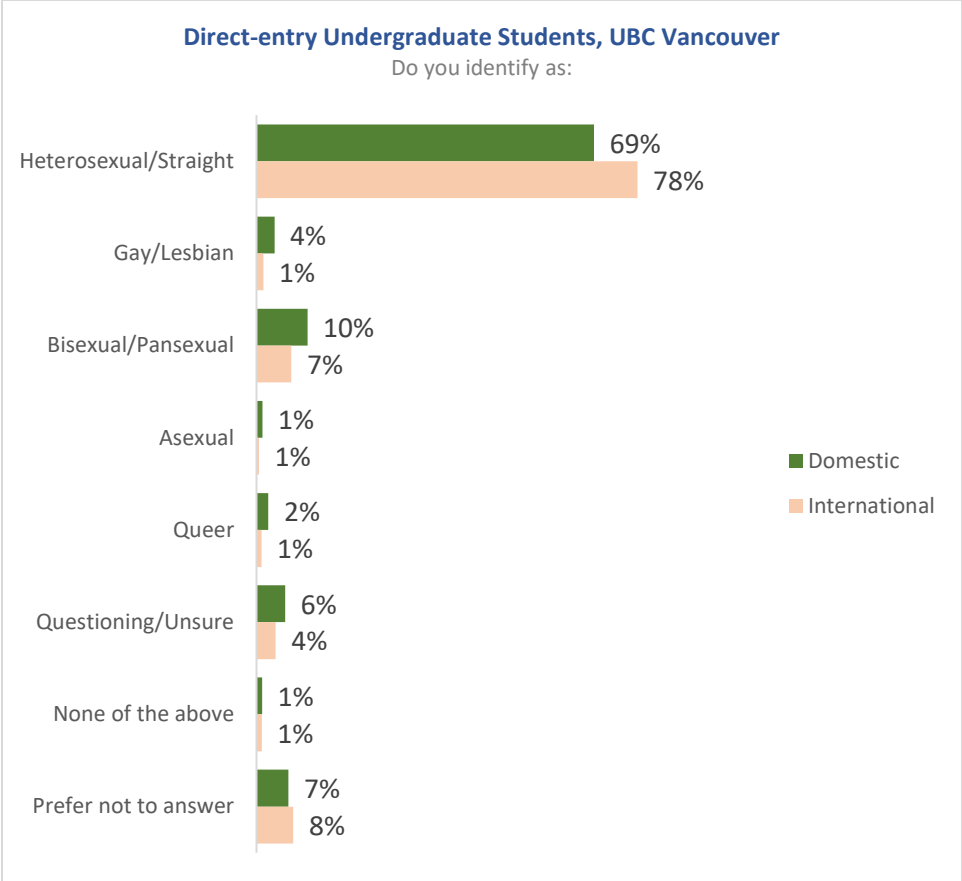
UBCV	Domestic		International	
	%	n	%	n
High school or less (e.g. GED, high school diploma, primary or elementary completion, etc.)	10%	249	7%	105
Some college or university	8%	208	8%	123
Completed a college program (e.g. Apprenticeship, certificate or college diploma, etc.)	13%	327	8%	119
Completed a university degree (e.g. Bachelor)	38%	988	41%	615
Completed a graduate or other professional degree (e.g. Master, PhD, MD, CA)	25%	631	29%	431
Don't know	3%	86	2%	23
Prefer not to answer	3%	83	6%	93
Not applicable	0%	3	0%	3
Total	100%	2,575	100%	1,512



UBCV	Domestic		International	
	%	n	%	n
Female Gender	60%	1,573	54%	830
Male Gender	35%	918	44%	671
Non-Binary Gender	2%	53	1%	18
Prefer not to answer	2%	62	1%	13
Total	100%	2,606	100%	1,532



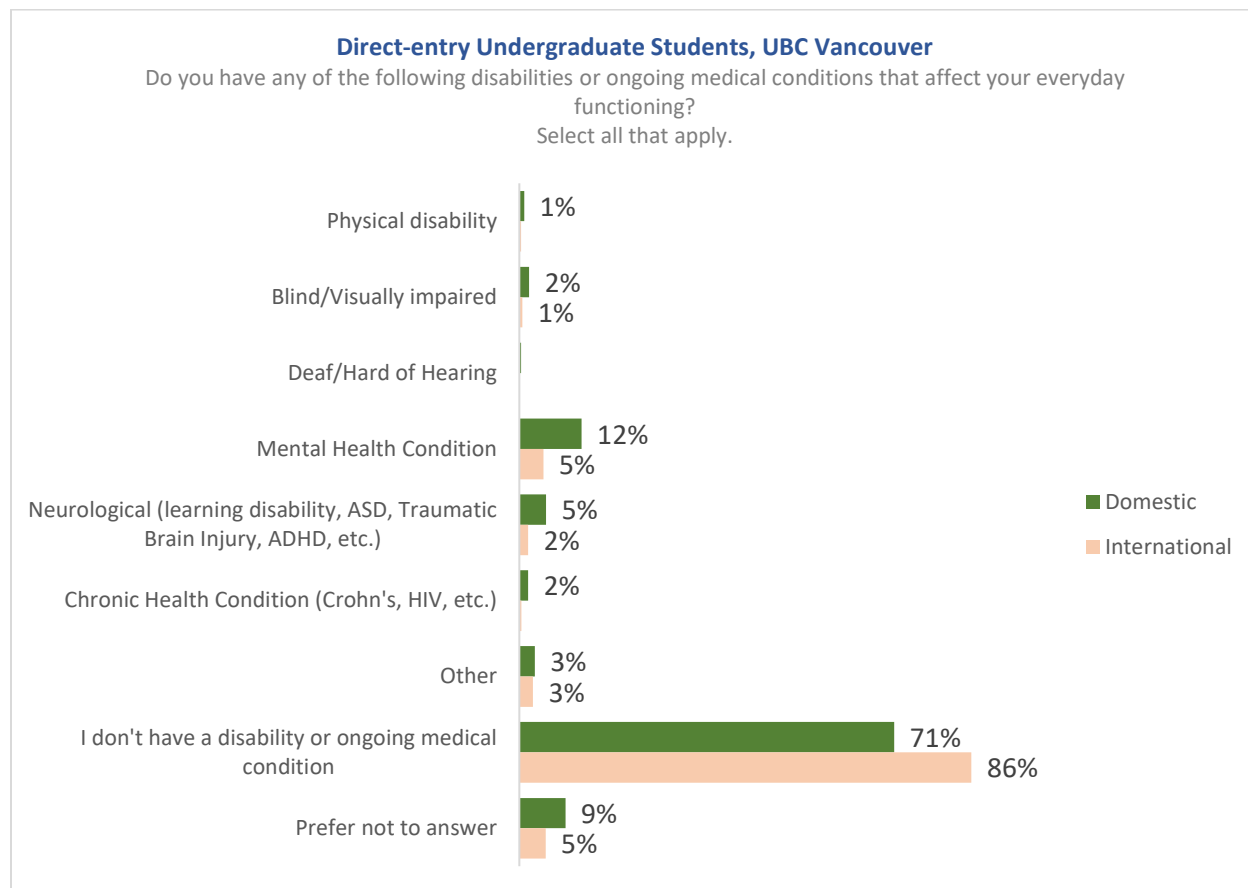
UBCV	Domestic		International	
	%	n	%	n
Cisgender	88%	2,166	86%	1,214
Transgender	2%	42	1%	7
Prefer not to answer	10%	258	14%	194
Total	100%	2,466	100%	1,415



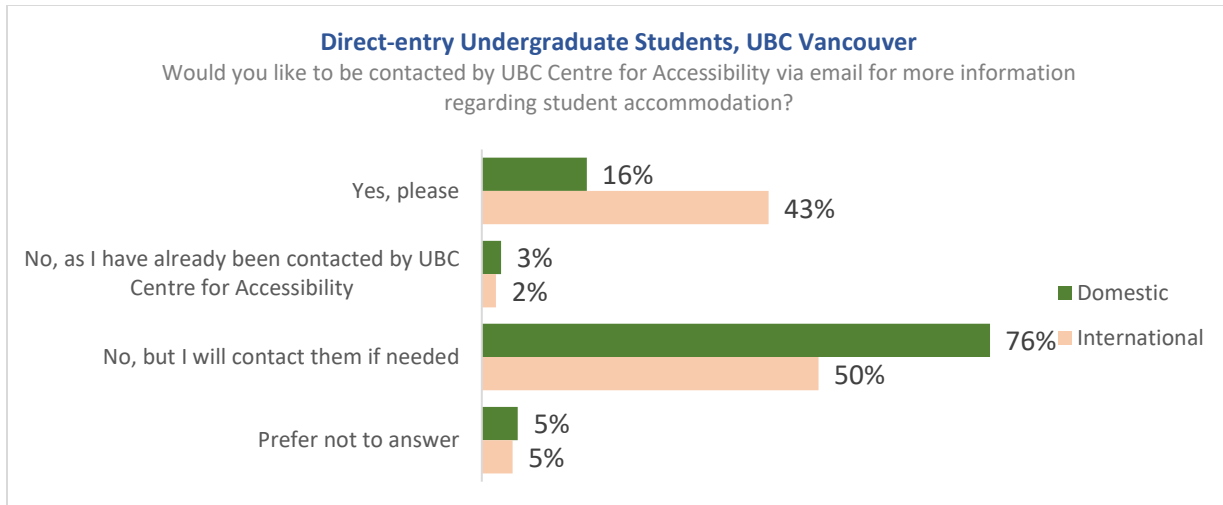
UBCV	Domestic		International	
	%	n	%	n
Heterosexual/Straight	69%	1,763	78%	1,167
Gay/Lesbian	4%	94	1%	21
Bisexual/Pansexual	10%	267	7%	105
Asexual	1%	31	1%	8
Queer	2%	62	1%	15
Questioning/Unsure	6%	150	4%	58
None of the above	1%	30	1%	16
Prefer not to answer	7%	167	8%	112
Total	100%	2,564	100%	1,502

Section 13: Disability Accommodation

Most new UBCV undergraduates report they do not have a disability (71% domestic, 86% international). The most commonly reported disabilities are mental health (12% domestic, 5% international) or Neurological (5% domestic, 2% international).



UBCV	Domestic		International	
	%	n	%	n
Physical disability	1%	23	0%	4
Blind/Visually impaired	2%	46	1%	9
Deaf/Hard of Hearing	0%	8	0%	1
Mental Health Condition	12%	294	5%	68
Neurological (learning disability, ASD, Traumatic Brain Injury, ADHD, etc.)	5%	126	2%	26
Chronic Health Condition (Crohn's, HIV, etc.)	2%	41	0%	6
Other	3%	73	3%	38
I don't have a disability or ongoing medical condition	71%	1,773	86%	1,279
Prefer not to answer	9%	218	5%	75
Distinct Count of Respondents	100%	2,483	100%	1,485



UBCV	Domestic		International	
	%	n	%	n
Yes, please	16%	399	43%	652
No, as I have already been contacted by UBC Centre for Accessibility	3%	73	2%	32
No, but I will contact them if needed	76%	1,934	50%	764
Prefer not to answer	5%	137	5%	70
Total	100%	2,543	100%	1,518