
New to UBC 2021 Okanagan Undergraduates: Final Report

This is a report on the findings from the New to UBC (NUBC) 2021 Survey of new UBC Okanagan undergraduate students first enrolling at UBC in September 2021. The data collection period was from August 9 to August 30, 2021.

UBCO	Invited new to UBCO undergraduates	Completed sample size	Complete response rate	Complete + Partial ¹ sample size	Complete + Partial Response Rate
Direct-entry	2355	1138	48%	1691	72%
Direct-entry, Domestic	1752	840	48%	1262	72%
Direct-entry, International	603	298	49%	429	71%

BACKGROUND

The New to UBC (NUBC) survey is conducted annually of new, incoming undergraduate students of both UBC campuses, UBC Vancouver and UBC Okanagan. The survey provides a snapshot of what new, incoming UBC undergraduate students have experienced before they begin their UBC studies in September, including information of their prior knowledge, abilities, points of view, and their perceived needs and concerns. This information helps the UBC administration in its efforts to support the students' transition from high school or another post-secondary institution to UBC.

METHODOLOGY

All new, incoming UBCO undergraduate students were invited to participate in the NUBC survey (N=2994) online via email on August 9, 2021. Four reminders were sent, about every four to five days after the first day.

Both direct-entry undergraduates entering UBCO from high school (N=2355) and undergraduates transferring from another post-secondary institution (N=639) were invited. ***All analyses in this report focus on new direct-entry UBCO undergraduates.***

The survey instrument was significantly revised in 2021 to better align the questions with the current strategic priorities of UBC, reducing comparability to the 2020 version. The Executive summary contains some comparisons between the two years, but the body of the report does not.

¹ In Qualtrics a complete response is when a student clicks “submit” at the end of the survey. A partial response indicates the student did not click “submit” at the end.

Contents

- Background 1
- Methodology..... 1
- Executive Summary..... 3
- Summary of Findings..... 5
 - Section 1: Where students live 5
 - Section 2: Overall Experience 7
 - Section 3: Student Mindset..... 13
 - Section 4: UBC Communications..... 17
 - Section 5: Learning Goals..... 26
 - Section 6: Course Registrations 28
 - Section 7: Transportation 30
 - Section 8: Wellbeing 34
 - Section 9: Financial impact/concerns 38
 - Section 10: COVID-19..... 43
 - Section 11: Study Permit..... 45
 - Section 12: Demographics 47
 - Section 13: Disability Accommodation 58

EXECUTIVE SUMMARY

Overall satisfaction with UBC. New UBCO domestic undergraduates in 2021 report the same levels of satisfaction with their overall experience with UBC (2021: 74% 2020: 74%) whereas international students report higher levels of satisfaction this year (2021: 75%, 2020: 71%).

UBC communications. Most UBCO undergraduates feel that their communications from UBC are sent at the right time (59% domestic, 69% international). They are either satisfied with how often they receive email communication from UBC (59% domestic, 57% international) or would like to receive email communication more often (33% domestic, 39% international). They are fairly satisfied with communications on what precautions UBC has taken to protect students and updates on how UBC is proceeding with COVID-19 (62% domestic, 70% international), although they are less satisfied with UBC's communication regarding student housing for this year (42% domestic, 57% international).

Course registration. New UBCO undergraduates in 2021 had a positive overall experience registering for their classes. They knew the date and time their course registration opened (91% domestic, 90% international) and most felt that they had enough time to create their work lists for registration (83% domestic, 84% international). They were less likely to say they received course selection and registration support in a timely manner (66% domestic, 73% international).

What do undergraduates want to get out of their UBC education? (1) Finding a meaningful career, (2) personal growth and development, and (3) community, friendship, personal connection are the most important outcomes that new UBCO undergraduates want from their UBC education.

Health and wellbeing. Most new UBCO undergraduates say they currently have access to a family doctor or other specialists (79% domestic, 52% international). While only a minority are currently receiving or accessing mental health support (19% domestic, 16% international), many are concerned about their mental health while studying at UBC (52% domestic, 41% international).

Stress management. This year, new UBCO undergraduates report less confidence in their ability to succeed in their courses than reported in 2020 for both domestic (2021: 61%, 2020: 72%) and international (2021: 72%, 2020: 78%) students. Similarly, domestic (2021: 55%, 2020: 72%) and international (2021: 69%, 2020: 80%) students report less confidence in their ability to cope with the demands of life.

Living arrangements / Commute. Most new UBCO undergraduates (60% domestic, 77% international) report they plan to live on campus. A few live near campus on Academy Hill or Quail Ridge (7% domestic, 4% international), or in other areas of the Central Okanagan (30% domestic, 6% international). Of those commuting, the majority report they expect a half hour or less to commute to UBCO (64% domestic, 72% international)².

² In 2020, transportation question was asked of all students who were planning to live on campus, near campus or in the campus region (Lower Mainland or Central Okanagan). In 2021, transportation question was only asked of students who responded that they are planning to commute to campus.

Immigration issues. 87% of new international UBCO undergraduates report they plan to come to Canada to study at UBC this term (Sep to Dec 2021).

- 6% because they plan to study outside of Canada next term.
- 7% say they do not know where they plan to live yet.

In August, the majority of new international UBCO undergraduates may have dealt with immigration issues:

- Most (82%) had applied for their study permit; just 8% said they had not applied yet.
- 19% said they had applied for their study permit but were waiting “longer than normal” for their completed application to be processed.
- 12% said they had applied recently and were waiting for their completed application to be processed.
- 3% said they had applied but were waiting to give biometrics or take a medical exam.

Travel issues. Most new international UBCO undergraduates (69%) report that they expected to experience travel issues or restrictions. Only 31% say “not applicable / I do not need to deal with travel restrictions.” Over half (52%) report difficulties traveling to Canada from a country other than the United States, and about a third (32%) report difficulties with flight availability.

Financial impact / concerns. The majority of new UBCO undergraduates (52% domestic, 57% international) report that their financial situation has been affected by the COVID-19 pandemic. New international UBCO undergraduates, compared to their domestic counterparts, are more likely to report that the COVID-19 pandemic means they have used more of their own savings or their family’s savings (26% domestic, 33% international).

A minority of domestic (2021: 6%, 2020: 13%) and international (2021: 11%, 2020: 14%) new UBCO students report that the COVID-19 pandemic has had a “very significant” or “significant” impact on their ability to finance their upcoming academic year in 2021³. Similarly, international students have less concern this fall about their ability to finance their initial year at UBC (2021: 16%, 2020: 23%) whereas domestic students have similar levels of concern (2021: 10%, 2020: 11%).

Funding / scholarship. New UBCO undergraduates generally rely on their parents to fund their tuition and living costs. On average, domestic students report they receive 52% of funding from their parents, and international students report 82%, similar to previous NUBC survey data. Domestic students reported that even without a scholarship or financial award from UBC they would have been able to attend UBC (2021: 88% 2020: 91%). However, international students were less likely to report they would have been able to attend UBC in 2021 without a scholarship or bursary (2021: 64% 2020: 80%).

Domestic undergraduates this year say that they still would have chosen to attend UBC even if they had not received the UBC scholarship or financial award (2021: 75% 2020: 76%) but a lower proportion of international students indicated that they still would have selected UBC (2021: 40% 2020: 60%).

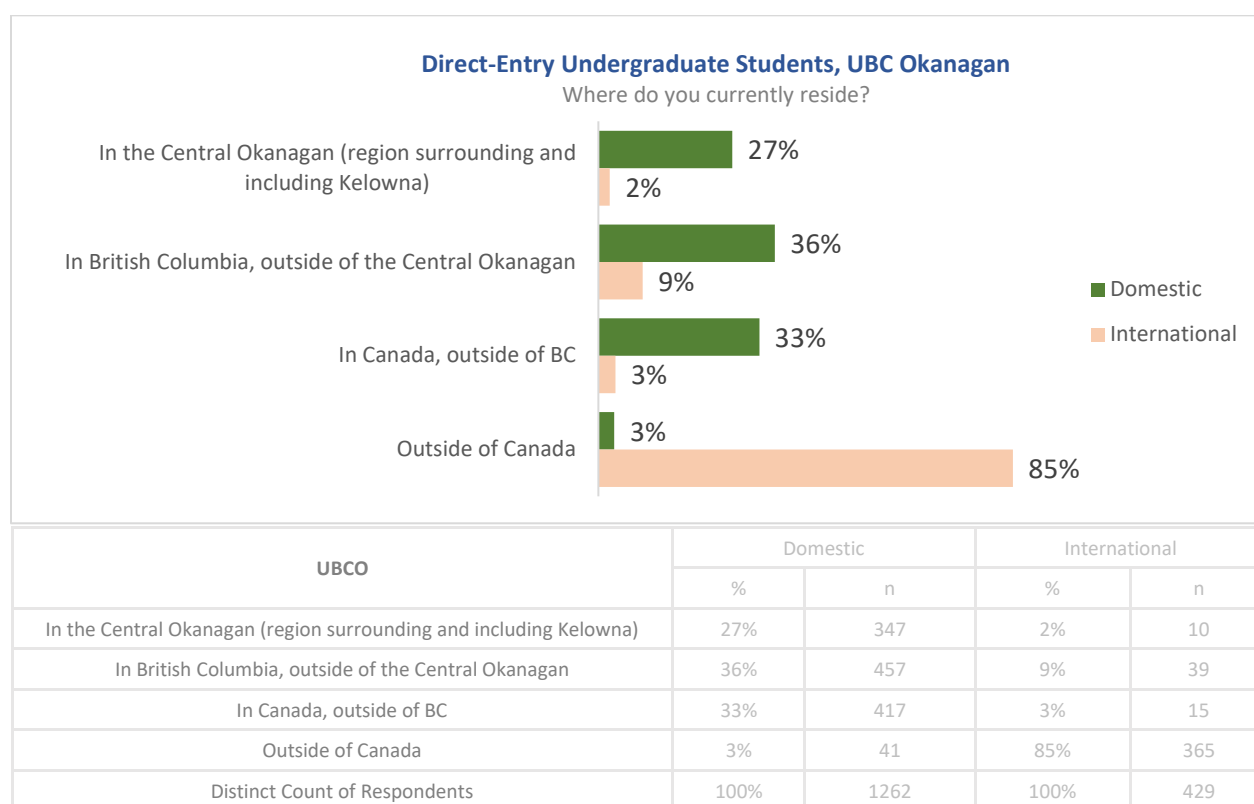
³ In 2021, a new option ‘No negative impact’ was added to the question. This option was not available in 2020. Therefore the percentages may not be directly comparable.

SUMMARY OF FINDINGS

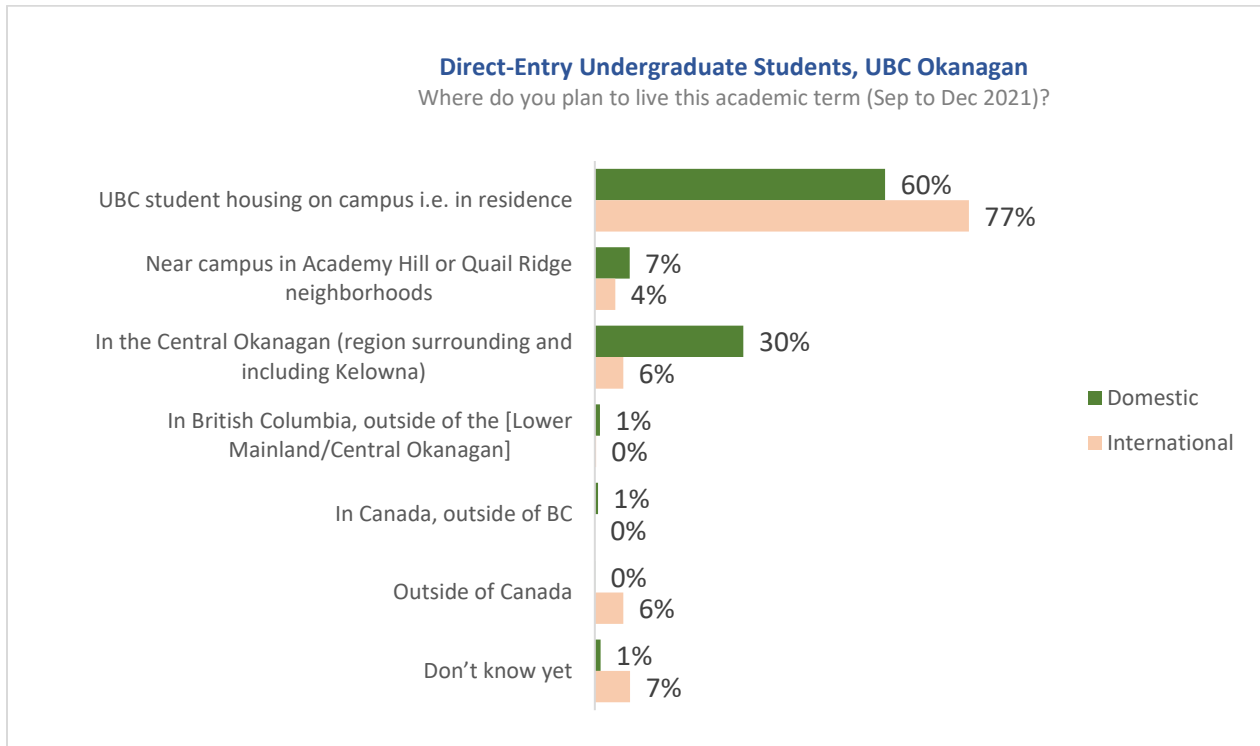
The following analyses includes new direct-entry domestic and international UBCO undergraduates. Much of the New to UBC survey changed in 2021, with either new questions, reworded questions, or changed response options. Due to these changes, comparisons with NUBC 2020 are not made in this report.

Section 1: Where students live

The majority of new UBCO undergraduates report living outside of the Central Okanagan (73% domestic, 98% international) at the time of the survey.



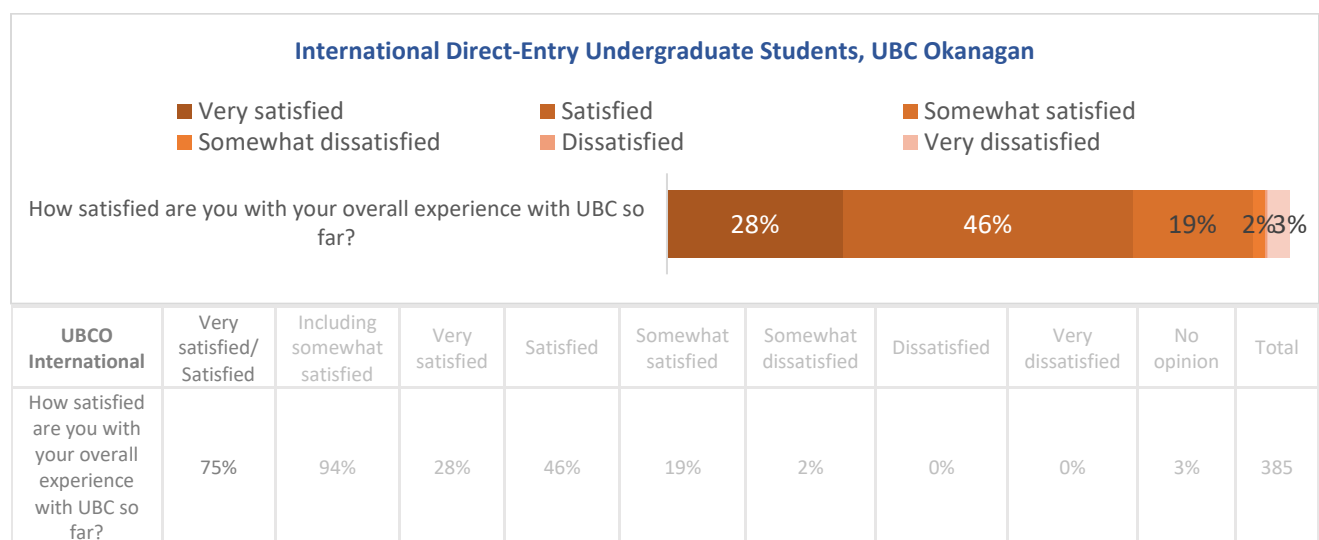
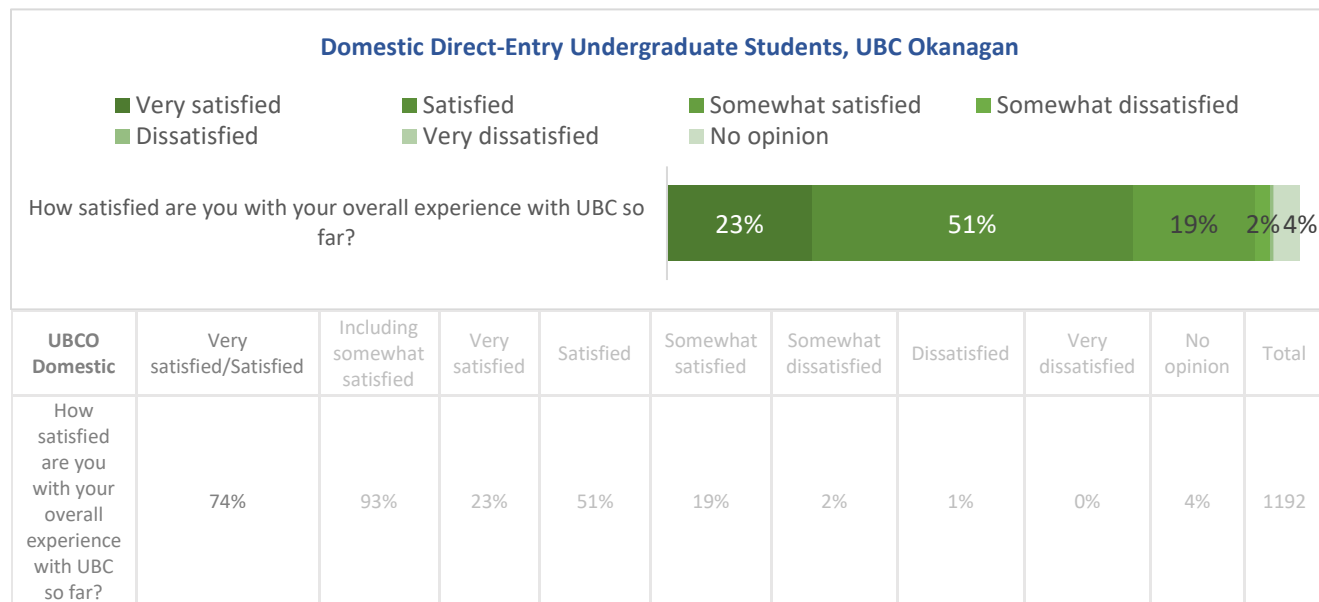
The majority of new to UBCO undergraduates plan to live either on or near to campus (domestic 67%, international 81%).



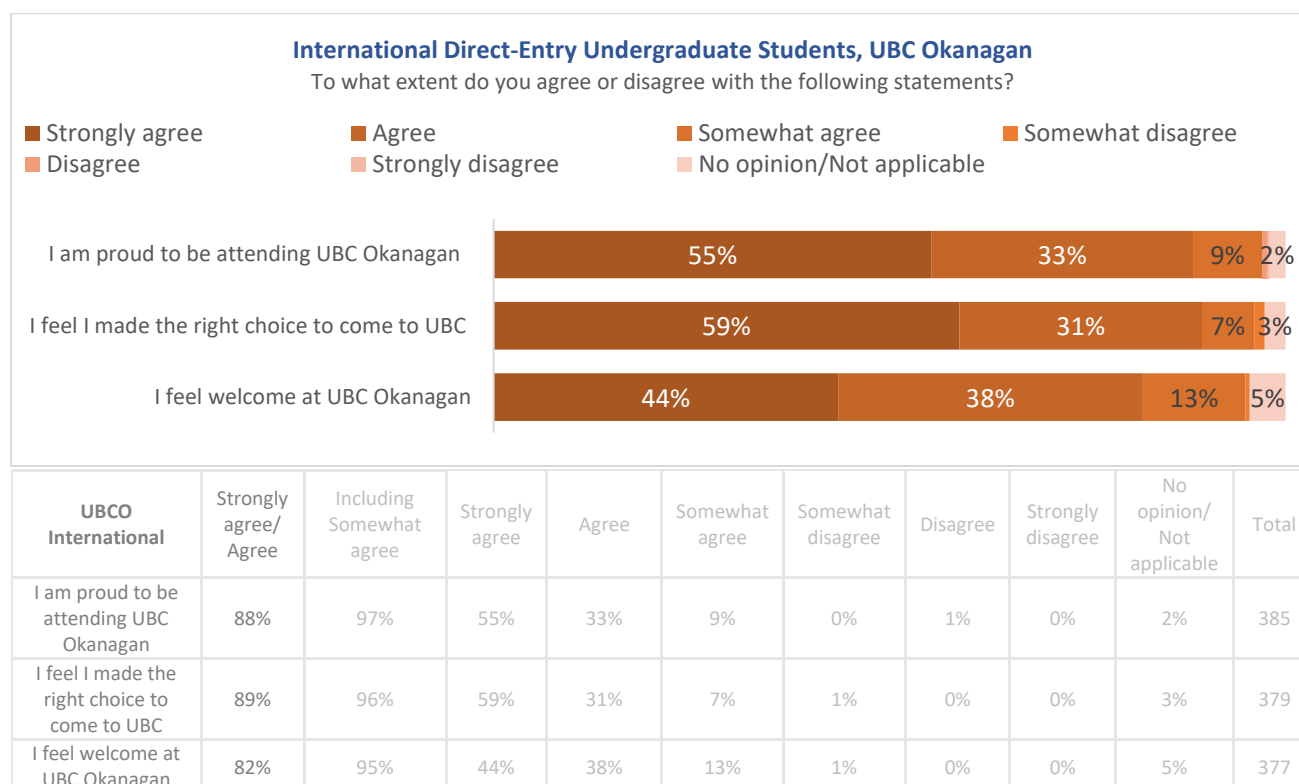
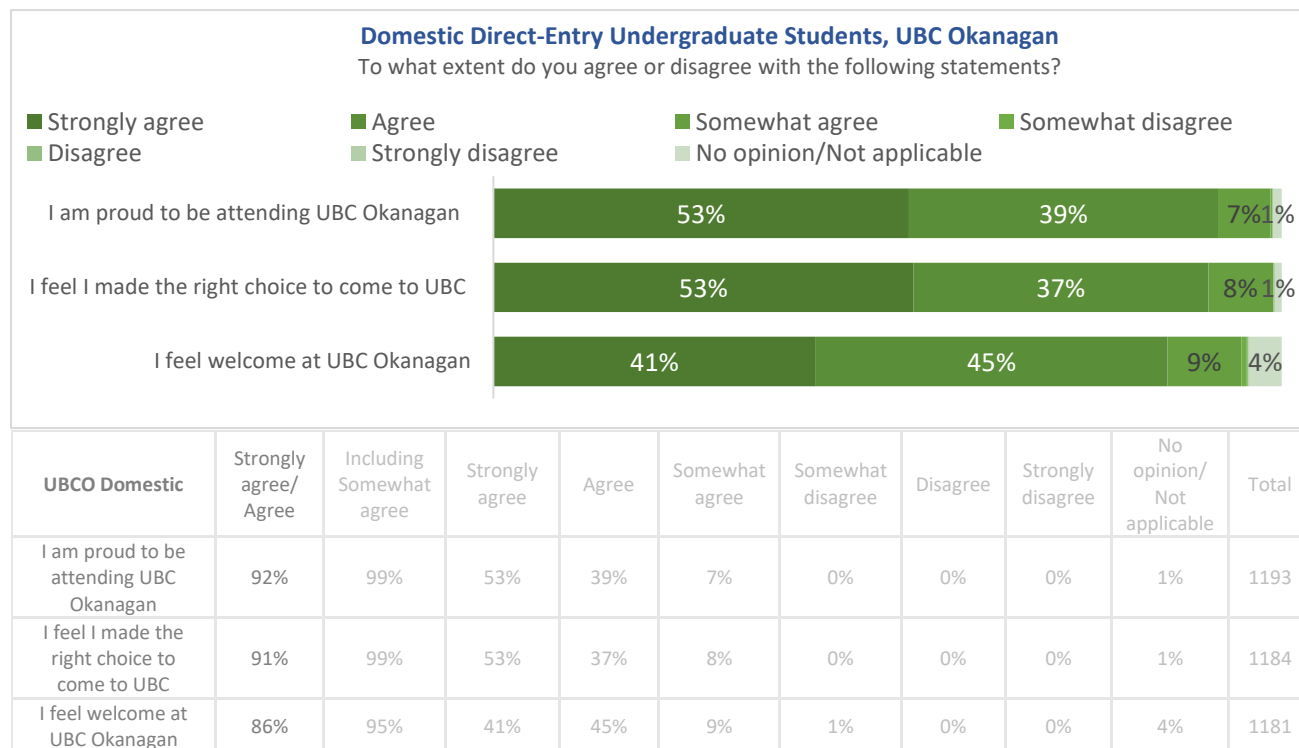
UBCO	Domestic		International	
	%	n	%	n
UBC student housing on campus i.e. in residence	60%	751	77%	329
Near campus in Academy Hill or Quail Ridge neighborhoods	7%	90	4%	18
In the Central Okanagan (region surrounding and including Kelowna)	30%	384	6%	25
In British Columbia, outside of the Central Okanagan	1%	13	0%	1
In Canada, outside of BC	1%	8	0%	0
Outside of Canada	0%	1	6%	25
Don't know yet	1%	15	7%	31
Distinct Count of Respondents	100%	1262	100%	429

Section 2: Overall Experience

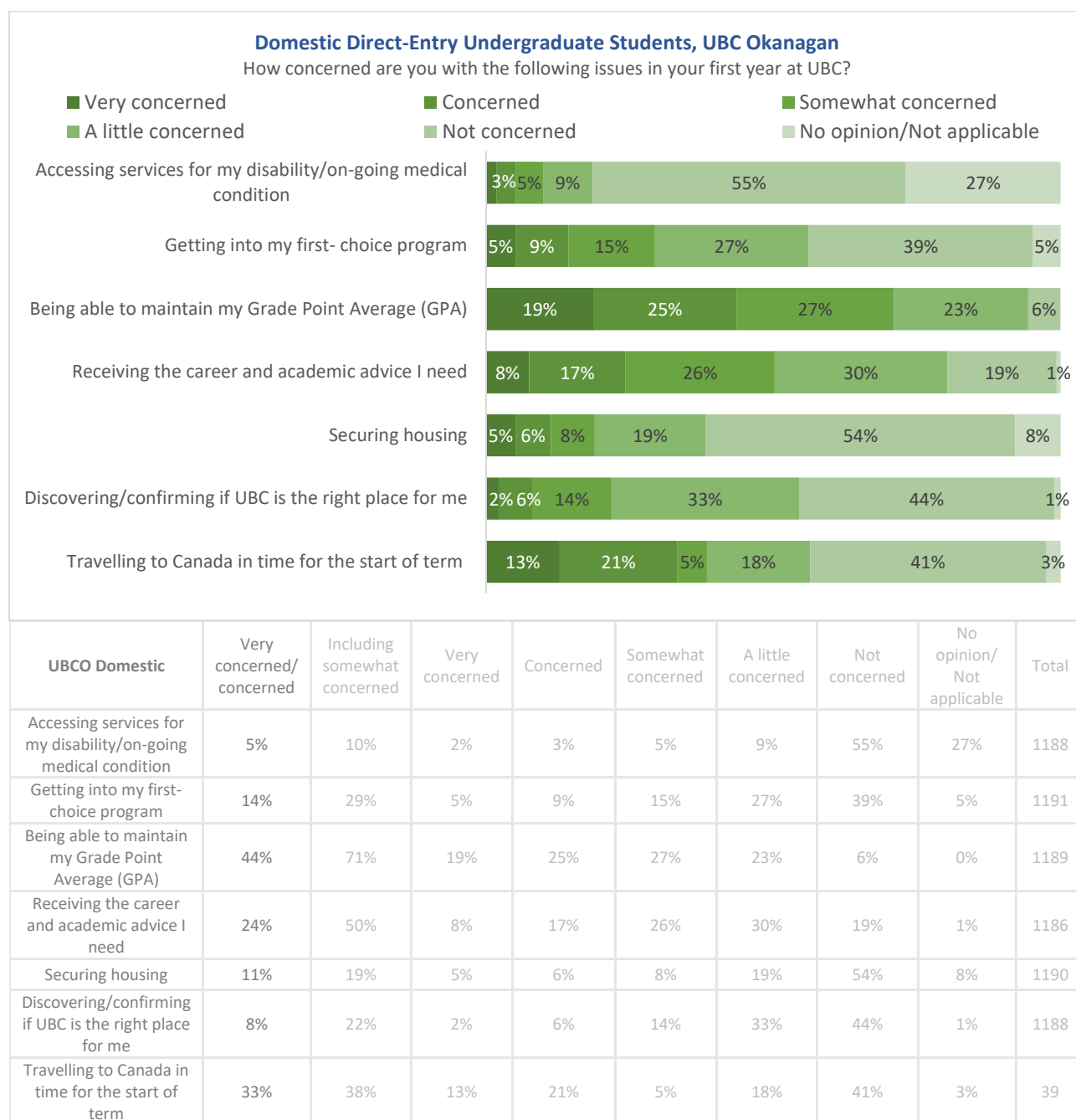
The majority of new UBCO undergraduates report being “satisfied” or “very satisfied” with their experiences with UBC so far (74% domestic, 75% international).

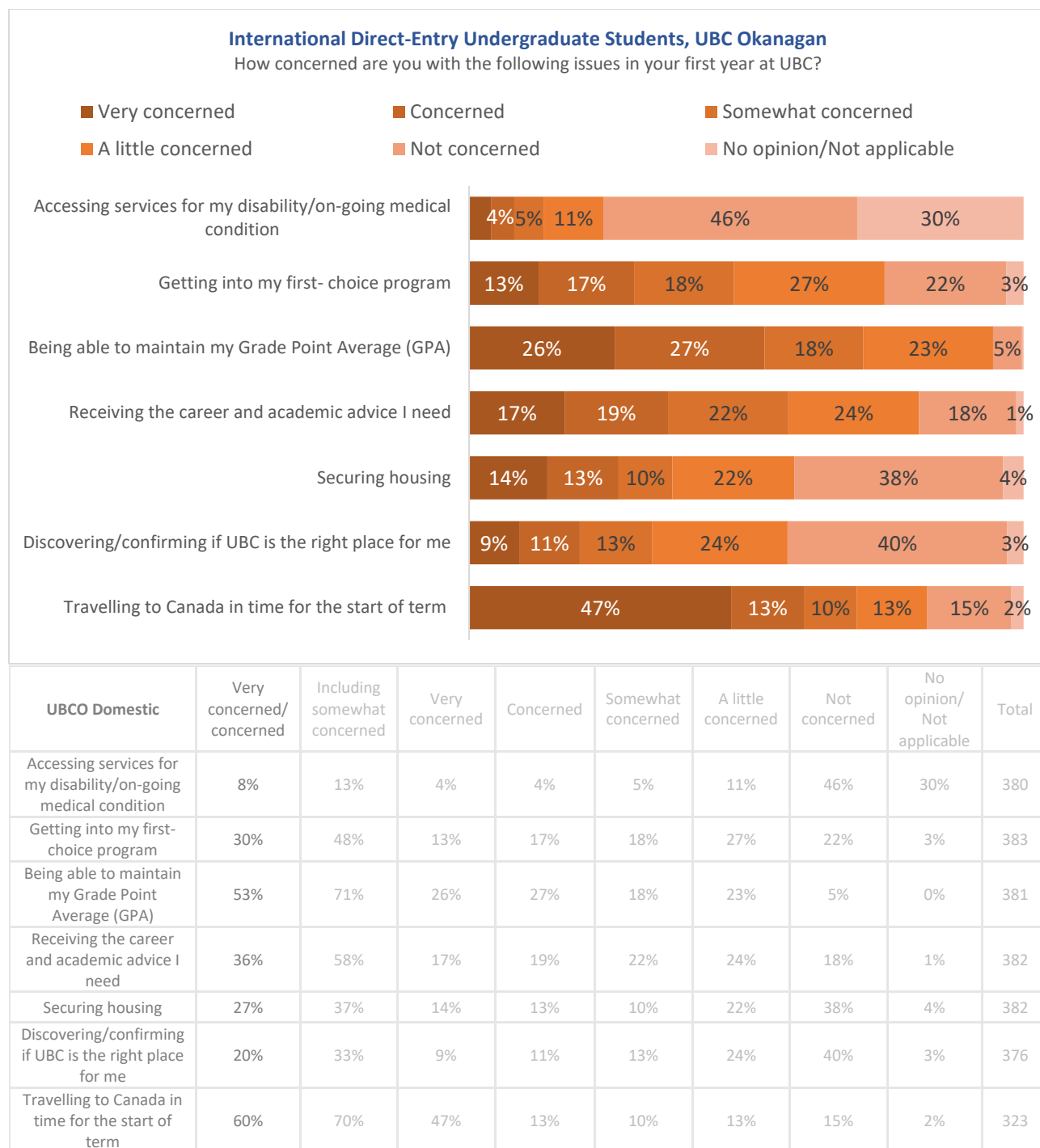


The majority of new UBCO undergraduates feel quite positive about being a UBC student, as shown below.

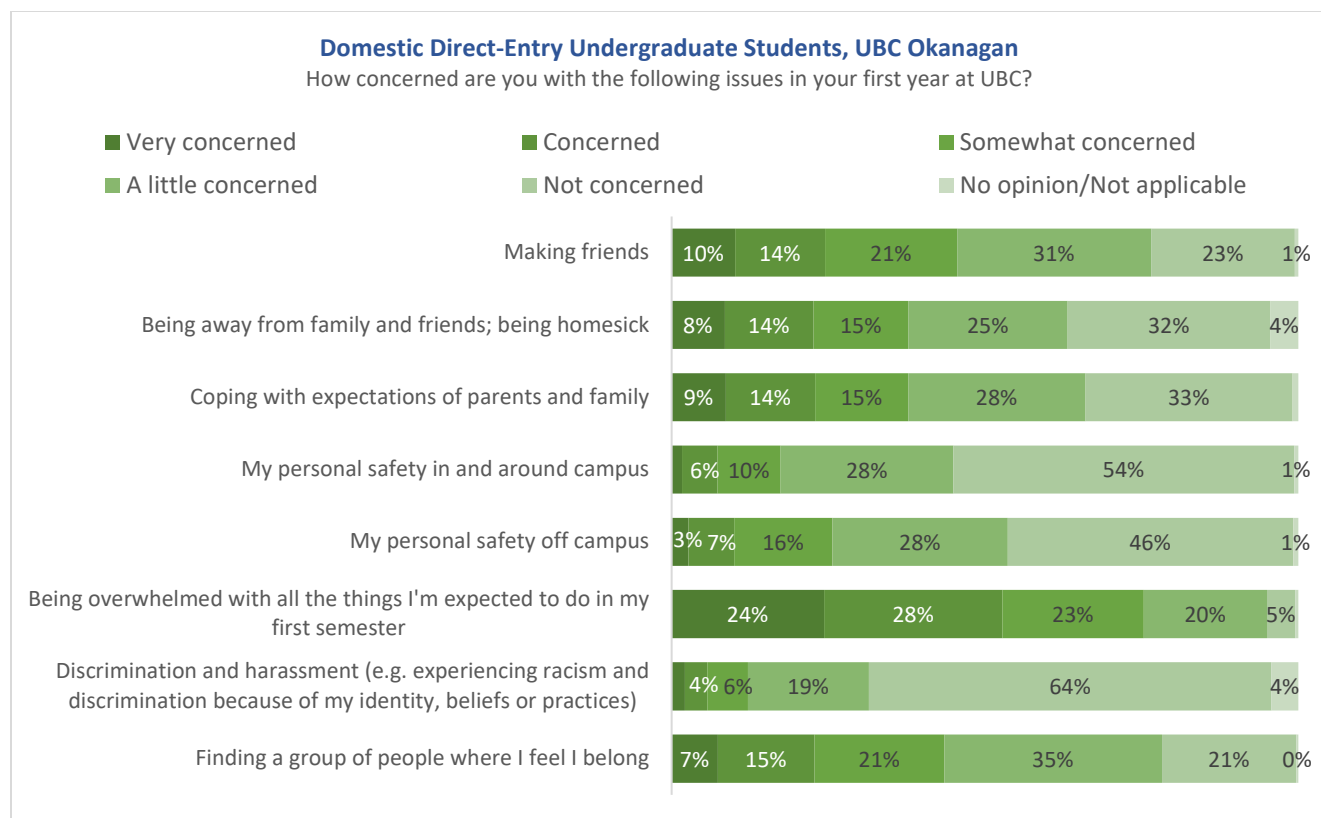


New UBCO undergraduates rate themselves as most “concerned” or “very concerned” about maintaining their GPA (44% domestic, 53% international) or travelling to Canada in time for the start of term (34% domestic, 60% international).





In general, new to UBCO undergraduates have some social concerns and are most likely to rate themselves as “concerned” or “very concerned” about being overwhelmed with all the things they’re expected to do in their first semester (53% domestic, 44% international). Coping with expectations of parents and family is quite a bit higher for International students, so too is personal safety, discrimination, finding a group of people where they belong, and having a suitable place to study while living outside Canada as areas of concern.



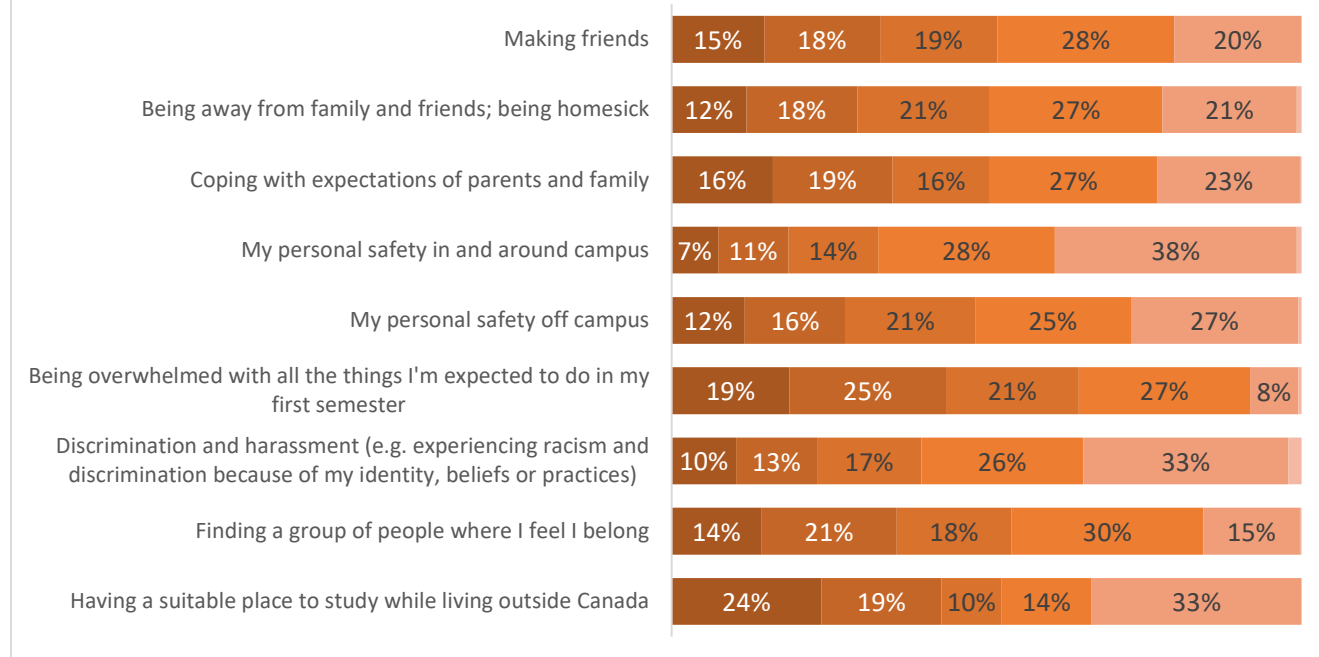
UBCO Domestic	Very concerned/ concerned	Including somewhat concerned	Very concerned	Concerned	Somewhat concerned	A little concerned	Not concerned	No opinion/ Not applicable	Total
Making friends	24%	46%	10%	14%	21%	31%	23%	1%	1192
Being away from family and friends; being homesick	23%	38%	8%	14%	15%	25%	32%	4%	1192
Coping with expectations of parents and family	23%	38%	9%	14%	15%	28%	33%	1%	1192
My personal safety in and around campus	7%	17%	2%	6%	10%	28%	54%	1%	1192
My personal safety off campus	10%	26%	3%	7%	16%	28%	46%	1%	1192
Being overwhelmed with all the things I'm expected to do in my first semester	53%	75%	24%	28%	23%	20%	5%	1%	1192
Discrimination and harassment (e.g. experiencing racism and discrimination because of my identity, beliefs or practices)	6%	12%	2%	4%	6%	19%	64%	4%	1191
Finding a group of people where I feel I belong	23%	44%	7%	15%	21%	35%	21%	0%	1190

New to UBC 2021 Final Report – UBC Okanagan, Direct-entry, Undergraduate Students

International Direct-Entry Undergraduate Students, UBC Okanagan

How concerned are you with the following issues in your first year at UBC?

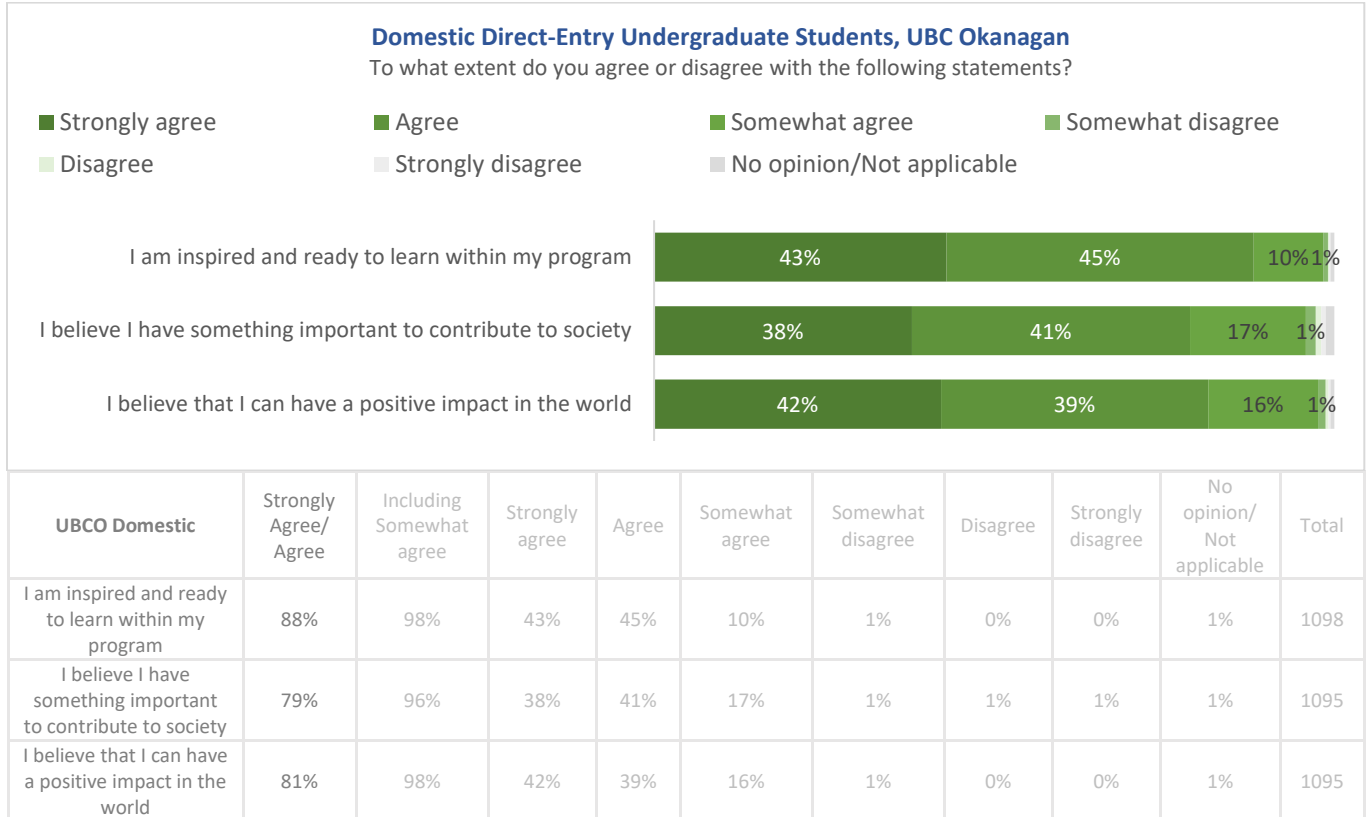
- Very concerned
- A little concerned
- Concerned
- Not concerned
- Somewhat concerned
- No opinion/Not applicable

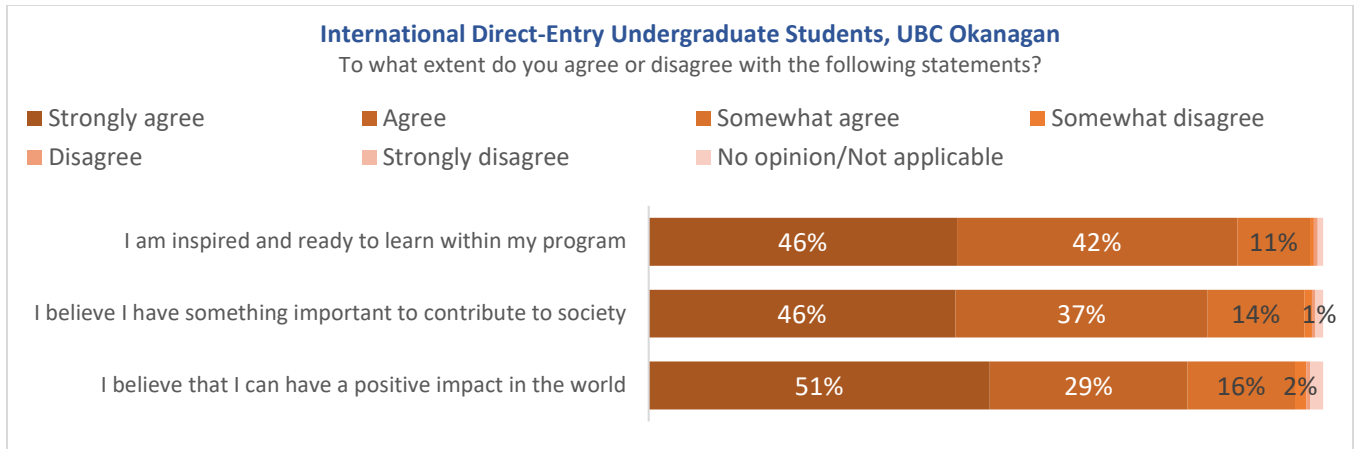


UBCO International	Very concerned/ concerned	Including somewhat concerned	Very concerned	Concerned	Somewhat concerned	A little concerned	Not concerned	No opinion/ Not applicable	Total
Making friends	33%	52%	15%	18%	19%	28%	20%	0%	381
Being away from family and friends; being homesick	29%	51%	12%	18%	21%	27%	21%	1%	380
Coping with expectations of parents and family	35%	51%	16%	19%	16%	27%	23%	0%	380
My personal safety in and around campus	19%	33%	7%	11%	14%	28%	38%	1%	378
My personal safety off campus	28%	48%	12%	16%	21%	25%	27%	1%	380
Being overwhelmed with all the things I'm expected to do in my first semester	44%	65%	19%	25%	21%	27%	8%	1%	379
Discrimination and harassment (e.g. experiencing racism and discrimination because of my identity, beliefs or practices)	23%	40%	10%	13%	17%	26%	33%	2%	381
Finding a group of people where I feel I belong	36%	54%	14%	21%	18%	30%	15%	0%	378
Having a suitable place to study while living outside Canada	43%	52%	24%	19%	10%	14%	33%	0%	21

Section 3: Student Mindset

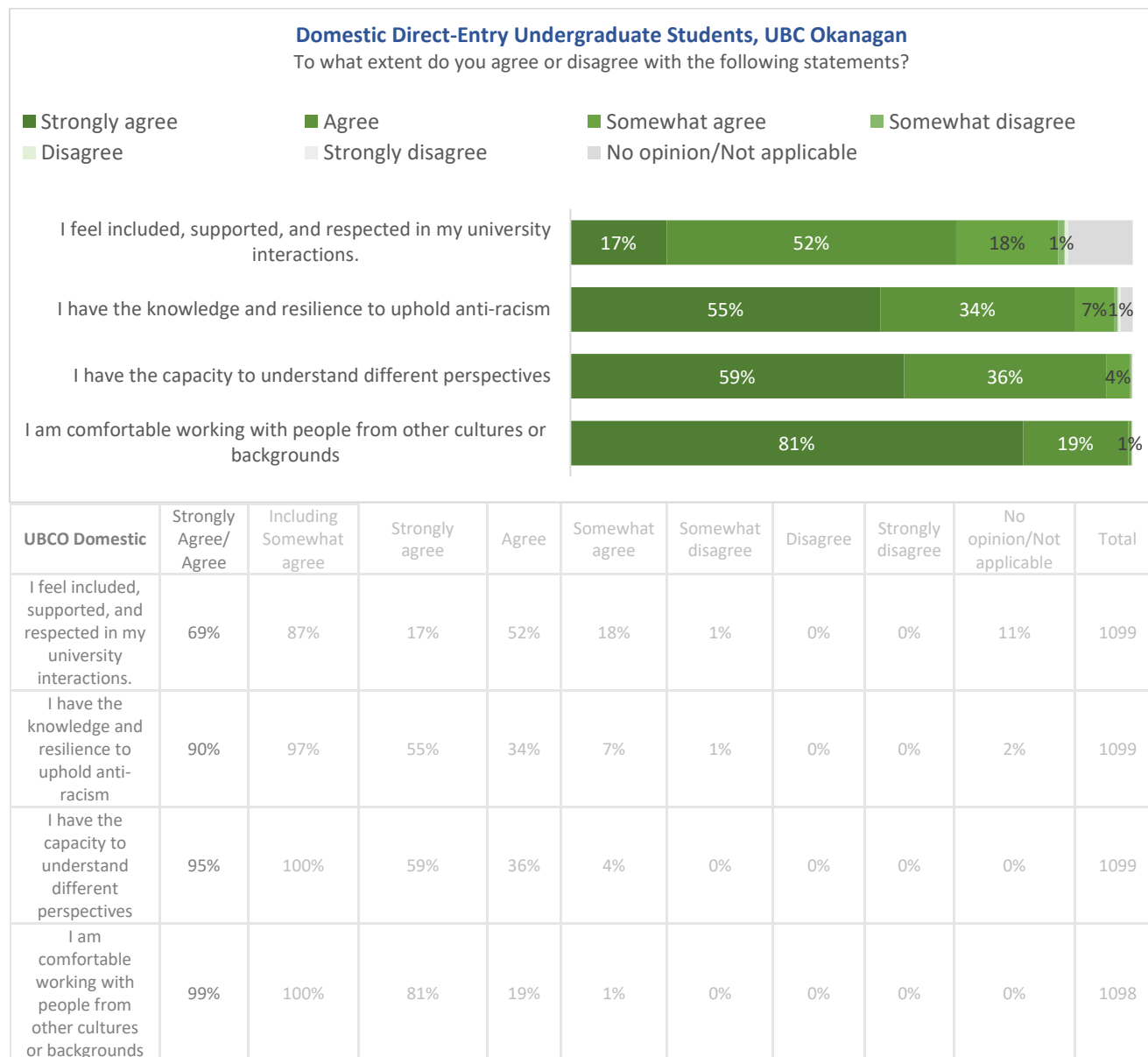
The majority of new UBCO undergraduates have a very positive mindset about the future and their education as shown below.

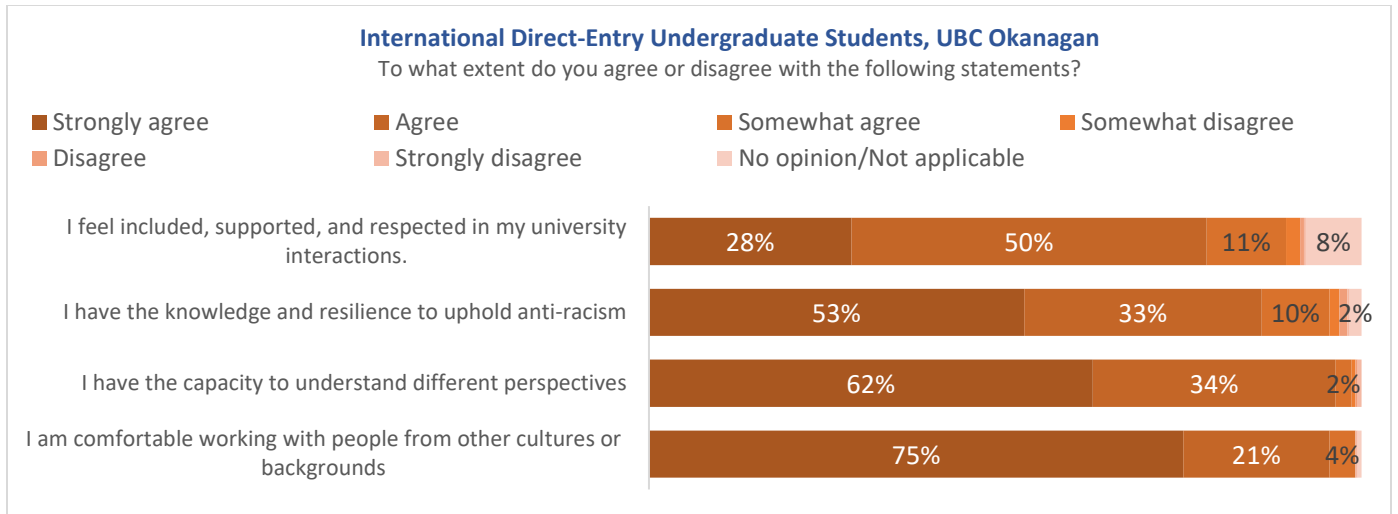




UBCO International	Strongly Agree/ Agree	Including Somewhat agree	Strongly agree	Agree	Somewhat agree	Somewhat disagree	Disagree	Strongly disagree	No opinion/Not applicable	Total
I am inspired and ready to learn within my program	87%	98%	46%	42%	11%	1%	1%	0%	1%	361
I believe I have something important to contribute to society	83%	97%	46%	37%	14%	1%	1%	0%	1%	356
I believe that I can have a positive impact in the world	80%	96%	51%	29%	16%	2%	1%	0%	2%	358

New UBCO undergraduates are less agreeable with the question “I feel included, supported, and respected in my university interactions,” compared to the strongly positive answers to the other questions.

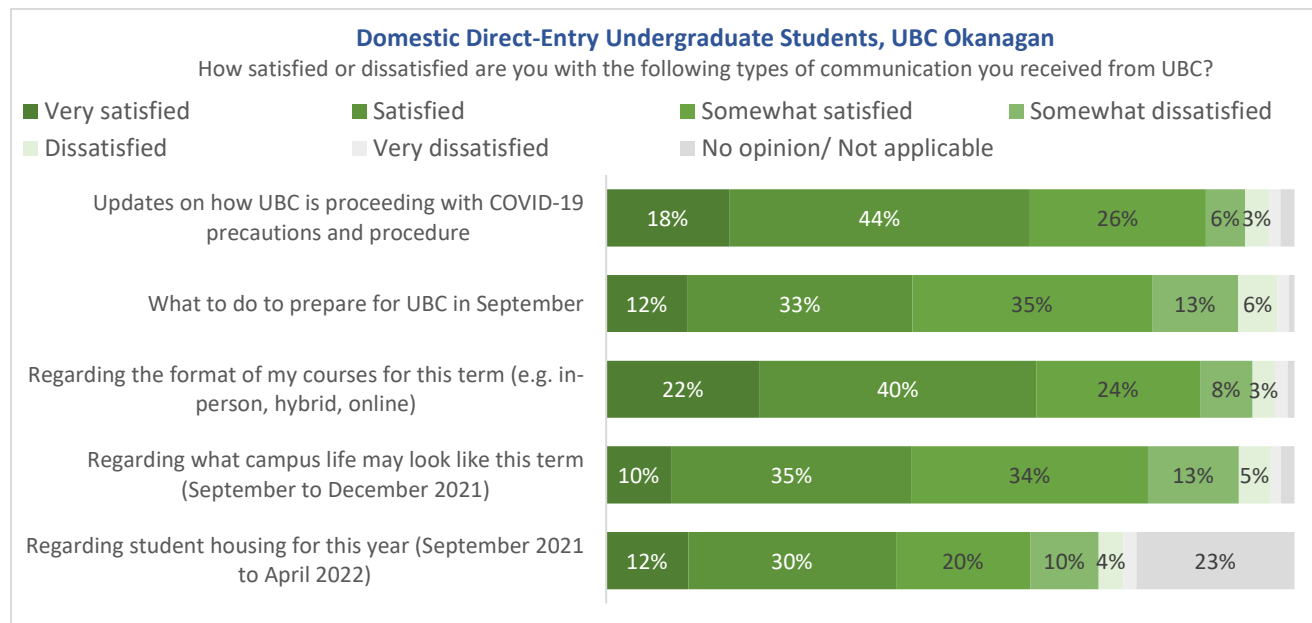




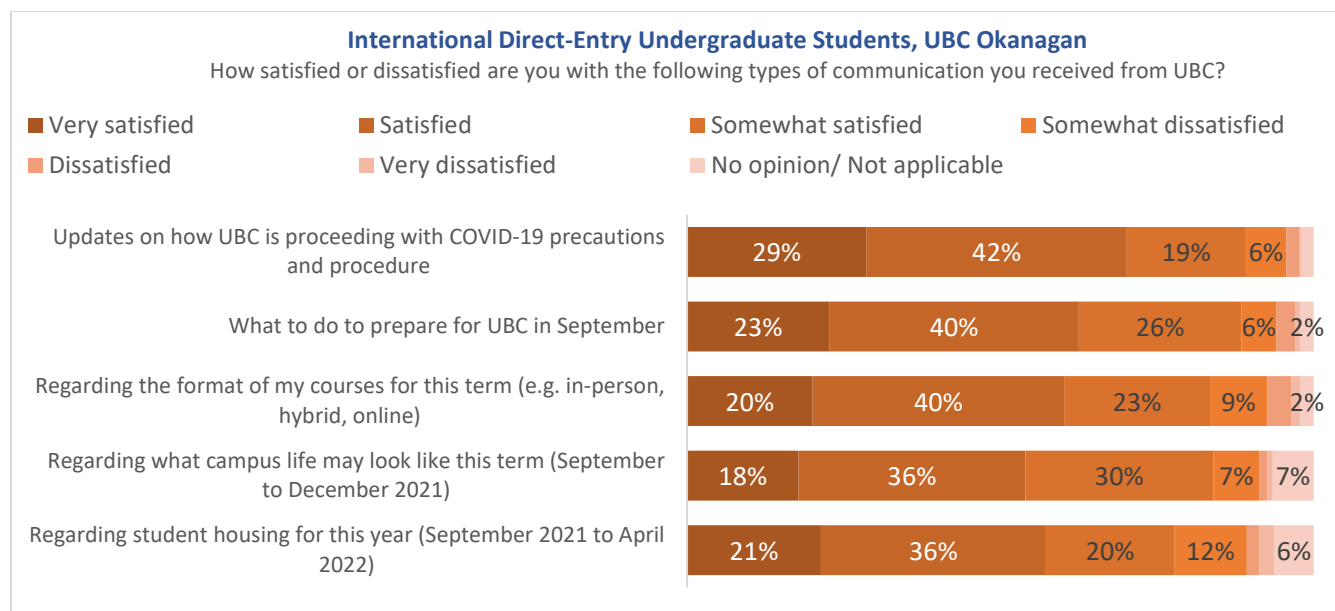
UBCO International	Strongly Agree/Agree	Including Somewhat agree	Strongly agree	Agree	Somewhat agree	Somewhat disagree	Disagree	Strongly disagree	No opinion/Not applicable	Total
I feel included, supported, and respected in my university interactions.	78%	89%	28%	50%	11%	2%	1%	0%	8%	359
I have the knowledge and resilience to uphold anti-racism	86%	96%	53%	33%	10%	1%	1%	0%	2%	357
I have the capacity to understand different perspectives	96%	99%	62%	34%	2%	1%	0%	1%	0%	358
I am comfortable working with people from other cultures or backgrounds	96%	99%	75%	21%	4%	0%	0%	0%	1%	356

Section 4: UBC Communications

New international UBCO undergraduates are more likely to rate themselves as “Satisfied” or “Very Satisfied” with communications from UBC than their domestic counterparts on all five measures.

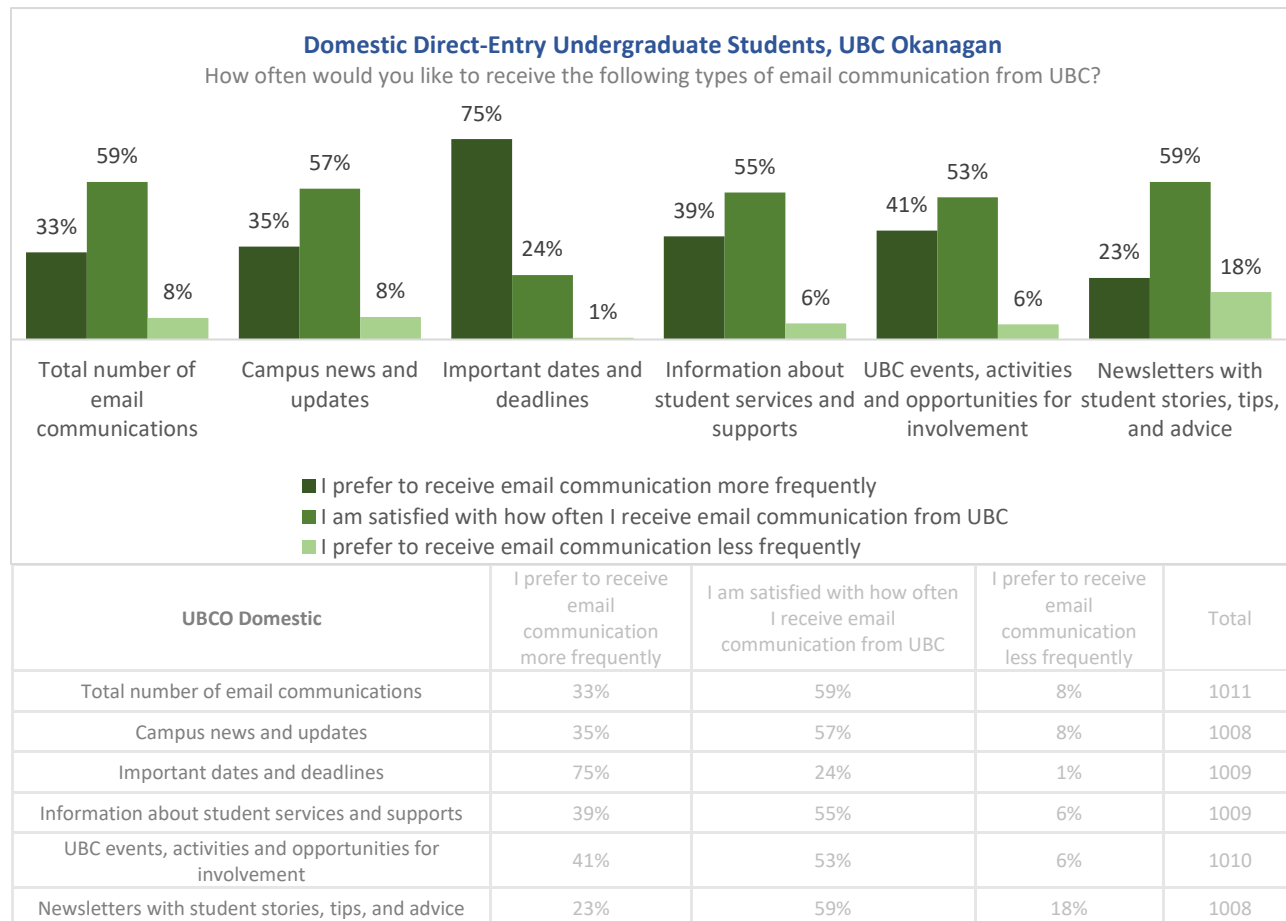


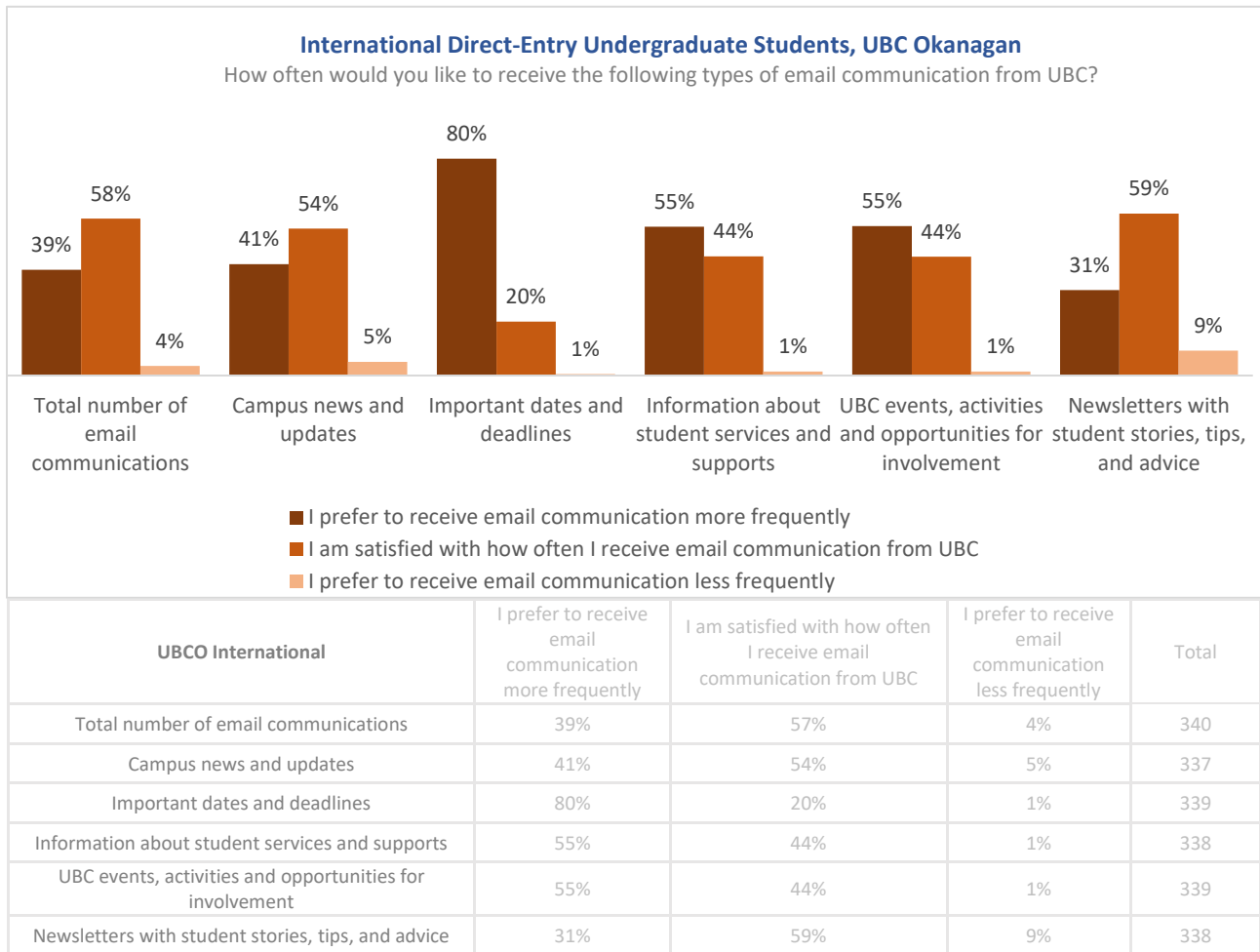
UBCO Domestic	Very satisfied/ Satisfied	Including somewhat satisfied	Very satisfied	Satisfied	Somewhat satisfied	Somewhat dissatisfied	Dissatisfied	Very dissatisfied	No opinion/ Not applicable	Total
Updates on how UBC is proceeding with COVID-19 precautions and procedure	62%	87%	18%	44%	26%	6%	3%	2%	2%	1014
What to do to prepare for UBC in September	44%	79%	12%	33%	35%	13%	6%	2%	1%	1014
Regarding the format of my courses for this term (e.g. in-person, hybrid, online)	62%	86%	22%	40%	24%	8%	3%	2%	1%	1012
Regarding what campus life may look like this term (September to December 2021)	44%	79%	10%	35%	34%	13%	5%	1%	2%	1009
Regarding student housing for this year (September 2021 to April 2022)	42%	62%	12%	30%	20%	10%	4%	2%	23%	1005



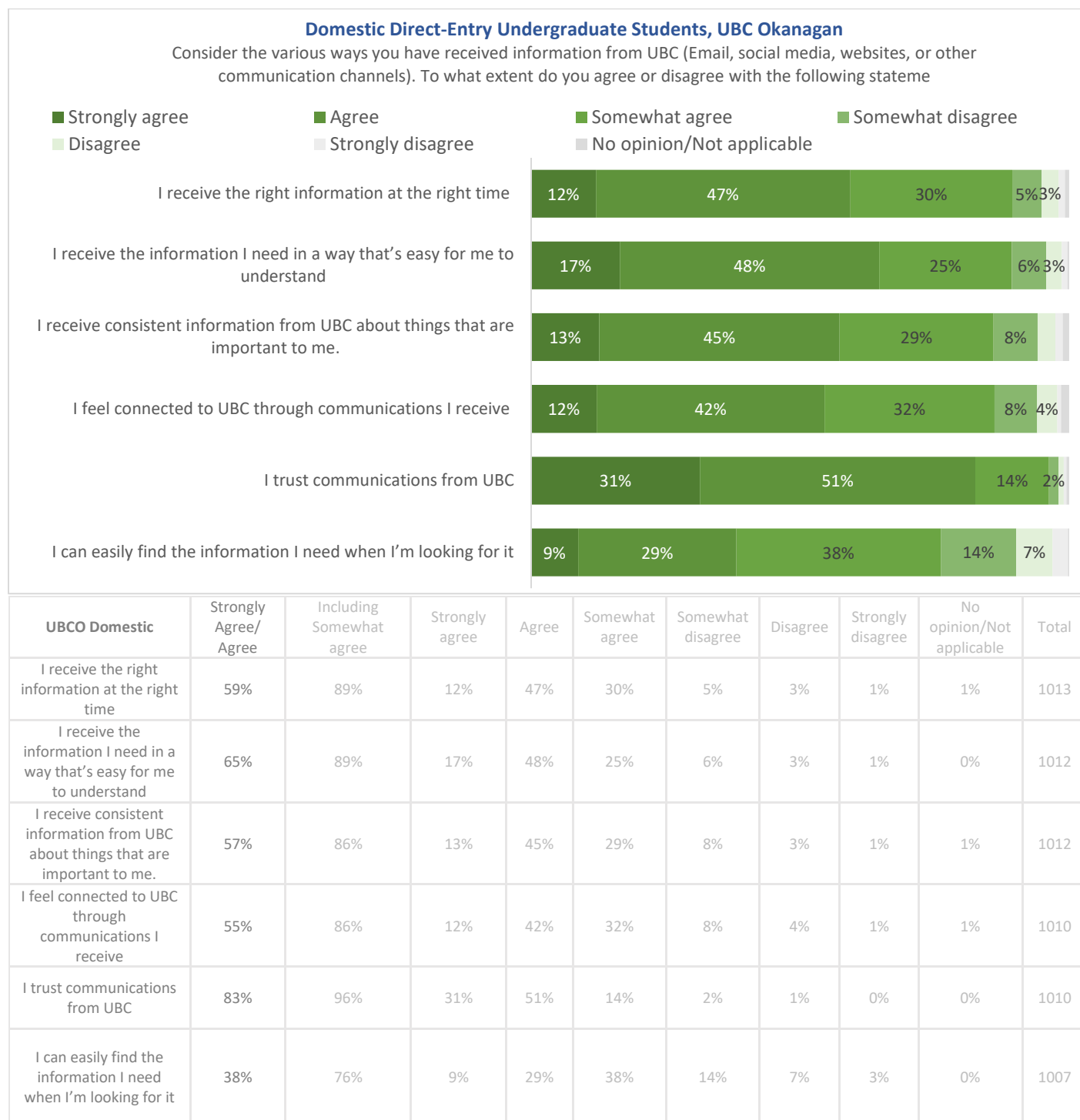
UBCO International	Very satisfied/ Satisfied	Including somewhat satisfied	Very satisfied	Satisfied	Somewhat satisfied	Somewhat dissatisfied	Dissatisfied	Very dissatisfied	No opinion/ Not applicable	Total
Updates on how UBC is proceeding with COVID-19 precautions and procedure	70%	89%	29%	42%	19%	6%	2%	0%	2%	342
What to do to prepare for UBC in September	63%	88%	23%	40%	26%	6%	3%	1%	2%	339
Regarding the format of my courses for this term (e.g. in-person, hybrid, online)	60%	83%	20%	40%	23%	9%	4%	1%	2%	339
Regarding what campus life may look like this term (September to December 2021)	54%	84%	18%	36%	30%	7%	1%	1%	7%	337
Regarding student housing for this year (September 2021 to April 2022)	57%	78%	21%	36%	20%	12%	2%	2%	6%	337

Regarding the amount of communication, new UBCO undergraduates are most likely to prefer more communication for important dates and deadlines (75% domestic, 80% international), UBC events, activities and opportunities for involvement (41% domestic, 55% international), or information about student services and supports (39% domestic, 55% international).





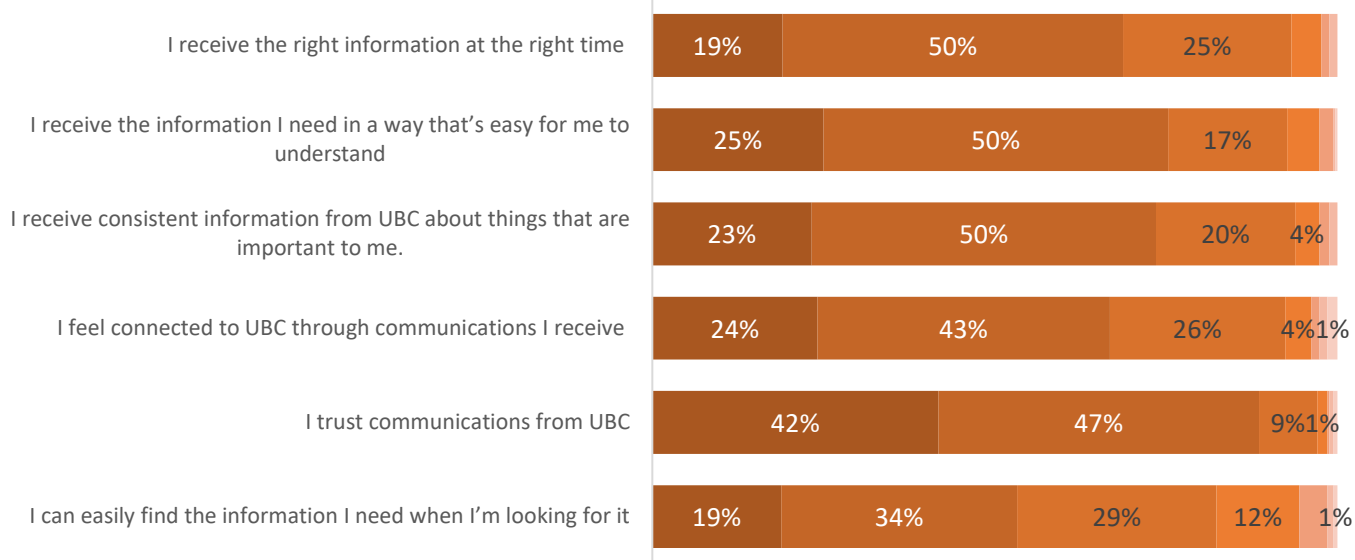
New UBCO undergraduates generally “Agree” or “Strongly Agree” that they receive effective communications from UBC, with the exception of easily finding the information they need when they are looking for it (38% domestic, 53% international).



International Direct-Entry Undergraduate Students, UBC Okanagan

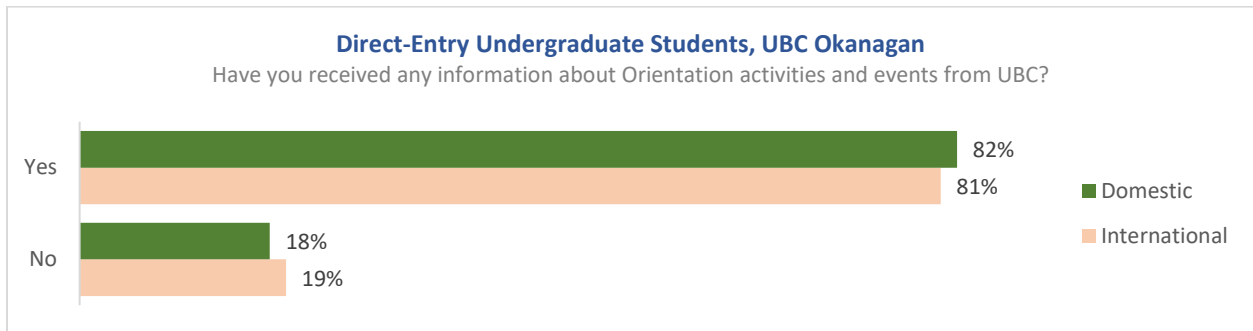
Consider the various ways you have received information from UBC (Email, social media, websites, or other communication channels). To what extent do you agree or disagree with the following st

- Strongly agree ■ Agree ■ Somewhat agree ■ Somewhat disagree
- Disagree ■ Strongly disagree ■ No opinion/Not applicable

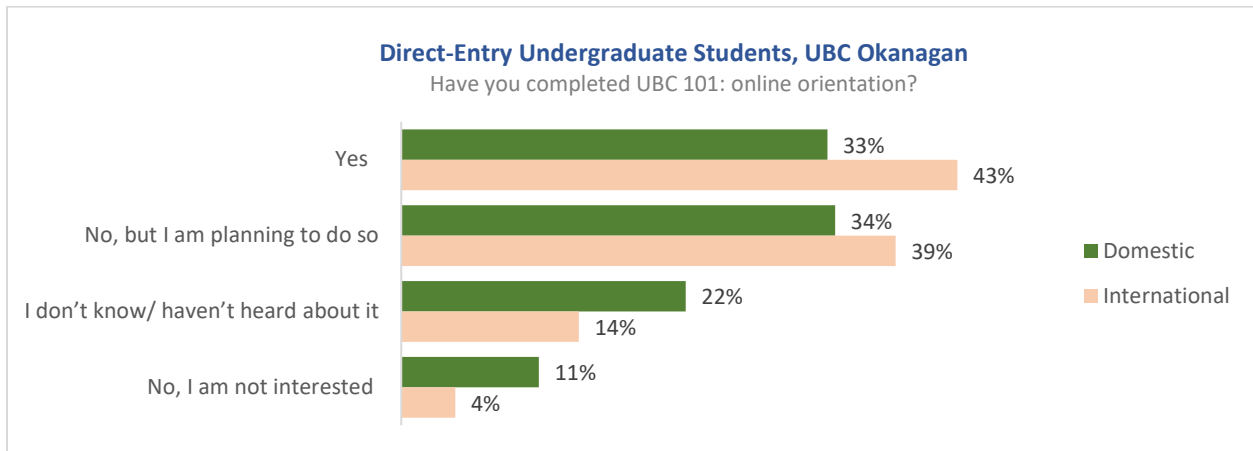


UBCO International	Strongly Agree/ Agree	Including Somewhat agree	Strongly agree	Agree	Somewhat agree	Somewhat disagree	Disagree	Strongly disagree	No opinion/ Not applicable	Total
I receive the right information at the right time	69%	93%	19%	50%	25%	4%	1%	1%	0%	342
I receive the information I need in a way that's easy for me to understand	75%	93%	25%	50%	17%	5%	2%	0%	0%	340
I receive consistent information from UBC about things that are important to me.	74%	94%	23%	50%	20%	4%	1%	1%	0%	340
I feel connected to UBC through communications I receive	67%	92%	24%	43%	26%	4%	1%	1%	1%	340
I trust communications from UBC	89%	97%	42%	47%	9%	1%	0%	1%	1%	340
I can easily find the information I need when I'm looking for it	53%	82%	19%	34%	29%	12%	4%	1%	1%	340

Most new UBCO undergraduates have received information about Orientation activities and events from UBC (82% domestic, 81% international), and most have, or planned to complete UBC 101: online orientation (77% domestic, 82% international).

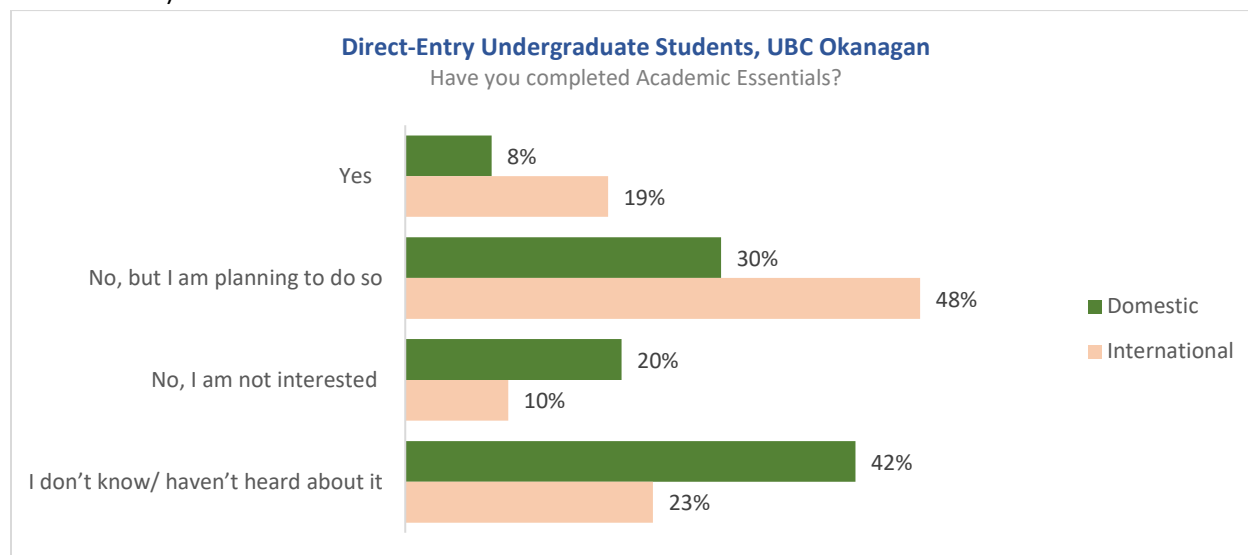


UBCO	Domestic	International
Yes	82%	81%
No	18%	19%
Total	977	331



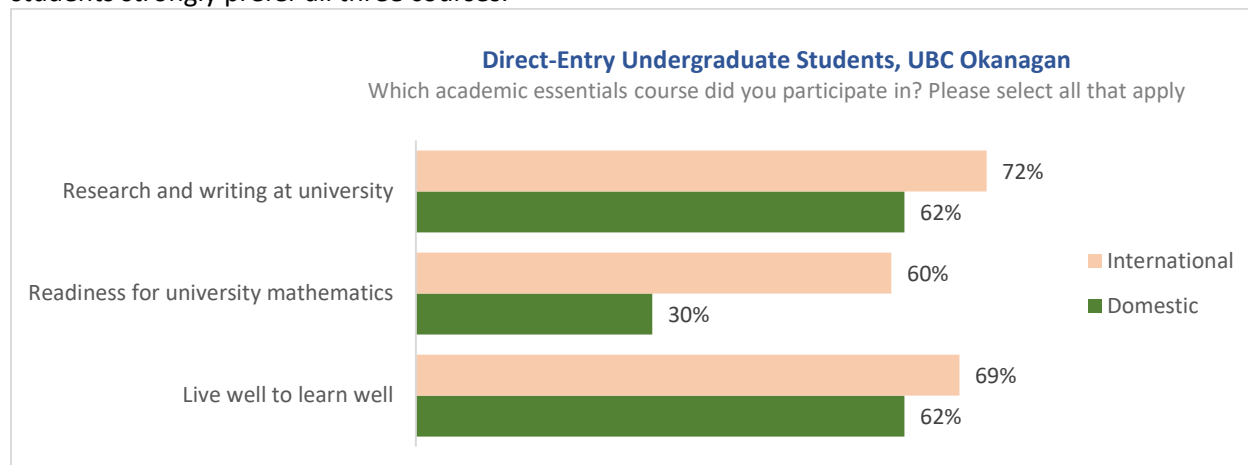
UBCO	Domestic	International
Yes	33%	43%
No, but I am planning to do so	34%	39%
I don't know/ haven't heard about it	22%	14%
No, I am not interested	11%	4%
Total	978	332

A notable number of new UBCO undergraduates have not heard of Academic Essentials, a set of three academic preparation courses that start in July before the fall semester. (42% domestic, 23% international).



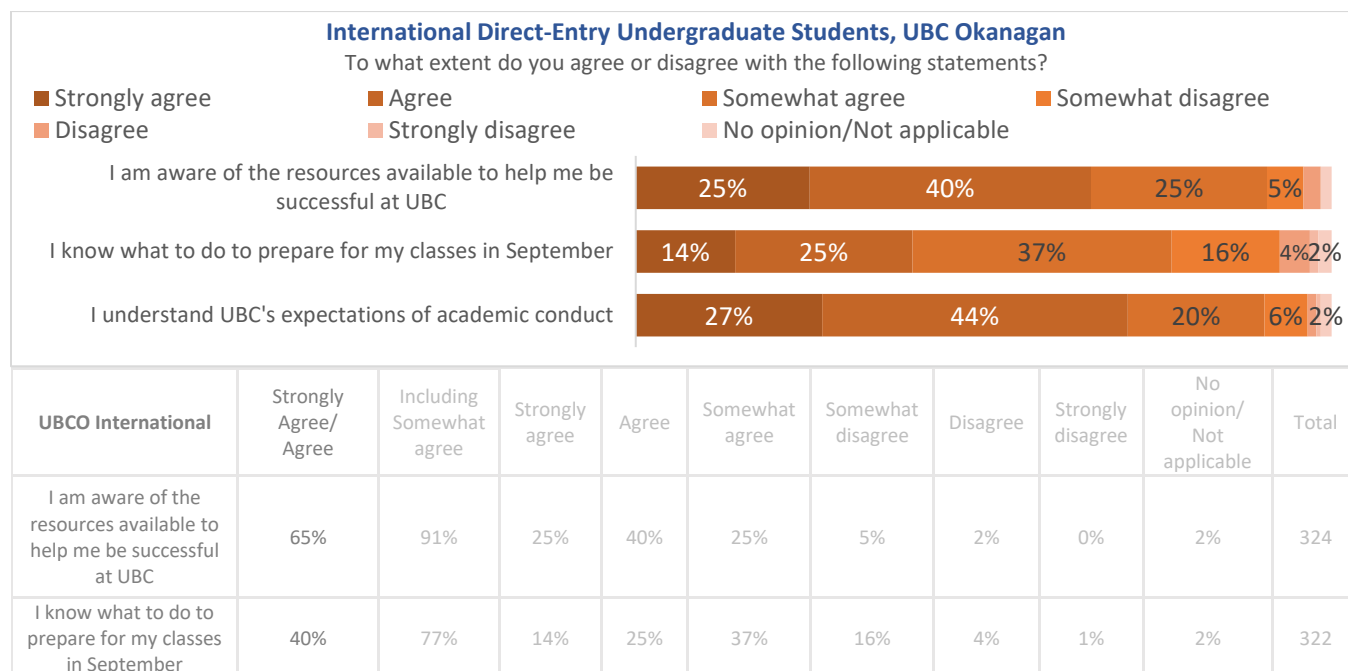
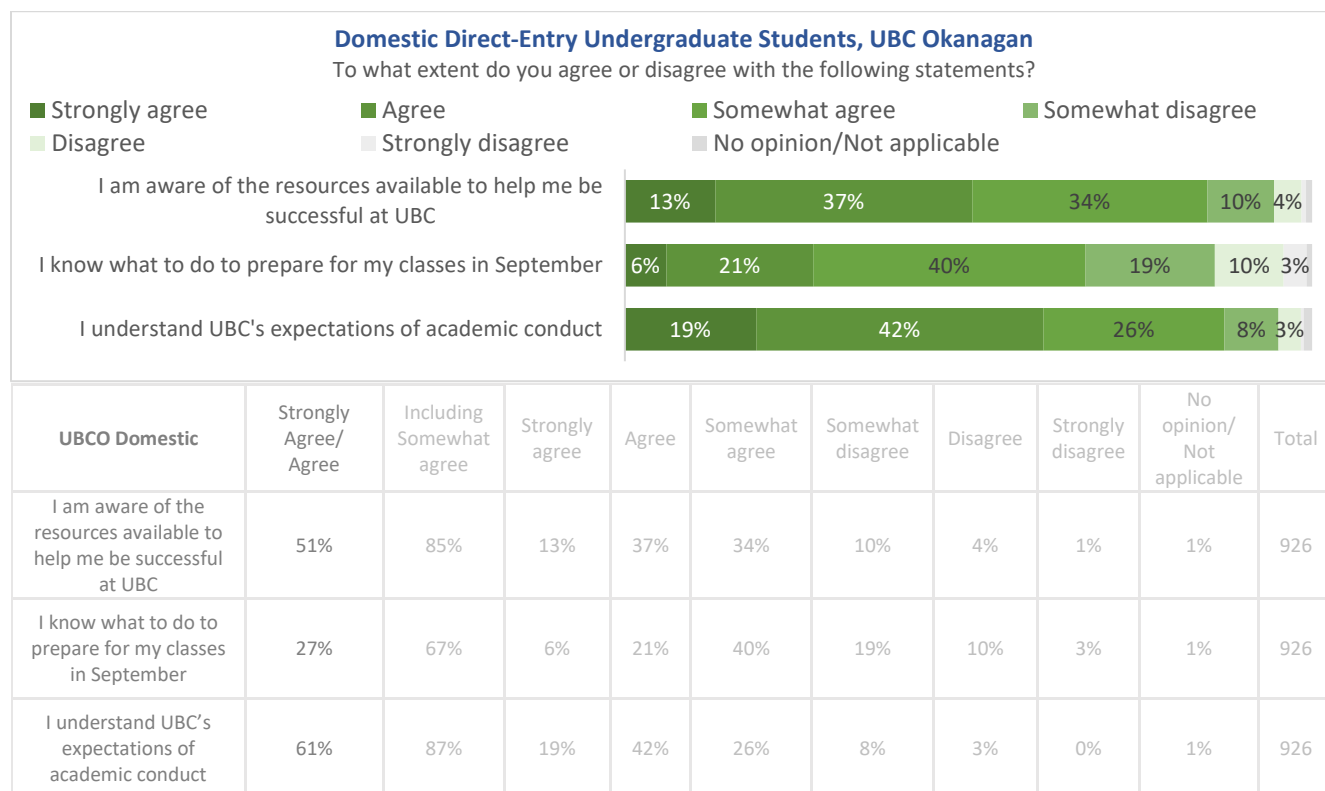
UBCO	Domestic	International
Yes	8%	19%
No, but I am planning to do so	30%	48%
No, I am not interested	20%	10%
I don't know/ haven't heard about it	42%	23%
Total	978	332

Of new to UBCO undergraduates who indicated that they did enroll in Academic Essentials, domestic students are far less likely to enroll in readiness for university mathematics (30%), whereas international students strongly prefer all three courses.



UBCO	Domestic	International
Live well to learn well	62%	69%
Readiness for university mathematics	30%	60%
Research and writing at university	62%	72%
Total	50	58

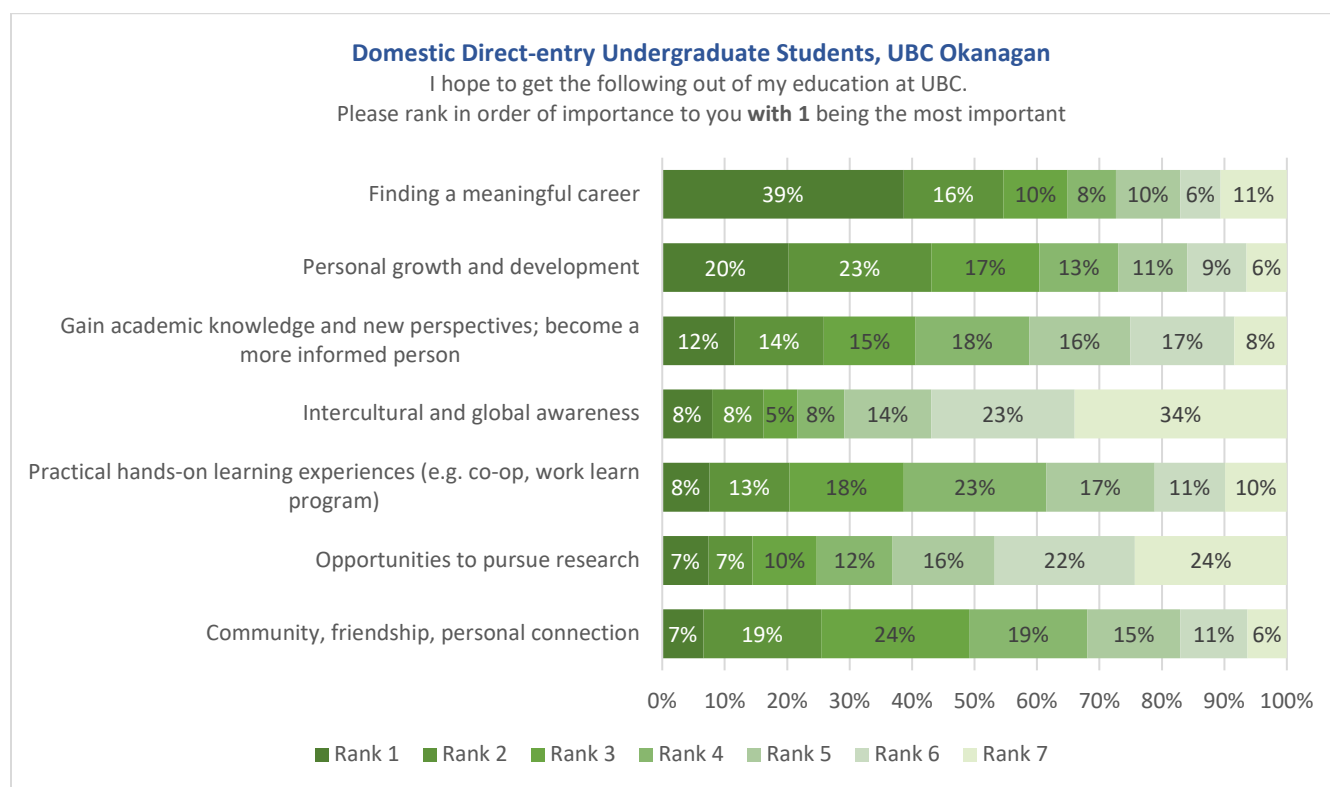
When asked questions about their preparedness to begin their studies, new UBCO undergraduates are least likely to “Agree” or “Strongly Agree” that they know what to do to prepare for their classes in September (27% domestic, 40% international).



I understand UBC's expectations of academic conduct	71%	90%	27%	44%	20%	6%	1%	1%	2%	321
---	-----	-----	-----	-----	-----	----	----	----	----	-----

Section 5: Learning Goals

Finding a meaningful career is the most commonly first ranked item new UBCO undergraduates (39% domestic, 33% international) hope to get from their education at UBC.

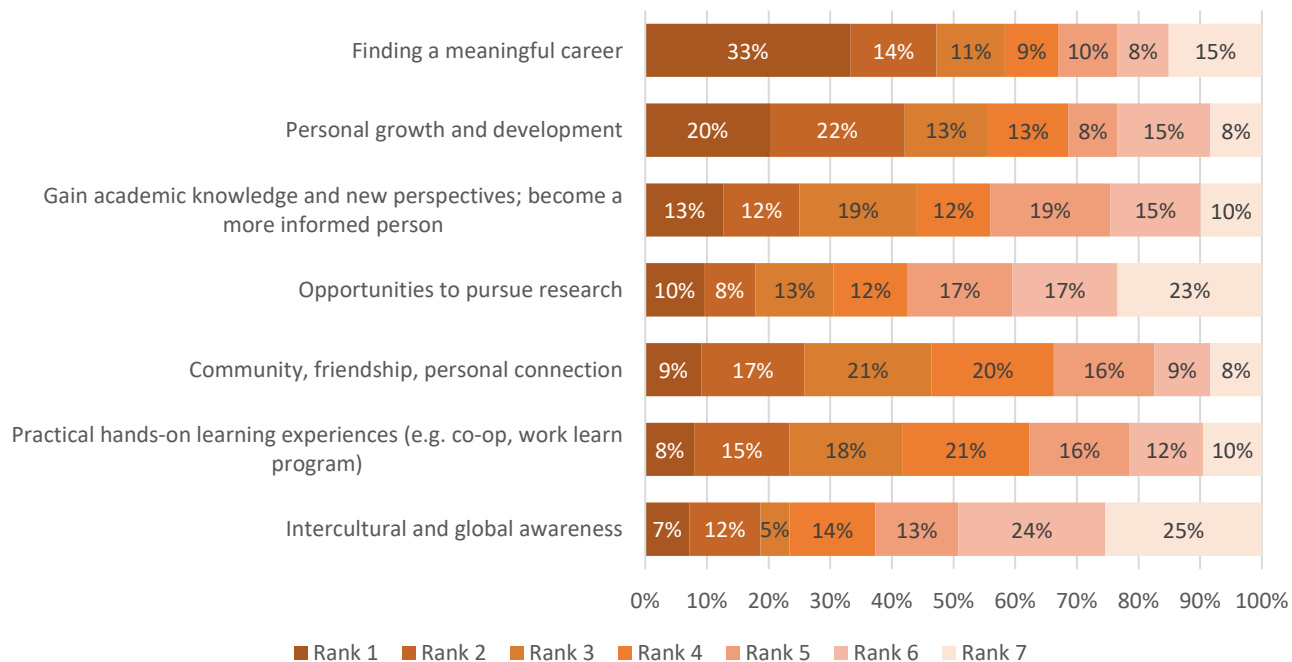


UBCO Domestic	Rank 1	Rank 2	Rank 3	Rank 4	Rank 5	Rank 6	Rank 7
Finding a meaningful career	39%	16%	10%	8%	10%	6%	11%
Personal growth and development	20%	23%	17%	13%	11%	9%	6%
Gain academic knowledge and new perspectives; become a more informed person	12%	14%	15%	18%	16%	17%	8%
Intercultural and global awareness	8%	8%	5%	8%	14%	23%	34%
Practical hands-on learning experiences (e.g. co-op, work learn program)	8%	13%	18%	23%	17%	11%	10%
Opportunities to pursue research	7%	7%	10%	12%	16%	22%	24%
Community, friendship, personal connection	7%	19%	24%	19%	15%	11%	6%
Total	727	727	727	727	727	727	727

International Direct-entry Undergraduate Students, UBC Okanagan

I hope to get the following out of my education at UBC.

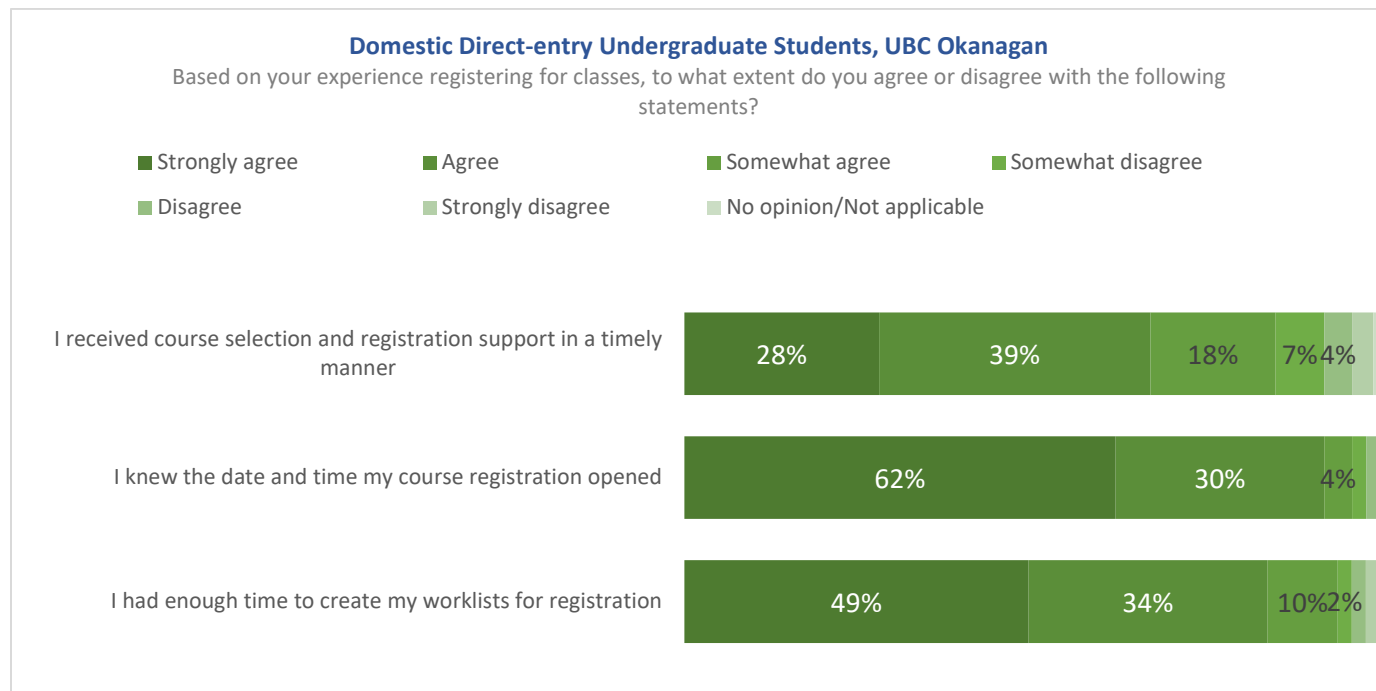
Please rank in order of importance to you **with 1** being the most important



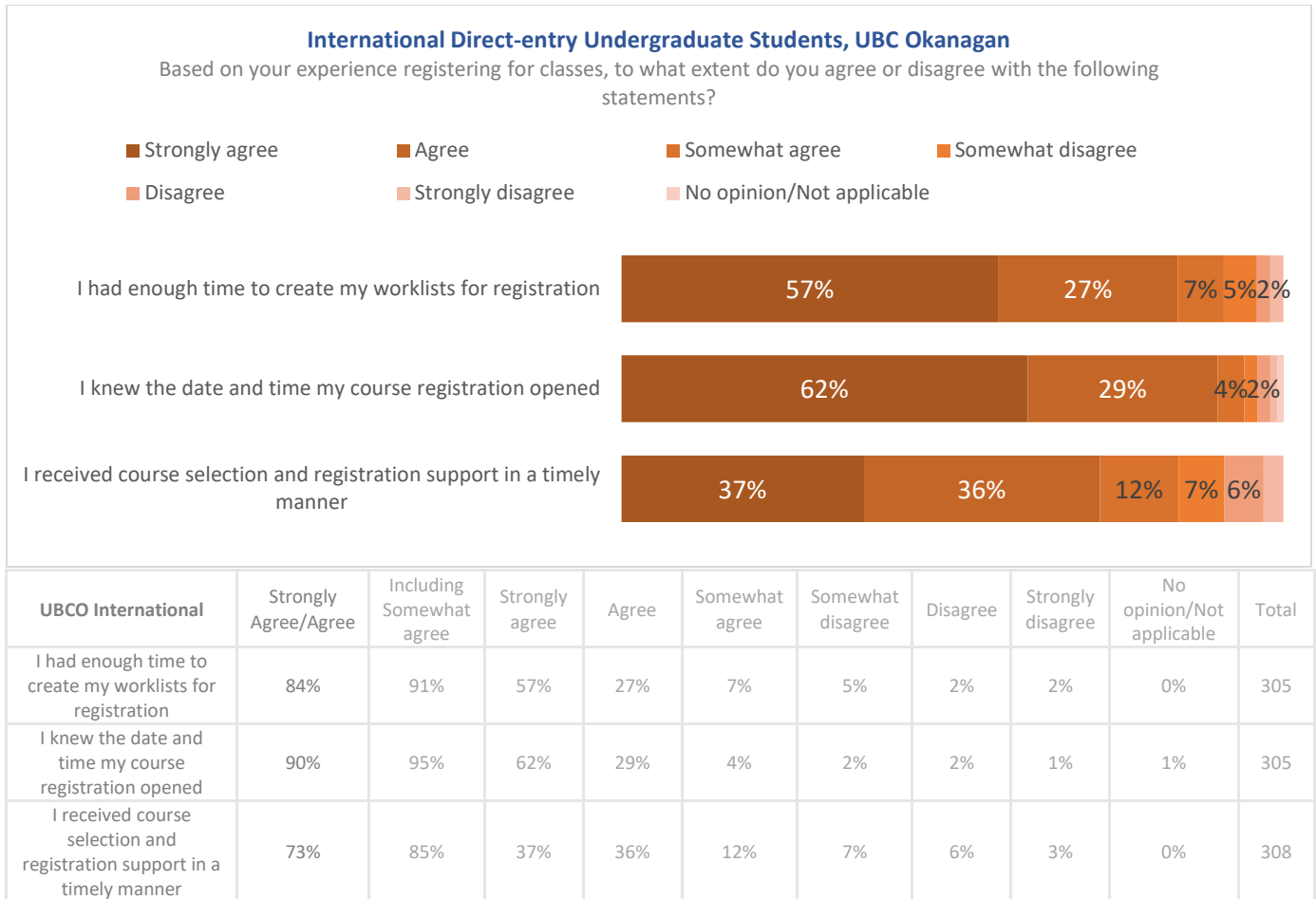
UBCO International	Rank 1	Rank 2	Rank 3	Rank 4	Rank 5	Rank 6	Rank 7
Finding a meaningful career	33%	14%	11%	9%	10%	8%	15%
Personal growth and development	20%	22%	13%	13%	8%	15%	8%
Gain academic knowledge and new perspectives; become a more informed person	13%	12%	19%	12%	19%	15%	10%
Opportunities to pursue research	10%	8%	13%	12%	17%	17%	23%
Community, friendship, personal connection	9%	17%	21%	20%	16%	9%	8%
Practical hands-on learning experiences (e.g. co-op, work learn program)	8%	15%	18%	21%	16%	12%	10%
Intercultural and global awareness	7%	12%	5%	14%	13%	24%	25%
Total	252	252	252	252	252	252	252

Section 6: Course Registrations

The majority of new UBCO undergraduates generally “Agree” or “Strongly Agree” that they had a positive registration experience.

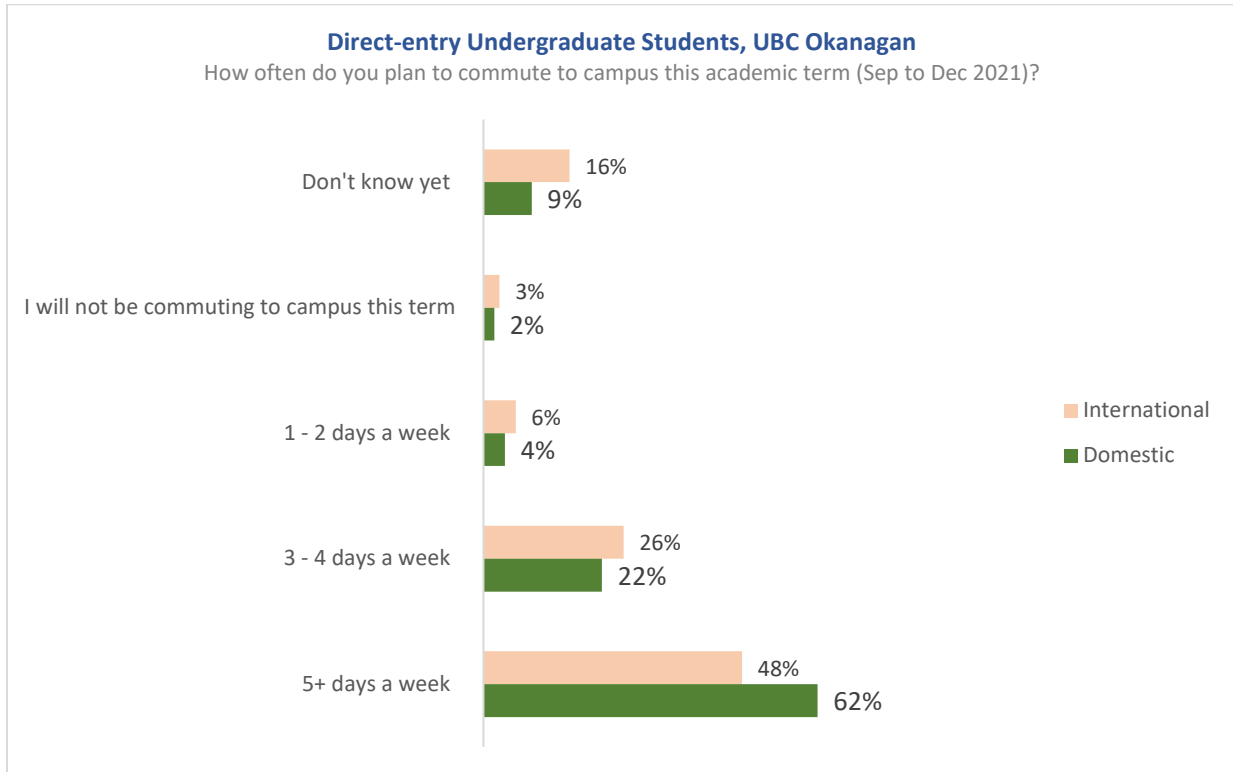


UBCO Domestic	Strongly Agree/Agree	Including Somewhat agree	Strongly agree	Agree	Somewhat agree	Somewhat disagree	Disagree	Strongly disagree	No opinion/Not applicable	Total
I had enough time to create my worklists for registration	83%	93%	49%	34%	10%	2%	2%	2%	1%	885
I knew the date and time my course registration opened	91%	96%	62%	30%	4%	2%	2%	1%	0%	886
I received course selection and registration support in a timely manner	66%	85%	28%	39%	18%	7%	4%	3%	2%	889



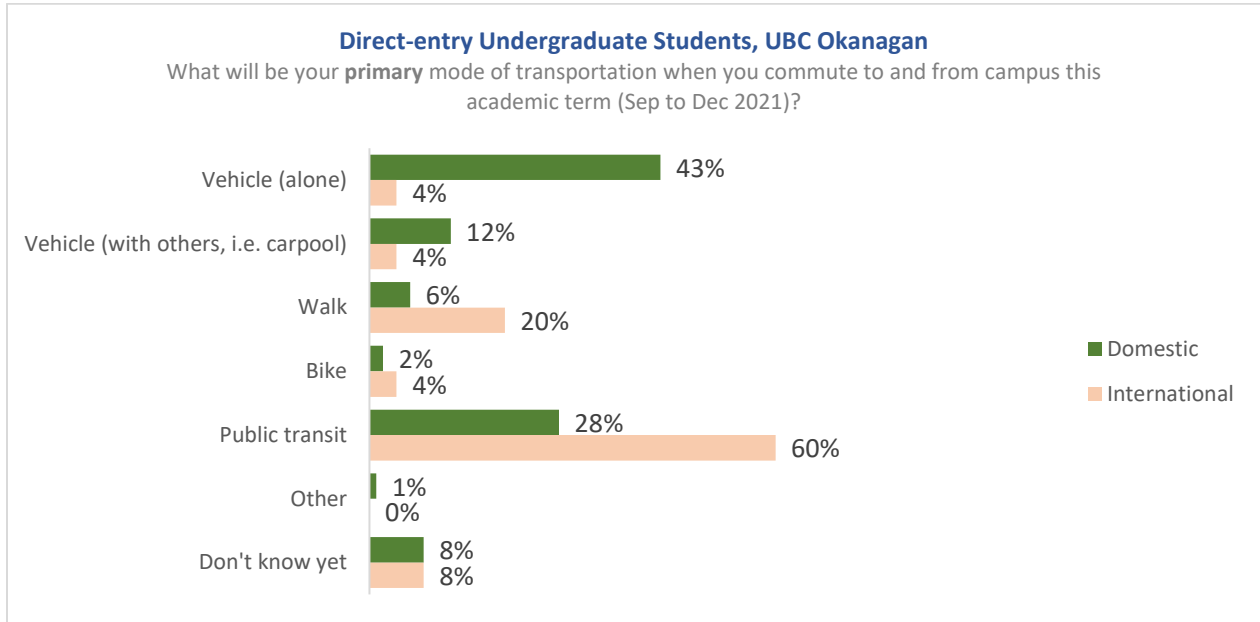
Section 7: Transportation

Of new UBCO undergraduates who plan to commute, most plan to travel to campus five or more days a week (62% domestic, 48% international).



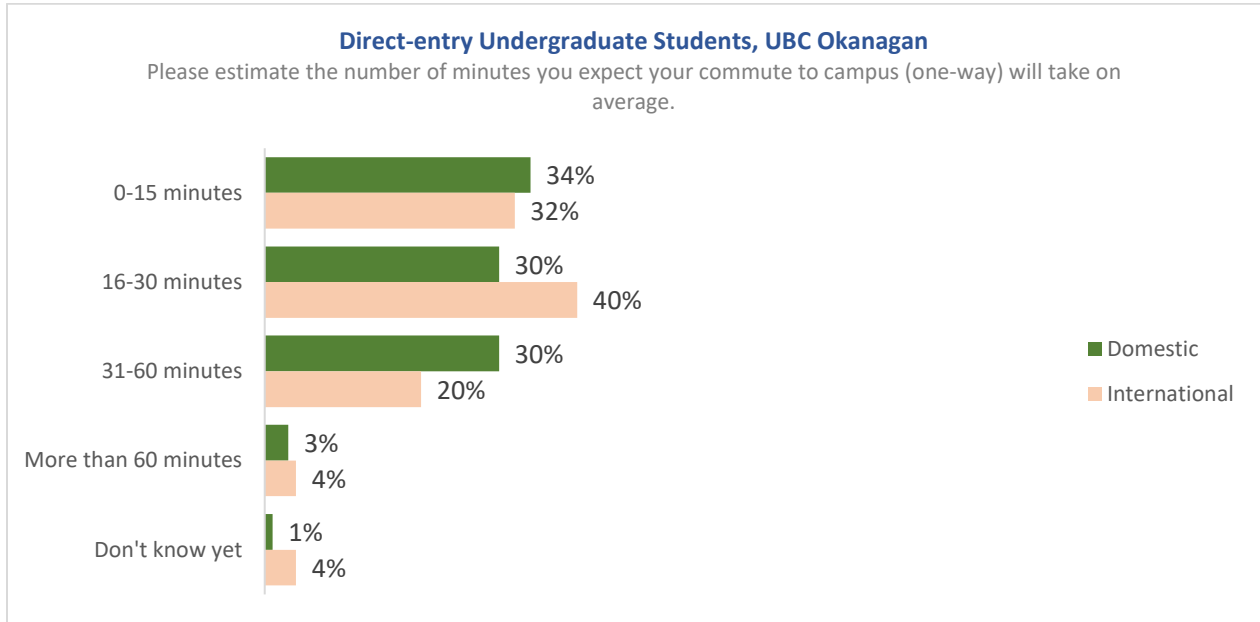
UBCO	Domestic		International	
	%	n	%	n
Don't know yet	9%	30	16%	5
I will not be commuting to campus this term	2%	8	3%	1
1 - 2 days a week	4%	14	6%	2
3 - 4 days a week	22%	72	26%	8
5+ days a week	62%	201	48%	15
Total	100%	325	100%	31

Of commuting new UBCO undergraduates, domestic students expect to use a vehicle (55%) or public transit (28%). International students expect to use public transit (60%) or walk (20%).



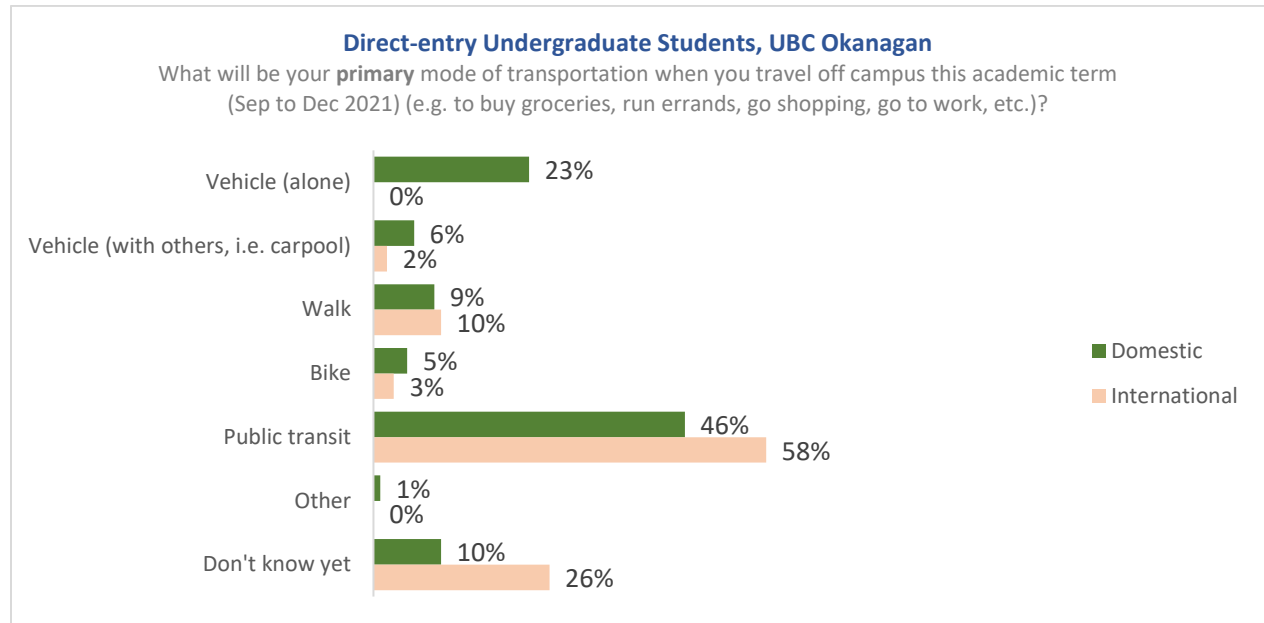
UBCO	Domestic		International	
	%	n	%	n
Vehicle (alone)	43%	124	4%	1
Vehicle (with others, i.e. carpool)	12%	35	4%	1
Walk	6%	17	20%	5
Bike	2%	5	4%	1
Public transit	28%	81	60%	15
Other	1%	3	0%	0
Don't know yet	8%	22	8%	2
Total	100%	287	100%	25

About a third of new UBCO undergraduates expect commutes longer than half an hour to UBCO (34% domestic, 28% international).



UBCO	Domestic		International	
	%	n	%	n
0-15 minutes	34%	99	32%	8
16-30 minutes	30%	87	40%	10
31-60 minutes	30%	87	20%	5
More than 60 minutes	3%	10	4%	1
Don't know yet	1%	4	4%	1
Total	100%	287	100%	25

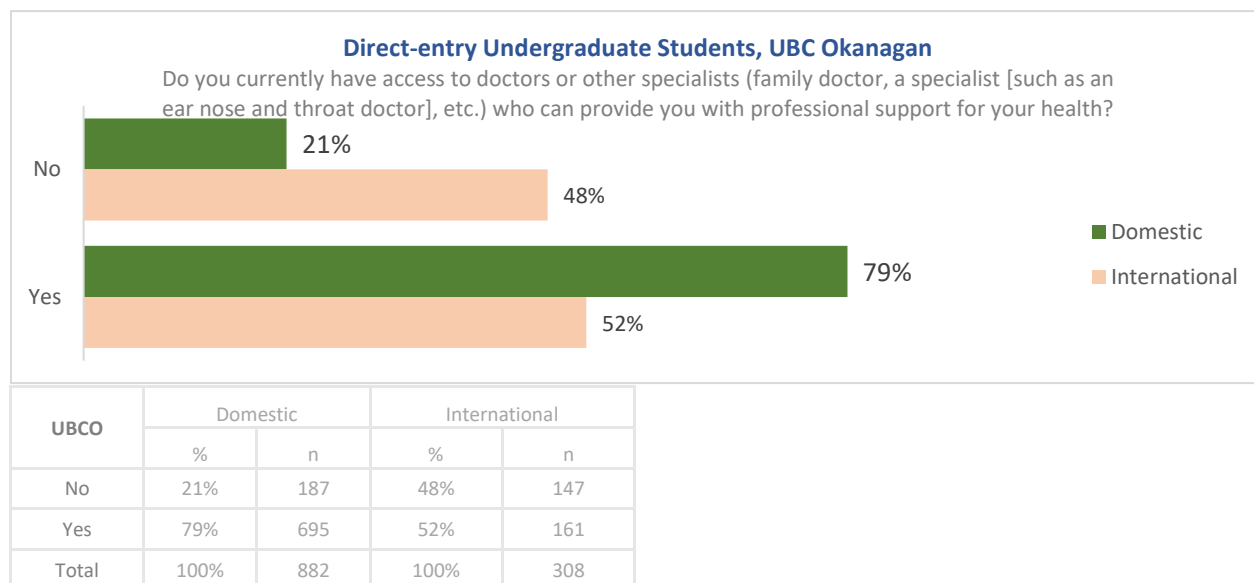
Of students living on campus, new UBCO undergraduates mainly expect to use public transit (46% domestic, 58% international). International students were more likely to be unsure what transportation mode they will use to commute at the time of the survey (26%).



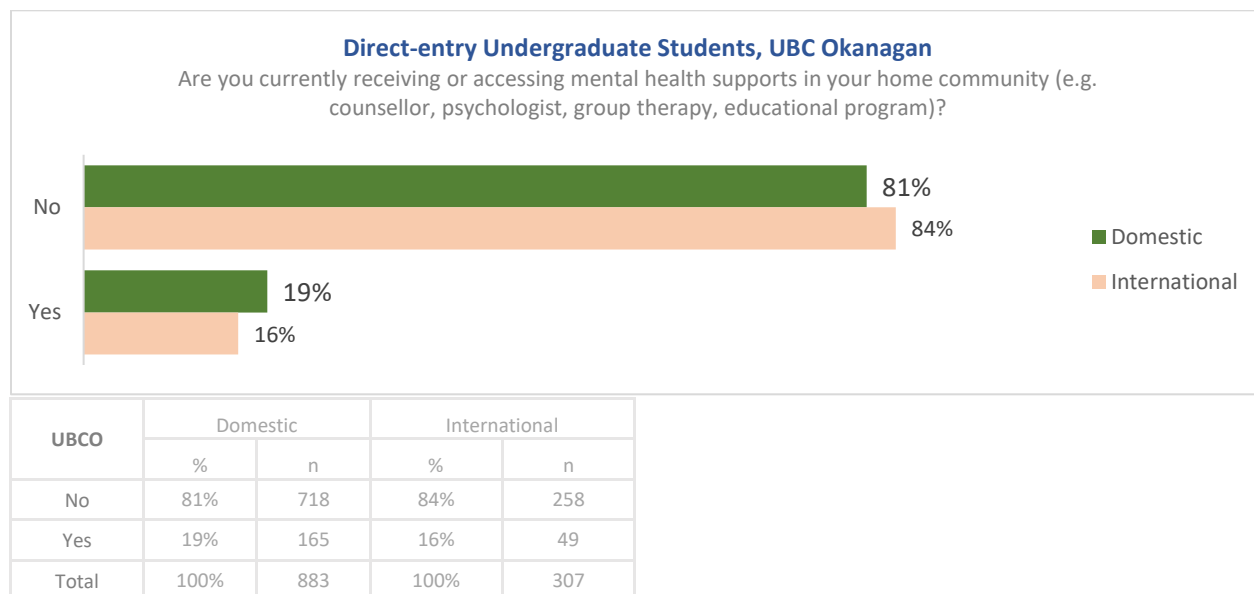
UBCO	Domestic		International	
	%	n	%	n
Vehicle (alone)	23%	123	0%	0
Vehicle (with others, i.e. carpool)	6%	33	2%	4
Walk	9%	47	10%	25
Bike	5%	26	3%	8
Public transit	46%	245	58%	139
Other	1%	5	0%	1
Don't know yet	10%	55	26%	62
Total	100%	534	100%	239

Section 8: Wellbeing

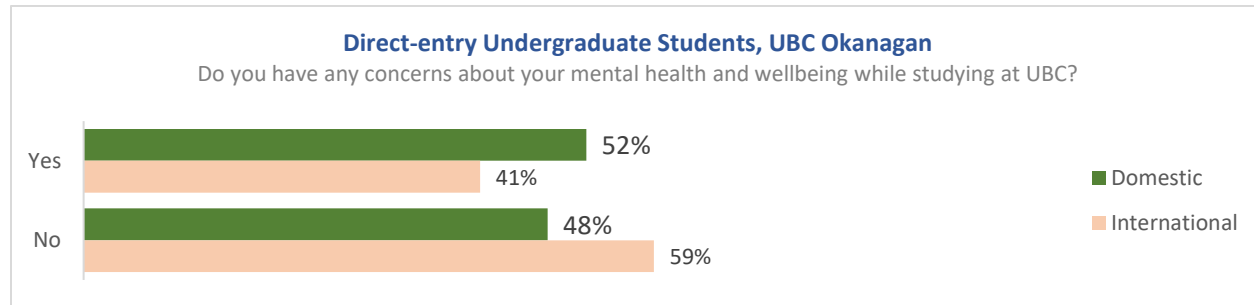
International students are most likely to not have access to a doctor or other specialists (48%).



Most new UBCO undergraduates are not currently accessing mental health supports in their home community.

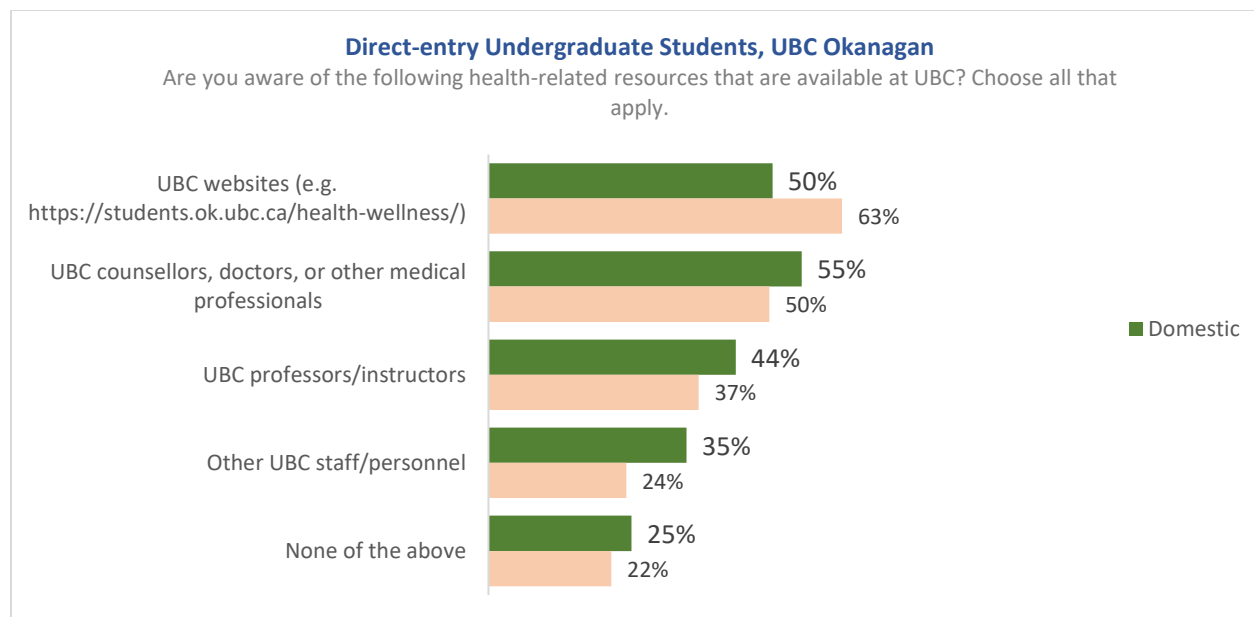


Mental health is a noticeable concern for new UBCO undergraduates.



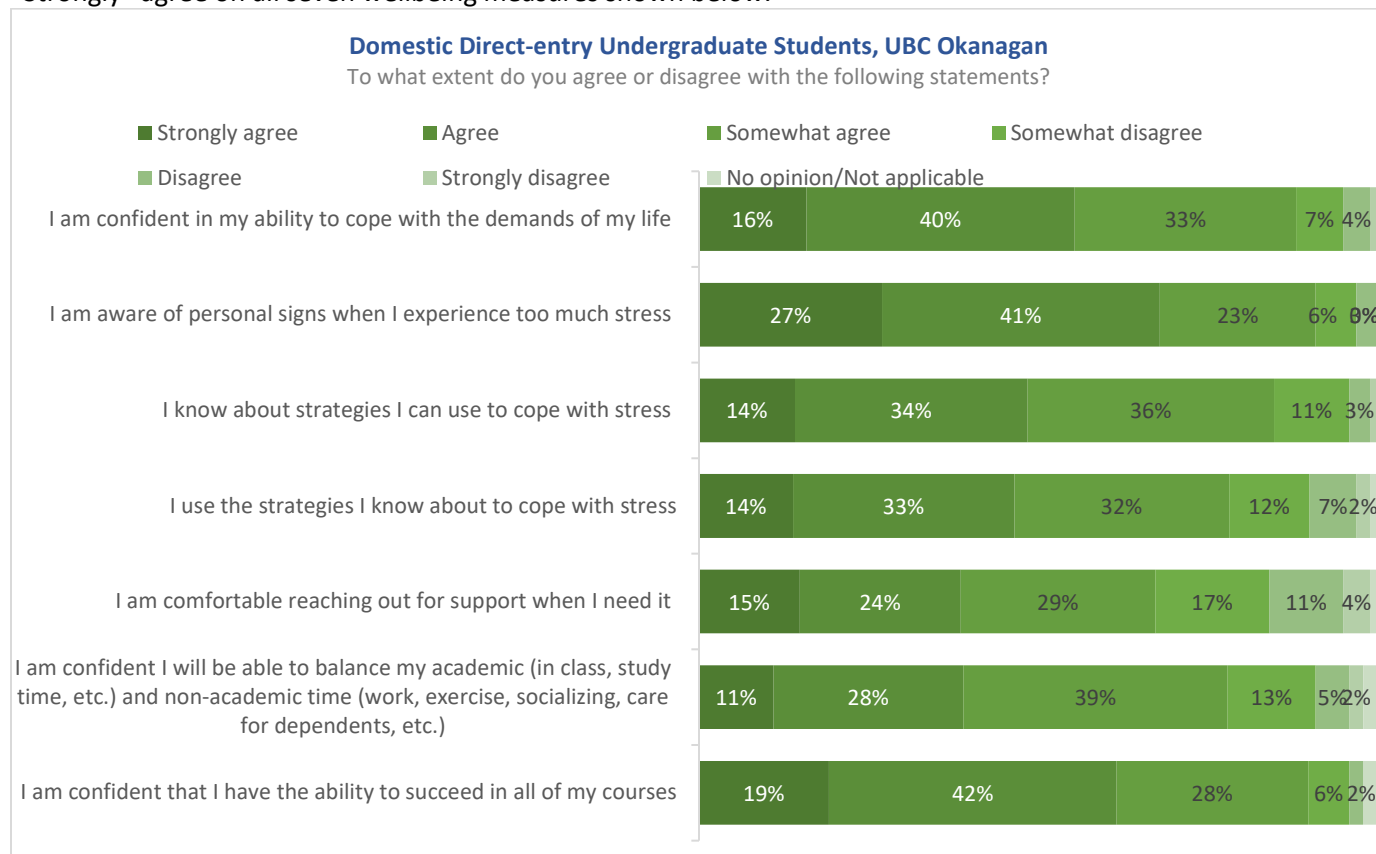
UBCO	Domestic		International	
	%	n	%	n
Yes	52%	455	41%	125
No	48%	426	59%	183
Total	100%	881	100%	308

Most students are aware of at least one of the listed health related resources available at UBCO (75% domestic, 78% international).

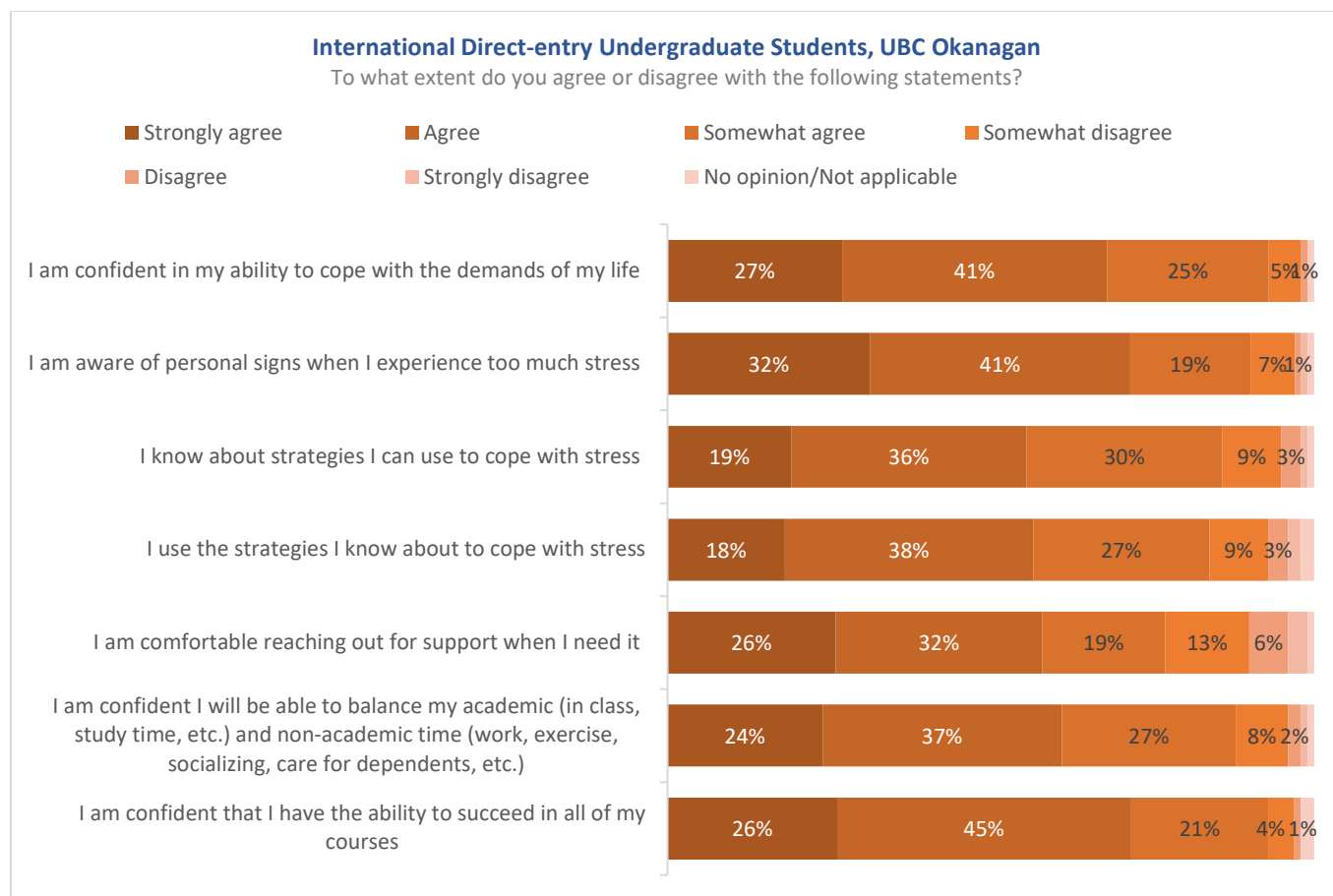


UBCO	Domestic		International	
	%	n	%	n
UBC websites (e.g. https://students.ok.ubc.ca/health-wellness/)	50%	439	63%	190
UBC counsellors, doctors, or other medical professionals	55%	484	50%	151
UBC professors/instructors	44%	382	37%	113
Other UBC staff/personnel	35%	306	24%	74
None of the above	25%	221	22%	66
Total number of respondents	100%	874	100%	304

Domestic new to UBCO students are less likely than their international counterparts to “Agree” or “Strongly” agree on all seven wellbeing measures shown below.



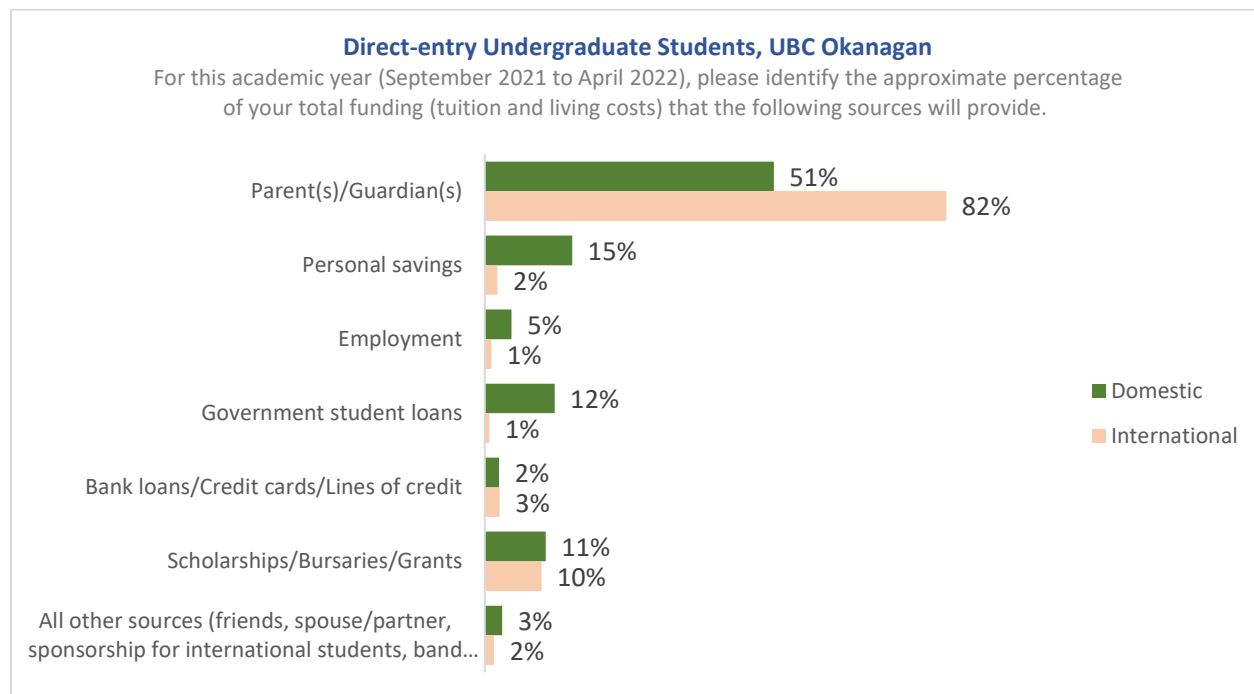
UBCO Domestic	Strongly Agree/Agree	Including Somewhat agree	Strongly agree	Agree	Somewhat agree	Somewhat disagree	Disagree	Strongly disagree	No opinion/Not applicable	Total
I am confident in my ability to cope with the demands of my life	55%	89%	16%	40%	33%	7%	4%	1%	0%	883
I am aware of personal signs when I experience too much stress	68%	91%	27%	41%	23%	6%	3%	0%	0%	882
I know about strategies I can use to cope with stress	48%	84%	14%	34%	36%	11%	3%	1%	0%	882
I use the strategies I know about to cope with stress	47%	79%	14%	33%	32%	12%	7%	2%	1%	882
I am comfortable reaching out for support when I need it	39%	68%	15%	24%	29%	17%	11%	4%	1%	882
I am confident I will be able to balance my academic and non-academic time	39%	78%	11%	28%	39%	13%	5%	2%	2%	882
I am confident that I have the ability to succeed in all of my courses	61%	89%	19%	42%	28%	6%	2%	0%	2%	881



UBCO International	Strongly Agree/Agree	Including Somewhat agree	Strongly agree	Agree	Somewhat agree	Somewhat disagree	Disagree	Strongly disagree	No opinion/Not applicable	Total
I am confident in my ability to cope with the demands of my life	69%	93%	27%	41%	25%	5%	1%	0%	1%	307
I am aware of personal signs when I experience too much stress	73%	92%	32%	41%	19%	7%	1%	1%	1%	306
I know about strategies I can use to cope with stress	55%	85%	19%	36%	30%	9%	3%	1%	1%	304
I use the strategies I know about to cope with stress	56%	83%	18%	38%	27%	9%	3%	2%	2%	303
I am comfortable reaching out for support when I need it	58%	77%	26%	32%	19%	13%	6%	3%	1%	304
I am confident I will be able to balance my academic and non-academic time	61%	88%	24%	37%	27%	8%	2%	1%	1%	304
I am confident that I have the ability to succeed in all of my courses	72%	92%	26%	45%	21%	4%	1%	0%	2%	304

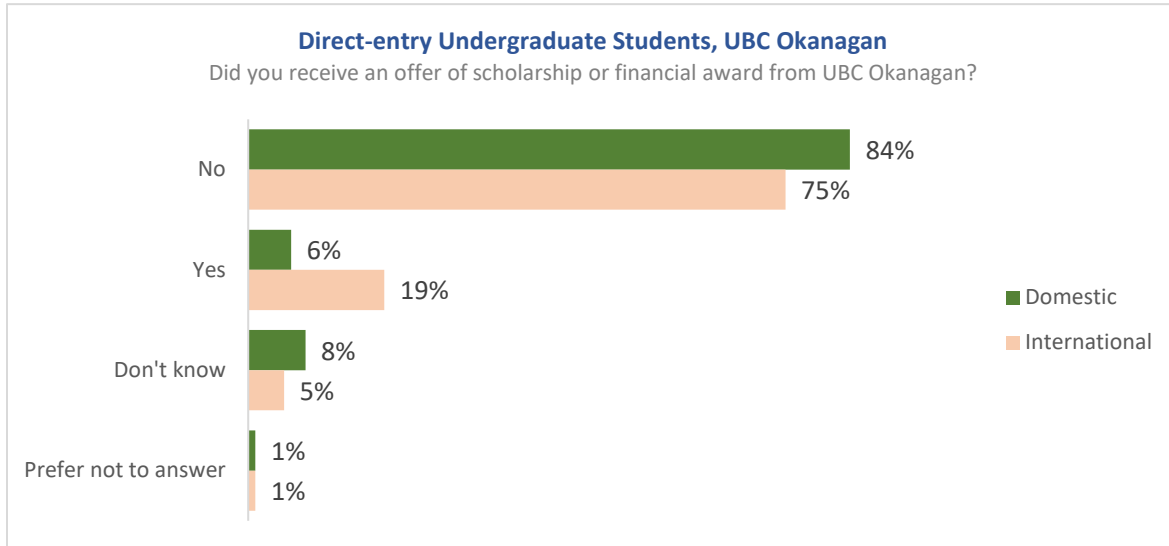
Section 9: Financial impact/concerns

New UBCO undergraduates finance their education primarily through help from their parents (51% Domestic, 82% International). Domestic students are more likely to report use of personal savings (15%), or Government student loans (12%).



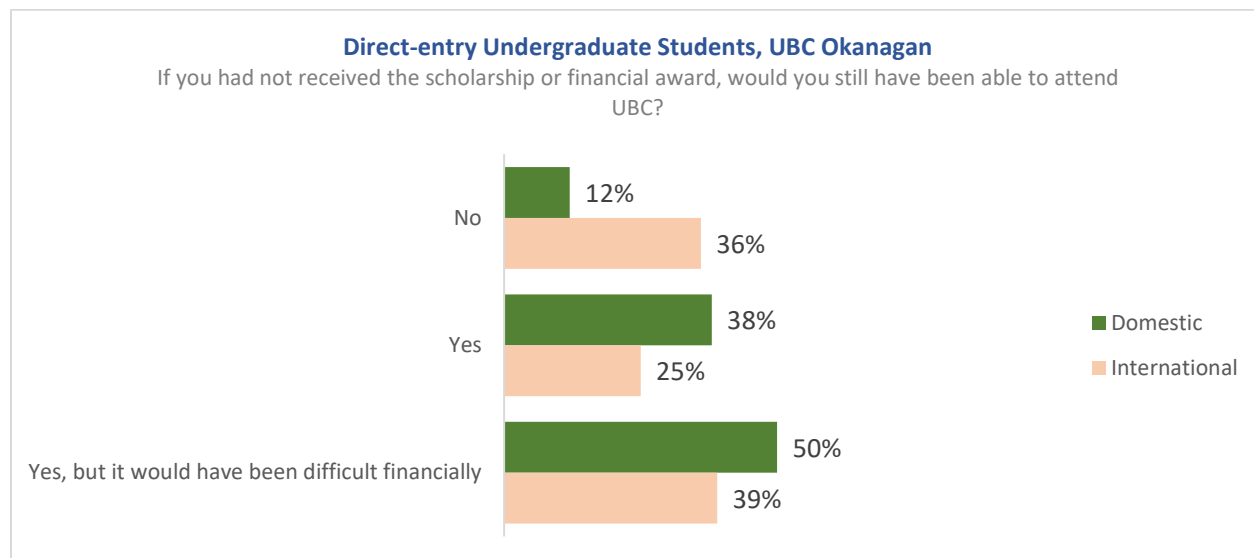
UBCO	Domestic	International
Parent(s)/Guardian(s)	51%	82%
Personal savings	15%	2%
Employment	5%	1%
Government student loans	12%	1%
Bank loans/Credit cards/Lines of credit	2%	3%
Scholarships/Bursaries/Grants	11%	10%
All other sources (friends, spouse/partner, sponsorship for international students, band funding for aboriginal students, etc.)	3%	2%
Total number of respondents	854	304

Of new UBCO undergraduates, 6% of domestic and 19% of international students received a scholarship or financial award from UBC.



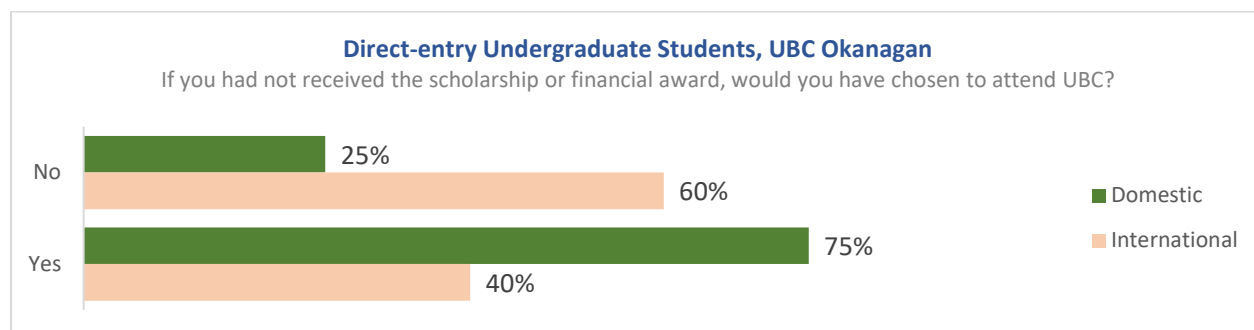
UBCO	Domestic		International	
	%	n	%	n
No	84%	719	75%	229
Yes	6%	52	19%	58
Don't know	8%	72	5%	14
Prefer not to answer	1%	11	1%	3
Total	100%	854	100%	304

New international UBCO undergraduates were most likely to say that they would not have been able to attend without a scholarship or financial award from UBC (36%).



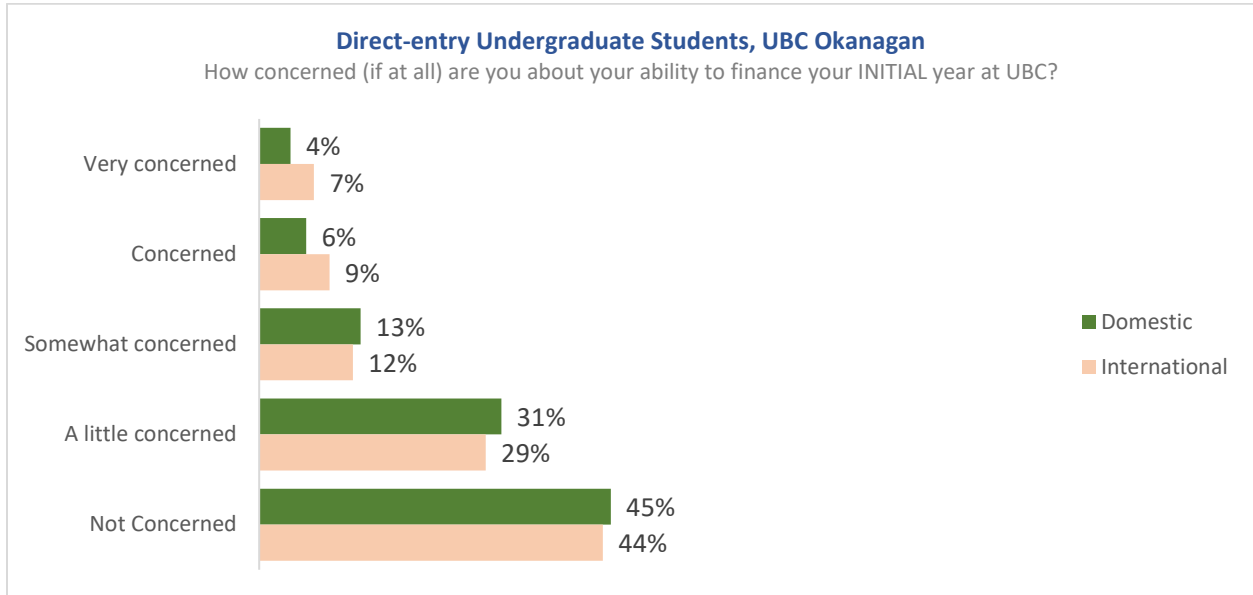
UBCO	Domestic		International	
	%	n	%	n
No	12%	6	36%	20
Yes	38%	2	25%	14
Yes, but it would have been difficult financially	50%	26	39%	22
Total	100%	52	100%	56

New international UBCO undergraduates were most likely to say that they would not have chosen to attend UBCO without a scholarship or financial award from UBC (60%).



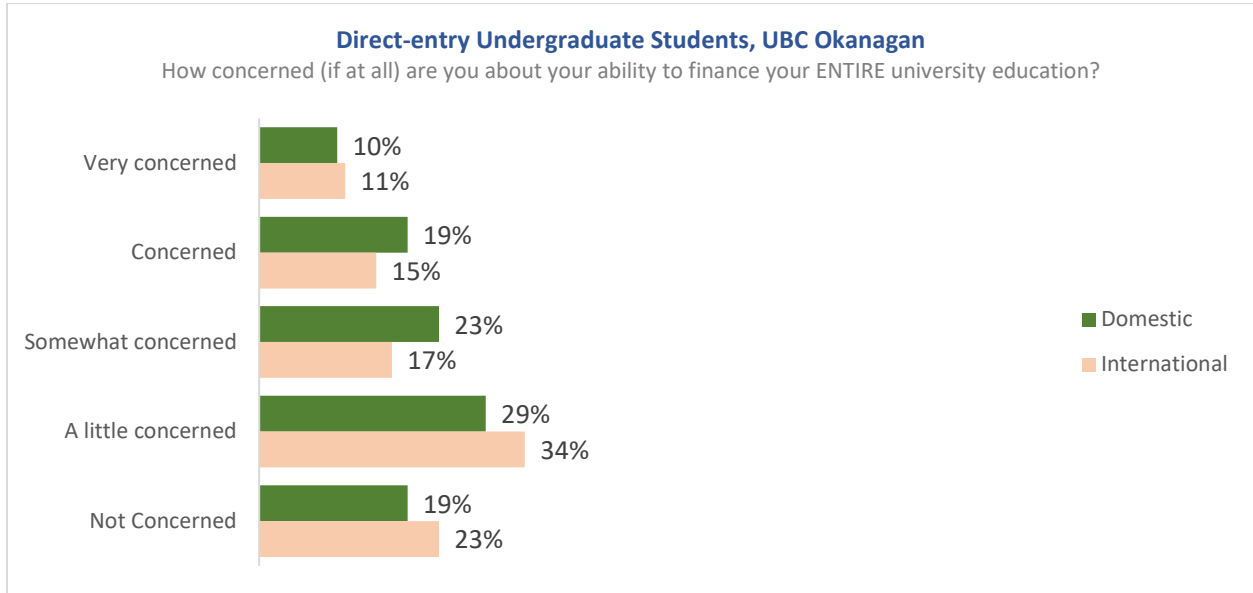
UBCO	Domestic		International	
	%	n	%	n
No	25%	13	60%	34
Yes	75%	39	40%	23
Total	100%	52	100%	57

The majority of new UBCO undergraduates have some degree of concern about financing their initial year at UBC (55% domestic, 56% international).



UBCO	Domestic		International	
	%	n	%	n
Very concerned	4%	37	7%	20
Concerned	6%	55	9%	26
Somewhat concerned	13%	114	12%	36
A little concerned	31%	264	29%	89
Not concerned	45%	384	44%	132
Total	100%	854	100%	303

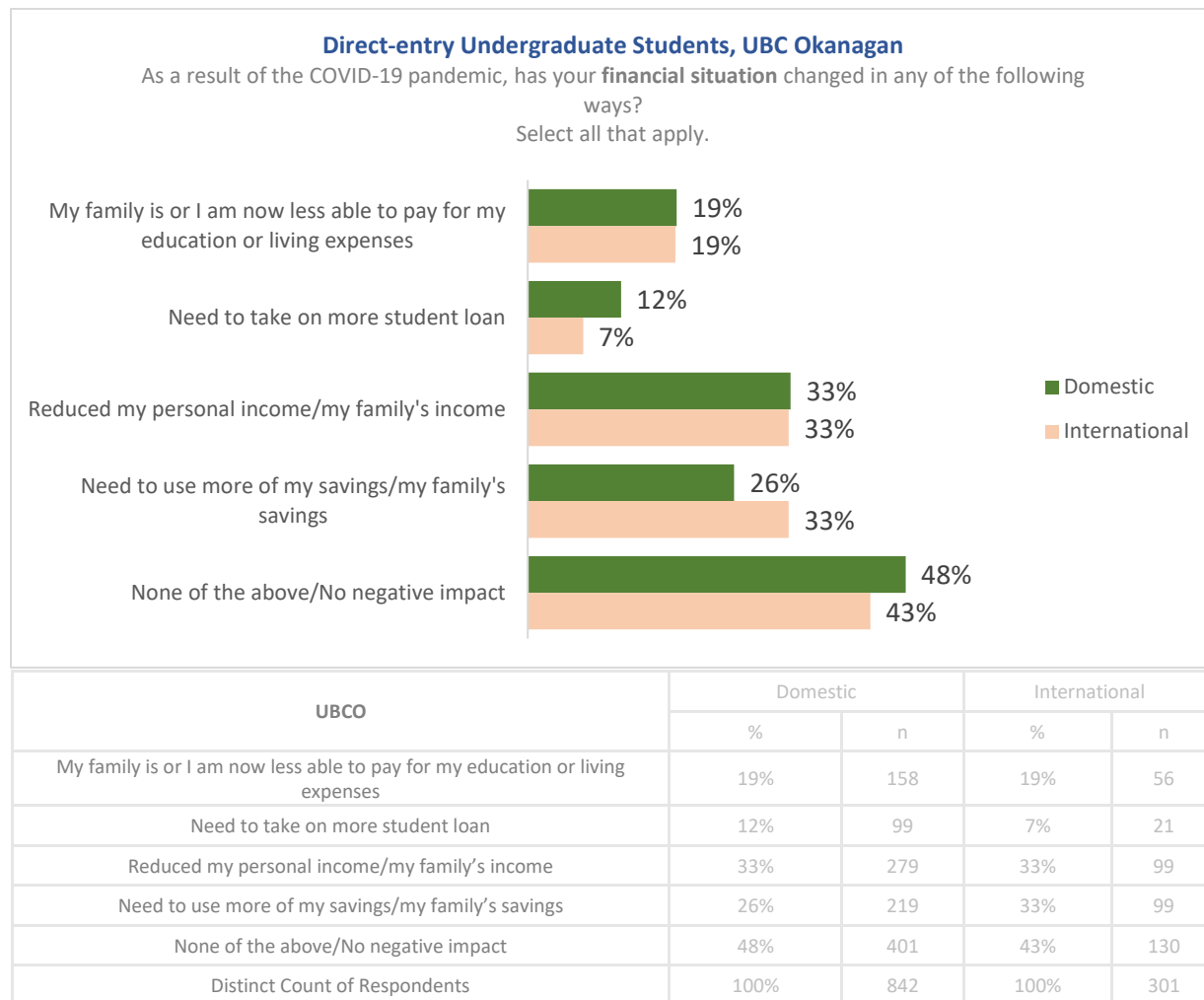
Most new UBCO undergraduates have some degree of concern about financing their entire education at UBC (81% domestic, 77% international).



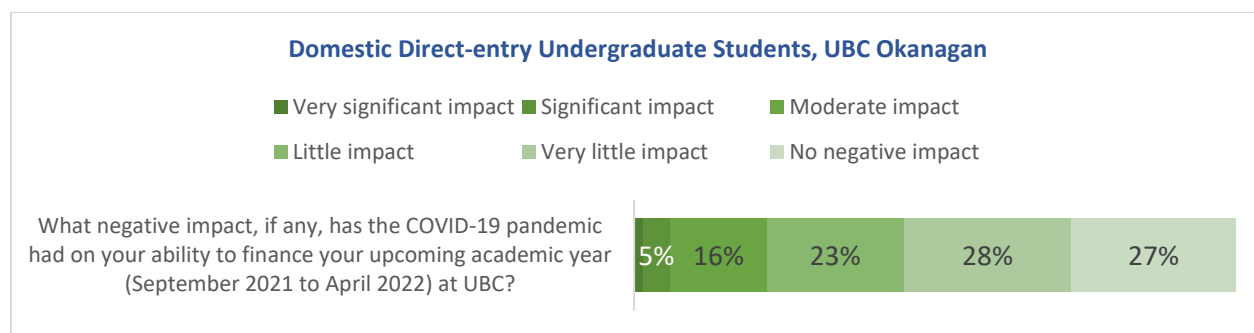
UBCO	Domestic		International	
	%	n	%	n
Very concerned	10%	89	11%	33
Concerned	19%	159	15%	44
Somewhat concerned	23%	196	17%	52
A little concerned	29%	250	34%	103
Not concerned	19%	159	23%	71
Total	100%	853	100%	303

Section 10: COVID-19

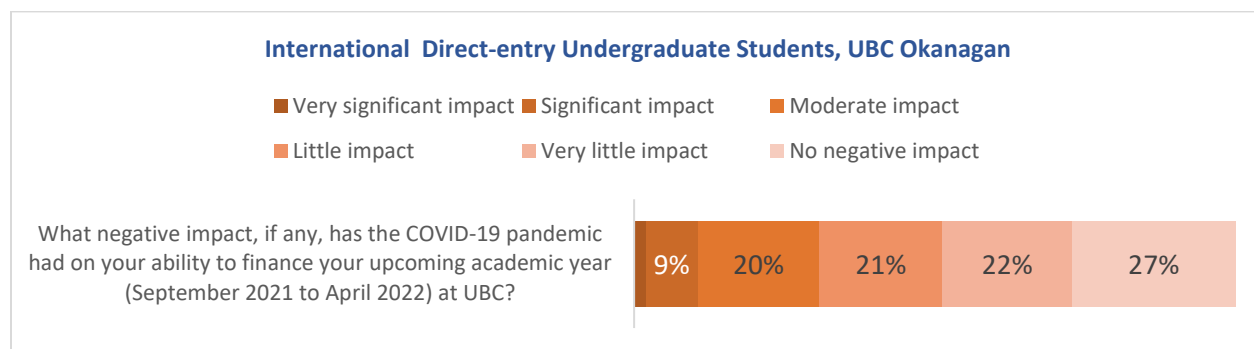
The majority of new UBCO undergraduates have had some kind of financial situation change as a result of the COVID-19 pandemic (52% domestic, 57% international).



Most new UBCO undergraduates have experienced some degree of negative impact from the COVID-19 pandemic on their ability to finance their upcoming year at UBC (73% domestic, 73% international).



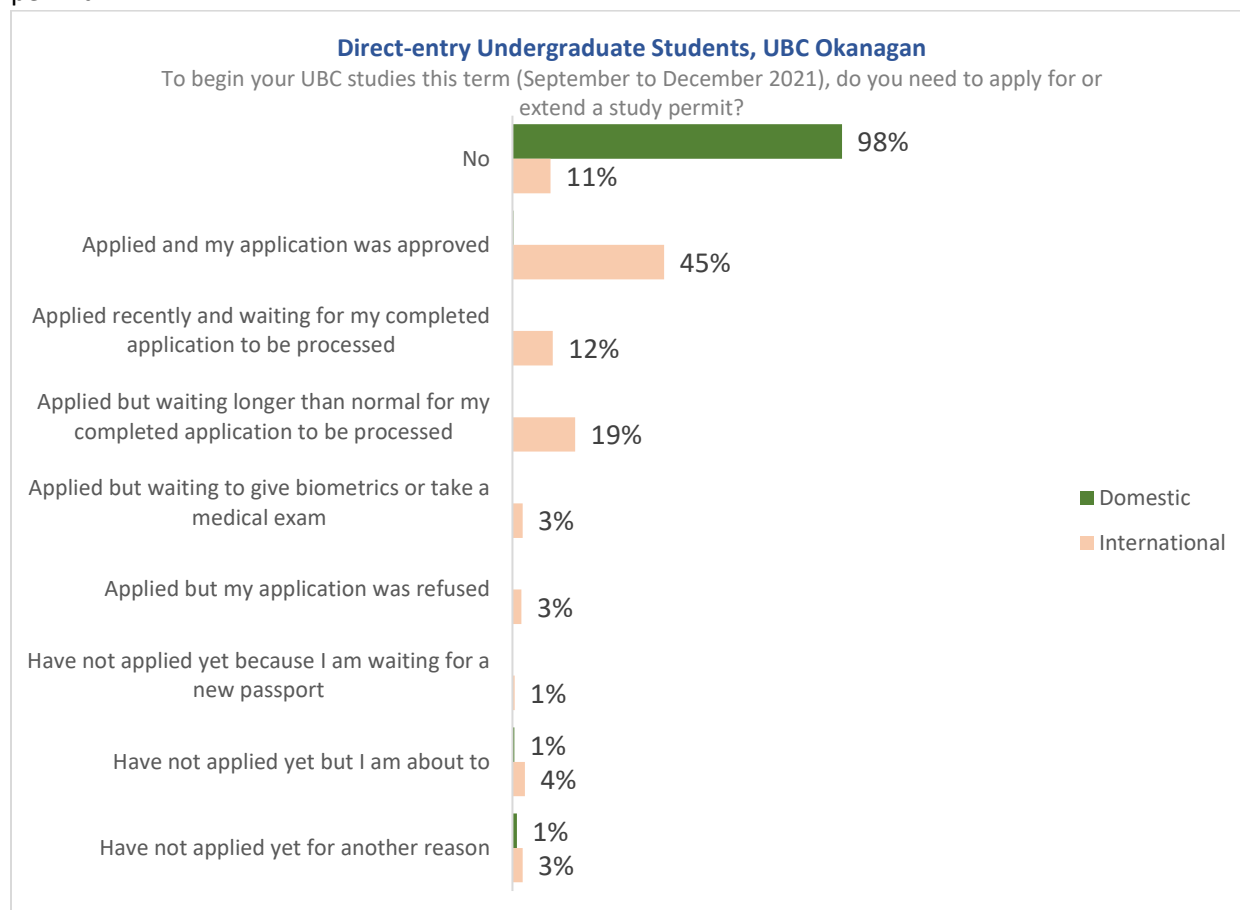
UBCO Domestic	Very significant impact/ Significant impact	Including moderate impact	Very significant impact	Significant impact	Moderate impact	Little impact	Very little impact	No negative impact	Total
What negative impact, if any, has the COVID-19 pandemic had on your ability to finance your upcoming academic year (September 2021 to April 2022) at UBC?	6%	22%	2%	5%	16%	23%	28%	27%	847



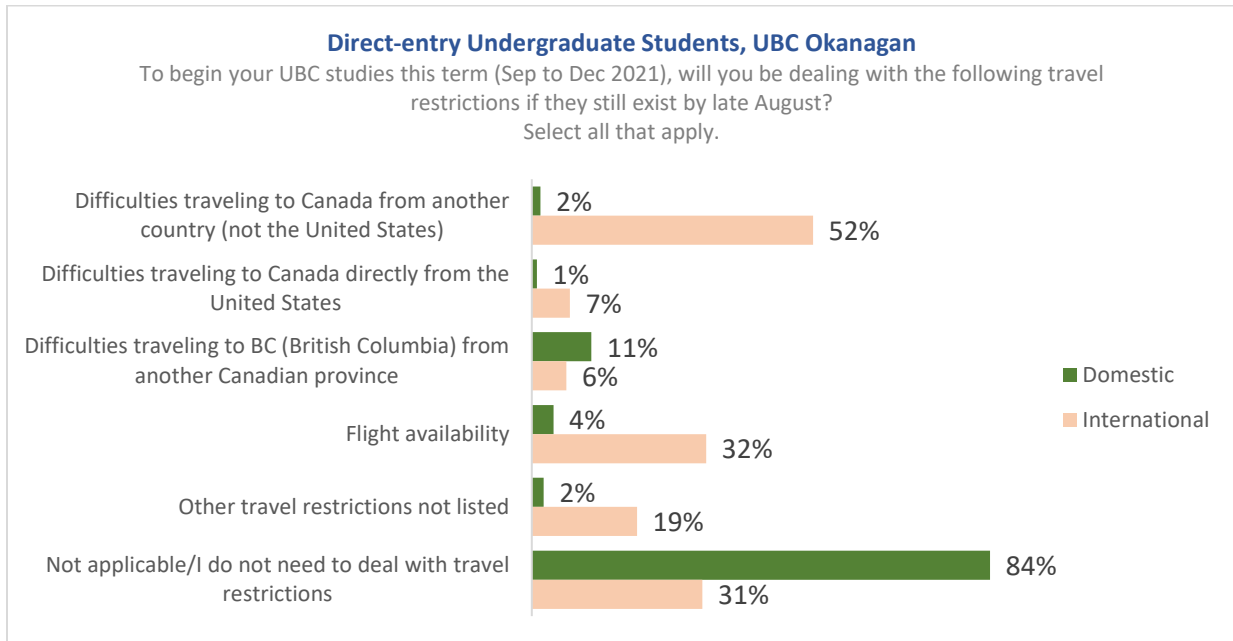
UBCO International	Very significant impact/ Significant impact	Including moderate impact	Very significant impact	Significant impact	Moderate impact	Little impact	Very little impact	No negative impact	Total
What negative impact, if any, has the COVID-19 pandemic had on your ability to finance your upcoming academic year (September 2021 to April 2022) at UBC?	11%	31%	2%	9%	20%	21%	22%	27%	302

Section 11: Study Permit

Most (86%) of new international UBCO undergraduates report needing to apply for or extend a study permit.



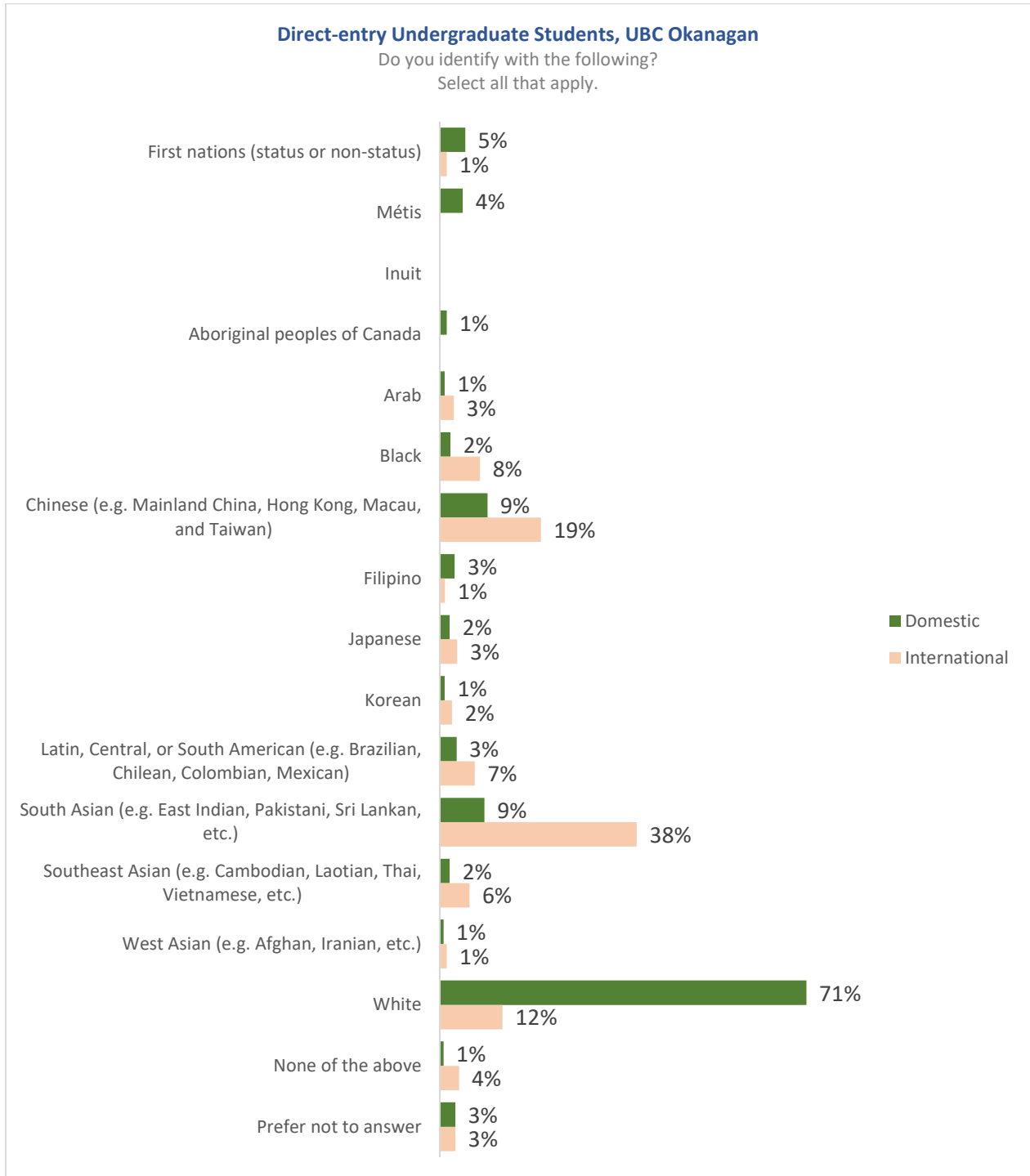
UBCO	Domestic		International	
	%	n	%	n
No	98%	823	11%	34
Applied and my application was approved	0%	2	45%	135
Applied recently and waiting for my completed application to be processed	0%	0	12%	36
Applied but waiting longer than normal for my completed application to be processed	0%	0	19%	56
Applied but waiting to give biometrics or take a medical exam	0%	0	3%	9
Applied but my application was refused	0%	0	3%	8
Have not applied yet because I am waiting for a new passport	0%	0	1%	2
Have not applied yet but I am about to	1%	5	4%	11
Have not applied yet for another reason	1%	11	3%	9
Total	100%	841	100%	300



UBCO	Domestic		International	
	%	n	%	n
Difficulties traveling to Canada from another country (not the United States)	2%	13	52%	155
Difficulties traveling to Canada directly from the United States	1%	8	7%	21
Difficulties traveling to BC (British Columbia) from another Canadian province	11%	91	6%	19
Flight availability	4%	33	32%	96
Other travel restrictions not listed	2%	18	19%	58
Not applicable/I do not need to deal with travel restrictions	84%	700	31%	94
Distinct Count of Respondents	100%	832	100%	300

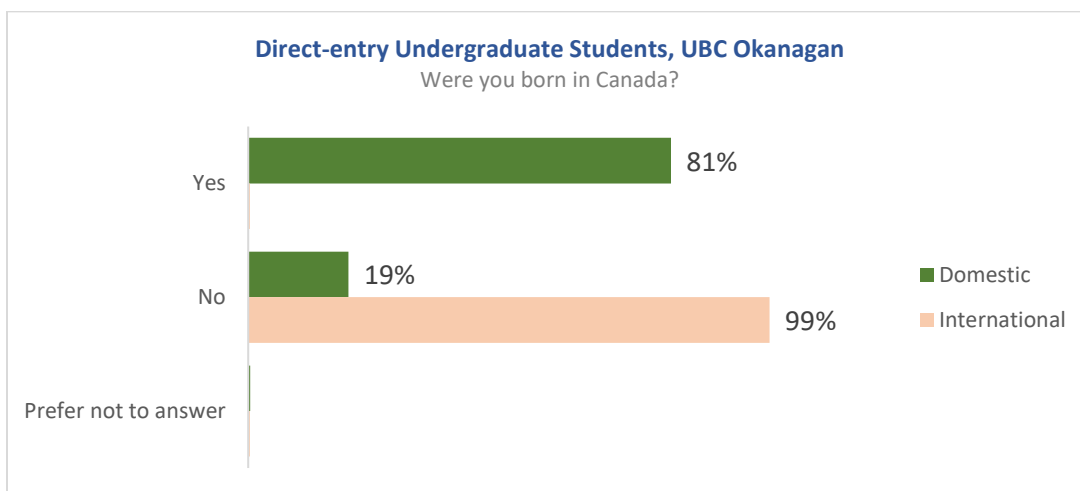
Section 12: Demographics

With the Demographics Project nearly complete, this section is undergoing a major revision for UES 2022 and NUBC 2022.

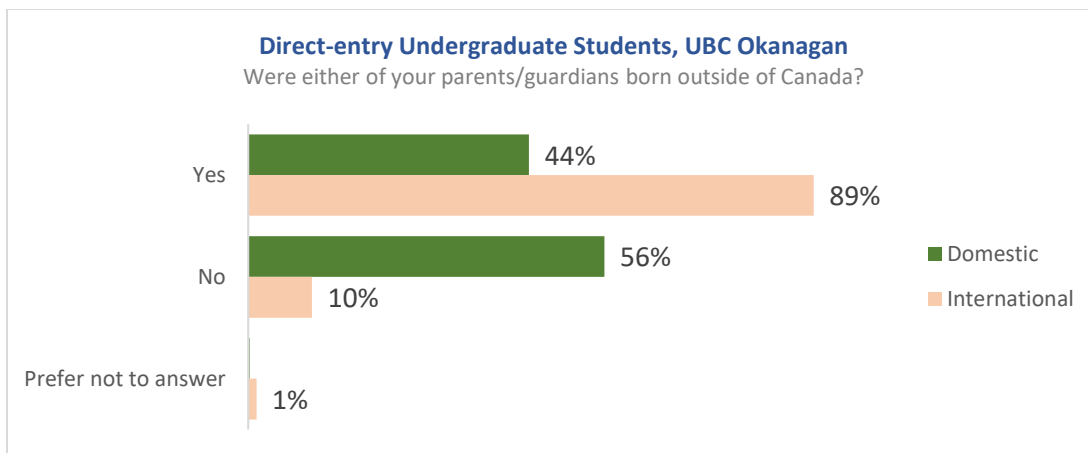


New to UBC 2021 Final Report – UBC Okanagan, Direct-entry, Undergraduate Students

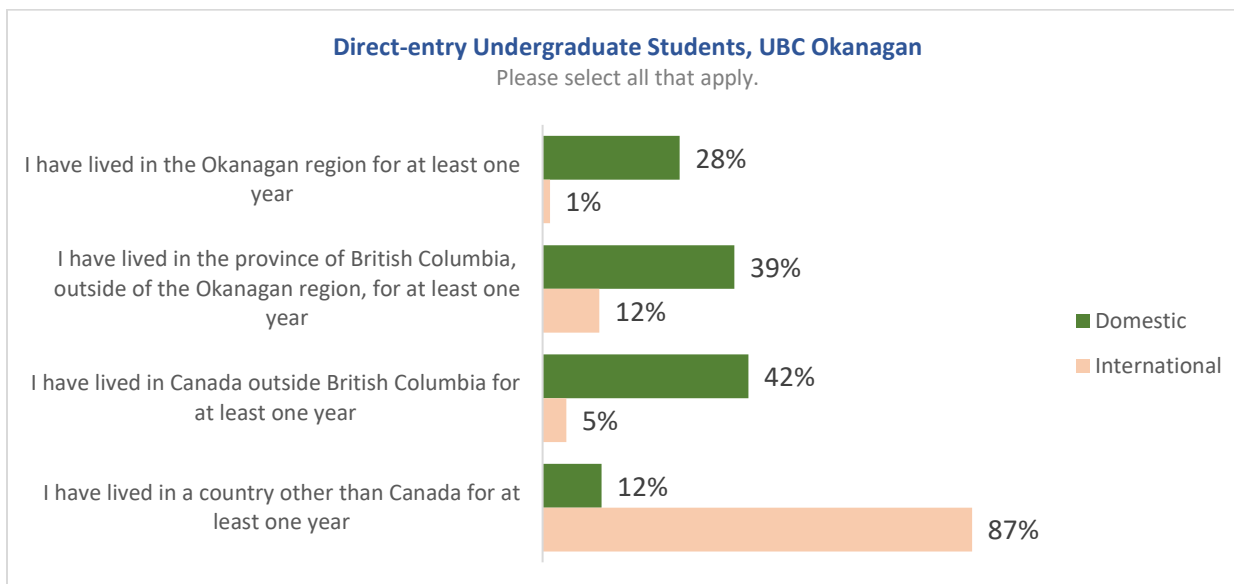
UBCO	Domestic		International	
	%	n	%	n
First nations (status or non-status)	5%	41	1%	4
Métis	4%	37	0%	0
Inuit	0%	1	0%	0
Aboriginal peoples of Canada	1%	11	0%	0
Arab	1%	8	3%	8
Black	2%	17	8%	23
Chinese (e.g. Mainland China, Hong Kong, Macau, and Taiwan)	9%	77	19%	58
Filipino	3%	24	1%	3
Japanese	2%	16	3%	10
Korean	1%	8	2%	7
Latin, Central, or South American (e.g. Brazilian, Chilean, Colombian, Mexican)	3%	27	7%	20
South Asian (e.g. East Indian, Pakistani, Sri Lankan, etc.)	9%	72	38%	113
Southeast Asian (e.g. Cambodian, Laotian, Thai, Vietnamese, etc.)	2%	16	6%	17
West Asian (e.g. Afghan, Iranian, etc.)	1%	6	1%	4
White	71%	590	12%	36
None of the above	1%	6	4%	11
Prefer not to answer	3%	25	3%	9
Distinct Count of Respondents	100%	836	100%	298



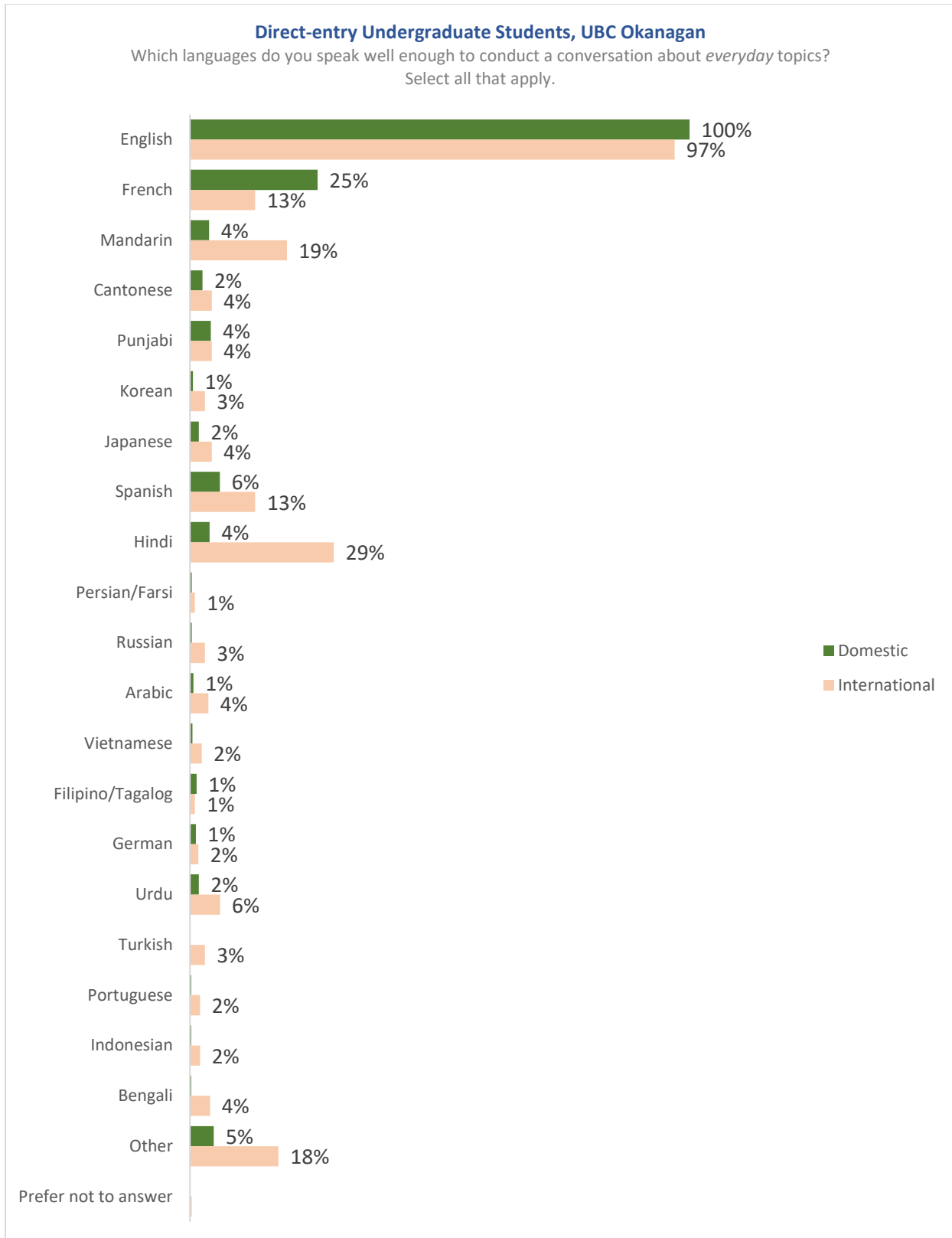
UBCO	Domestic		International	
	%	n	%	n
Yes	81%	677	0%	1
No	19%	161	99%	297
Prefer not to answer	0%	3	0%	1
Total	100%	841	100%	299



UBCO	Domestic		International	
	%	n	%	n
Yes	44%	370	89%	265
No	56%	469	10%	30
Prefer not to answer	0%	2	1%	4
Total	100%	841	100%	299

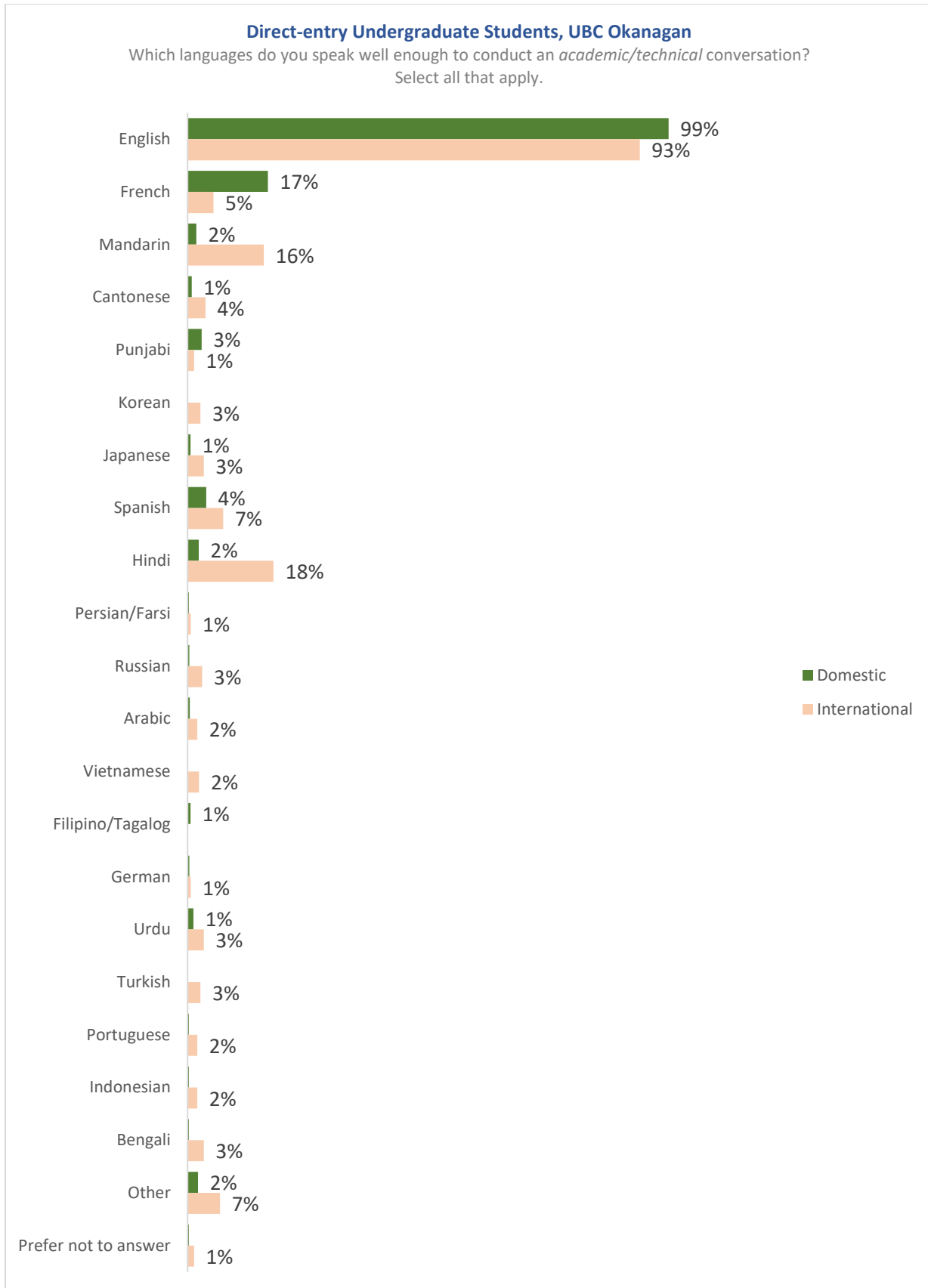


UBCO	Domestic		International	
	%	n	%	n
I have lived in the Okanagan region for at least one year	28%	233	1%	4
I have lived in the province of British Columbia, outside of the Okanagan region, for at least one year	39%	326	12%	31
I have lived in Canada outside British Columbia for at least one year	42%	350	5%	13
I have lived in a country other than Canada for at least one year	12%	100	87%	235
Distinct Count of Respondents	100%	836	100%	269



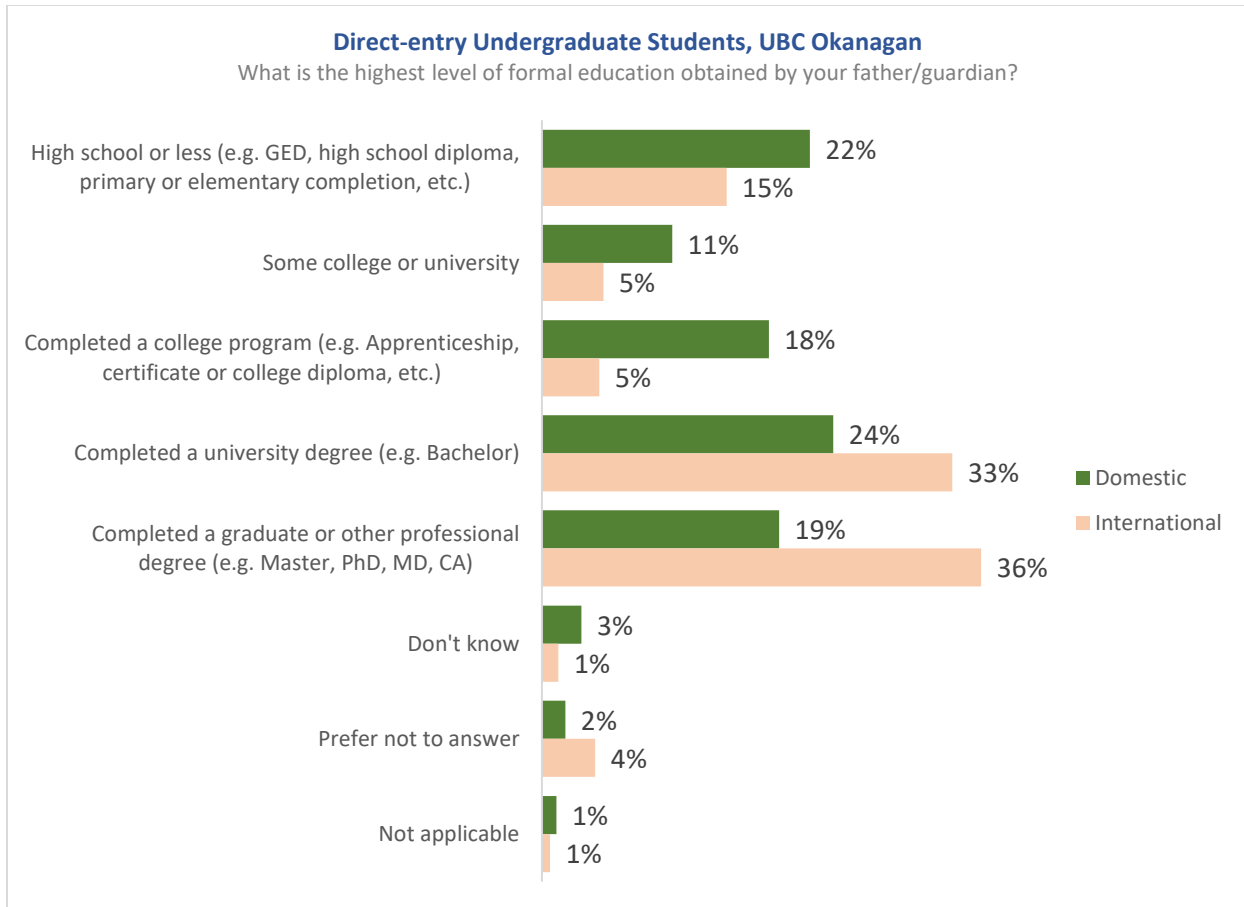
New to UBC 2021 Final Report – UBC Okanagan, Direct-entry, Undergraduate Students

UBCO	Domestic		International	
	%	n	%	n
English	100%	838	97%	290
French	25%	214	13%	39
Mandarin	4%	32	19%	58
Cantonese	2%	21	4%	13
Punjabi	4%	35	4%	13
Korean	1%	5	3%	9
Japanese	2%	15	4%	13
Spanish	6%	50	13%	39
Hindi	4%	33	29%	86
Persian/Farsi	0%	3	1%	3
Russian	0%	3	3%	9
Arabic	1%	6	4%	11
Vietnamese	0%	4	2%	7
Filipino/Tagalog	1%	11	1%	3
German	1%	10	2%	5
Urdu	2%	15	6%	18
Turkish	0%	0	3%	9
Portuguese	0%	2	2%	6
Indonesian	0%	2	2%	6
Bengali	0%	2	4%	12
Other	5%	40	18%	53
Prefer not to answer	0%	0	0%	1
Distinct Count of Respondents	100%	841	100%	300

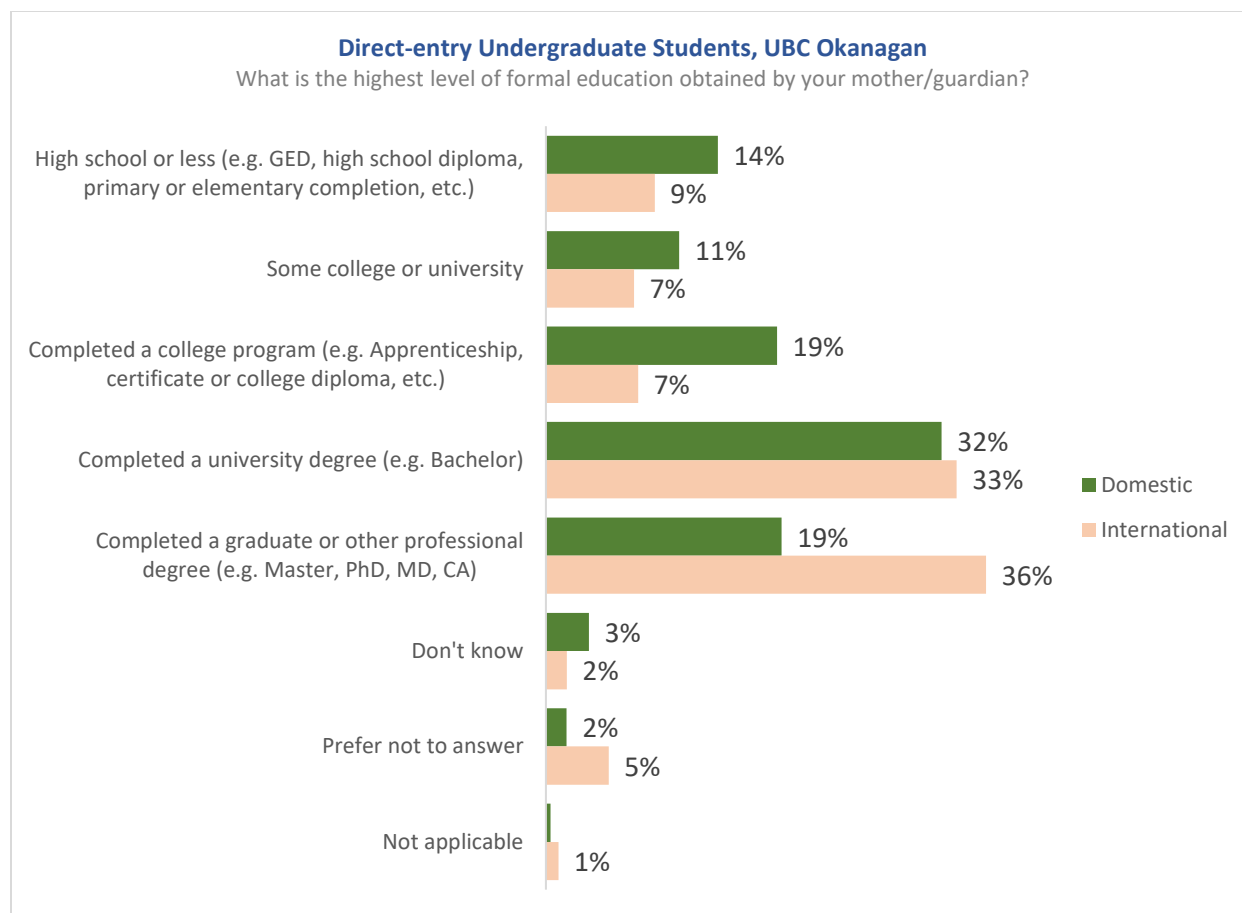


New to UBC 2021 Final Report – UBC Okanagan, Direct-entry, Undergraduate Students

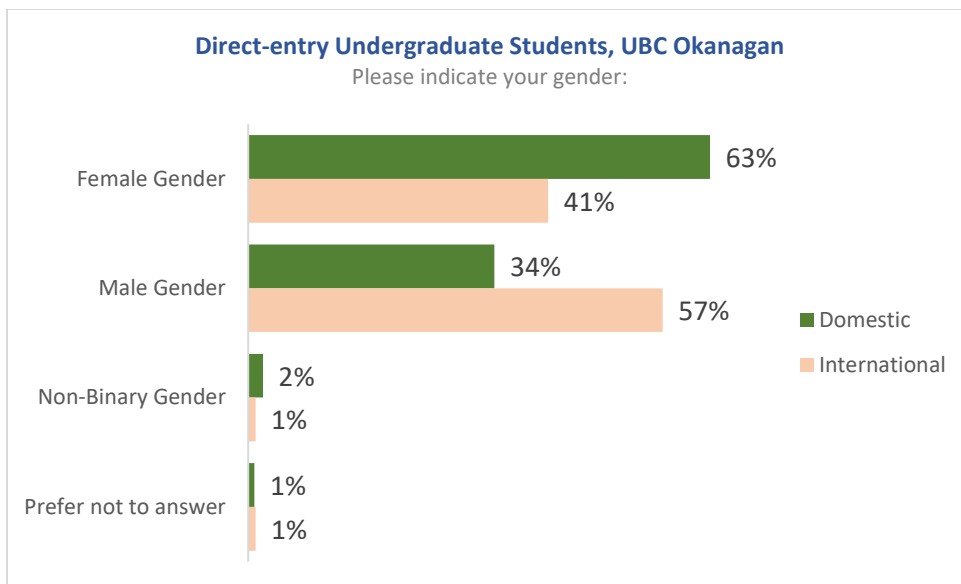
UBCO	Domestic		International	
	%	n	%	n
English	99%	826	93%	279
French	17%	138	5%	16
Mandarin	2%	15	16%	47
Cantonese	1%	7	4%	11
Punjabi	3%	24	1%	4
Korean	0%	1	3%	8
Japanese	1%	5	3%	10
Spanish	4%	32	7%	22
Hindi	2%	19	18%	53
Persian/Farsi	0%	2	1%	2
Russian	0%	3	3%	9
Arabic	0%	4	2%	6
Vietnamese	0%	1	2%	7
Filipino/Tagalog	1%	5	0%	0
German	0%	3	1%	2
Urdu	1%	10	3%	10
Turkish	0%	0	3%	8
Portuguese	0%	2	2%	6
Indonesian	0%	2	2%	6
Bengali	0%	2	3%	10
Other	2%	18	7%	20
Prefer not to answer	0%	2	1%	4
Distinct Count of Respondents	100%	835	100%	300



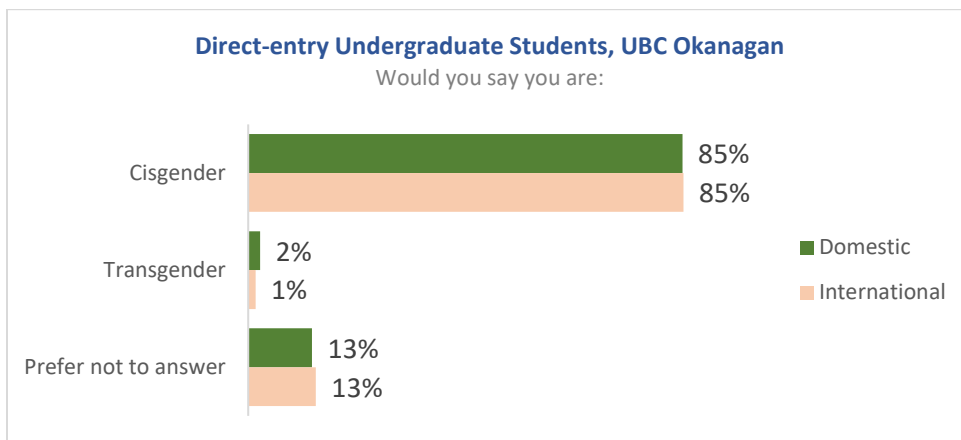
UBCO	Domestic		International	
	%	n	%	n
High school or less (e.g. GED, high school diploma, primary or elementary completion, etc.)	22%	183	15%	45
Some college or university	11%	89	5%	15
Completed a college program (e.g. Apprenticeship, certificate or college diploma, etc.)	18%	155	5%	14
Completed a university degree (e.g. Bachelor)	24%	199	33%	100
Completed a graduate or other professional degree (e.g. Master, PhD, MD, CA)	19%	162	36%	107
Don't know	3%	27	1%	4
Prefer not to answer	2%	16	4%	13
Not applicable	1%	10	1%	2
Total	100%	841	100%	300



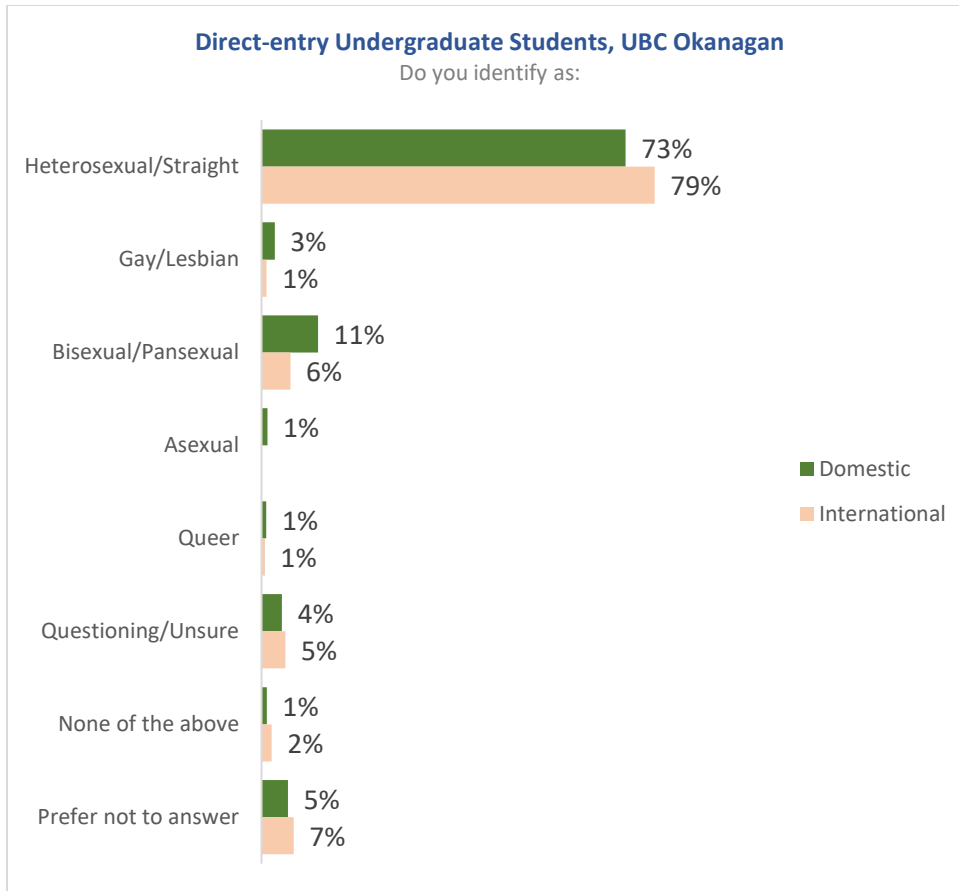
UBCO	Domestic		International	
	%	n	%	n
High school or less (e.g. GED, high school diploma, primary or elementary completion, etc.)	14%	116	9%	26
Some college or university	11%	90	7%	21
Completed a college program (e.g. Apprenticeship, certificate or college diploma, etc.)	19%	156	7%	22
Completed a university degree (e.g. Bachelor)	32%	267	33%	98
Completed a graduate or other professional degree (e.g. Master, PhD, MD, CA)	19%	159	36%	105
Don't know	3%	29	2%	5
Prefer not to answer	2%	14	5%	15
Not applicable	0%	3	1%	3
Total	100%	834	100%	295



UBCO	Domestic		International	
	%	n	%	n
Female Gender	63%	533	41%	123
Male Gender	34%	284	57%	170
Non-Binary Gender	2%	17	1%	3
Prefer not to answer	1%	7	1%	3
Total	100%	841	100%	299



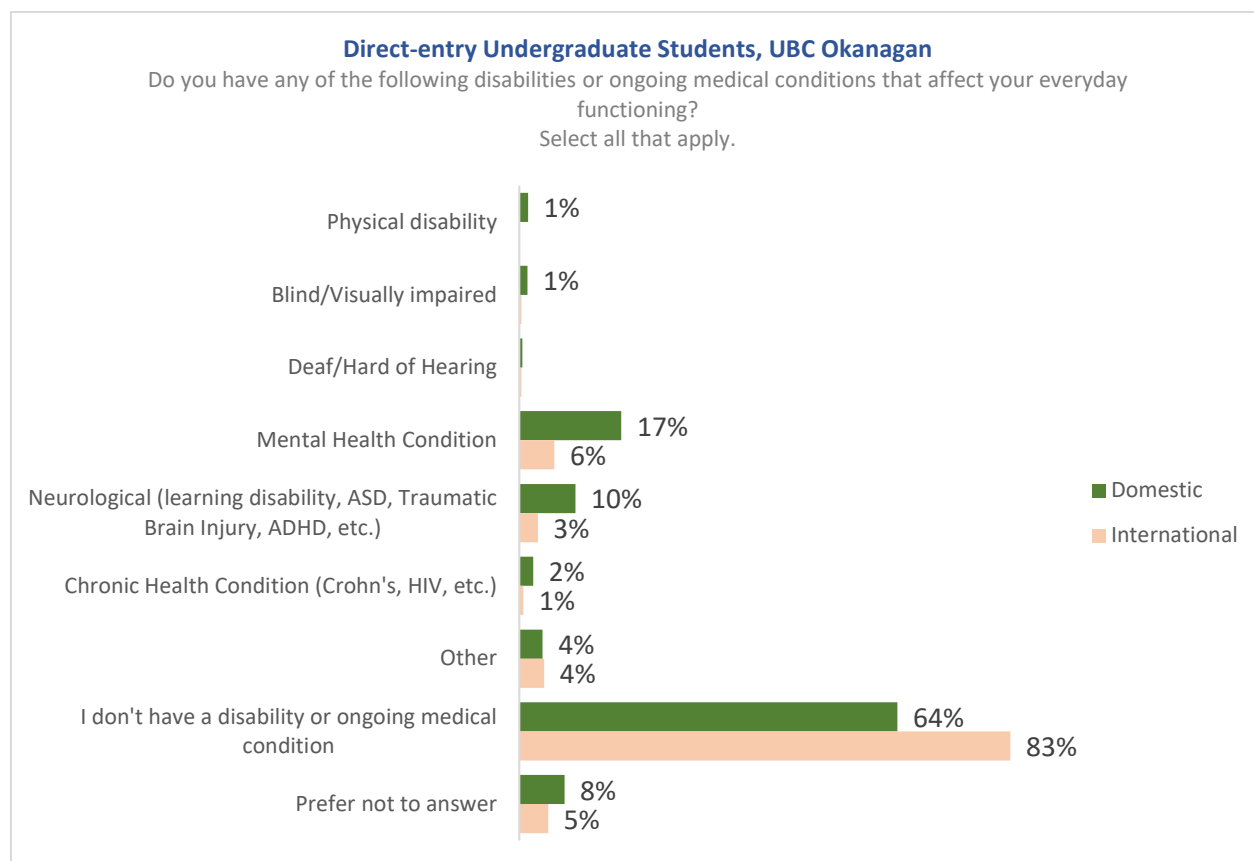
UBCO	Domestic		International	
	%	n	%	n
Cisgender	85%	653	85%	238
Transgender	2%	18	1%	4
Prefer not to answer	13%	96	13%	37
Total	100%	767	100%	279



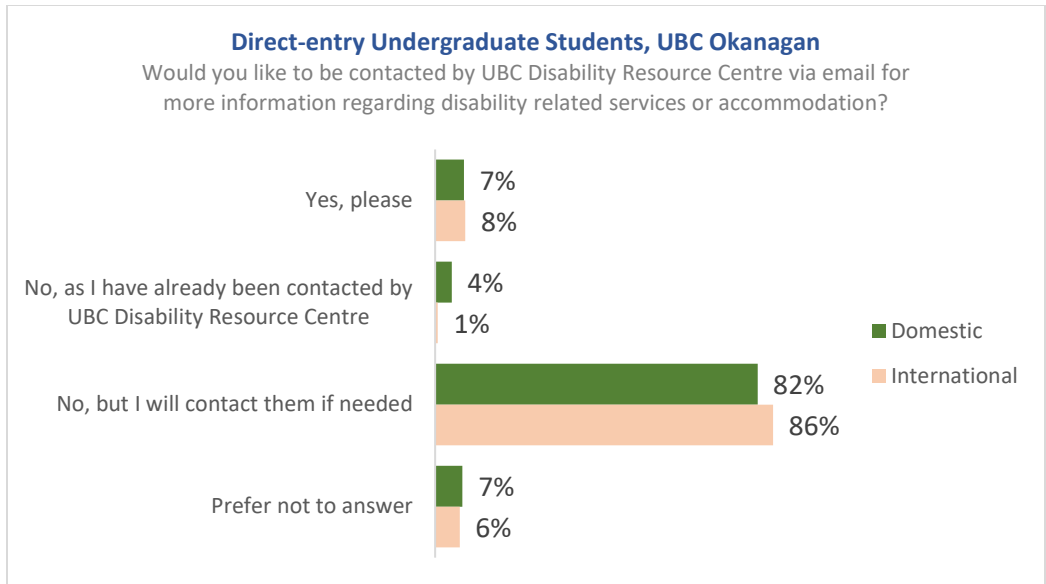
UBCO	Domestic		International	
	%	n	%	n
Heterosexual/Straight	73%	606	79%	231
Gay/Lesbian	3%	22	1%	3
Bisexual/Pansexual	11%	94	6%	17
Asexual	1%	10	0%	0
Queer	1%	8	1%	2
Questioning/Unsure	4%	34	5%	14
None of the above	1%	9	2%	6
Prefer not to answer	5%	44	7%	19
Total	100%	827	100%	292

Section 13: Disability Accommodation

Most new UBCO undergraduates report they do not have a disability (64% domestic, 83% international). The most commonly reported disabilities are mental health (17% domestic, 6% international) or Neurological (10% domestic, 3% international).



UBCO	Domestic		International	
	%	n	%	n
Physical disability	1%	12	0%	0
Blind/Visually impaired	1%	11	0%	1
Deaf/Hard of Hearing	0%	4	0%	1
Mental Health Condition	17%	140	6%	17
Neurological (learning disability, ASD, Traumatic Brain Injury, ADHD, etc.)	10%	77	3%	9
Chronic Health Condition (Crohn's, HIV, etc.)	2%	19	1%	2
Other	4%	32	4%	12
I don't have a disability or ongoing medical condition	64%	519	83%	238
Prefer not to answer	8%	62	5%	14
Distinct Count of Respondents	100%	810	100%	286



UBCO	Domestic		International	
	%	n	%	n
Yes, please	7%	59	8%	22
No, as I have already been contacted by UBC Disability Resource Centre	4%	34	1%	2
No, but I will contact them if needed	82%	661	86%	248
Prefer not to answer	7%	56	6%	18
Total	100%	810	100%	290