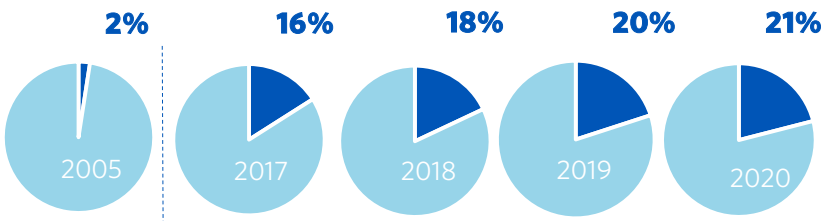




UBC Okanagan Campus 2020 International Facts



INTERNATIONAL % OF OVERALL STUDENT HEADCOUNT

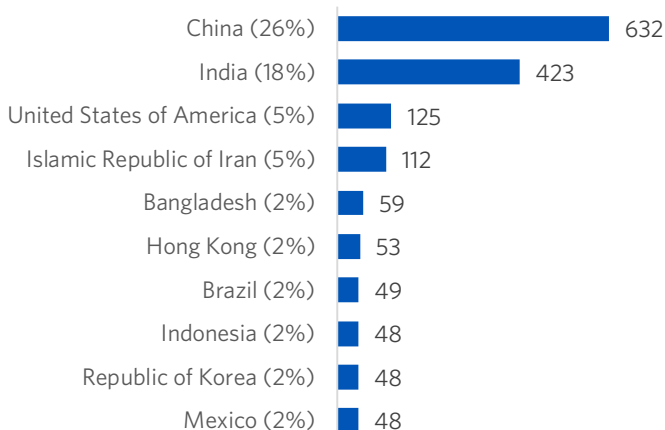


INTERNATIONAL UNDERGRADUATE AND GRADUATE HEADCOUNT

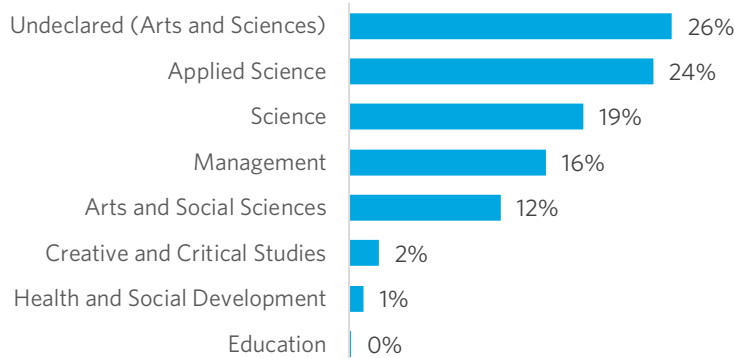
	2005	2006	2007	2008	2009	2010	2011	2012	2013	2014	2015	2016	2017	2018	2019	2020
Undergraduate	85	120	182	233	297	414	453	560	659	762	857	1,002	1,199	1,504	1,799	2,018
Graduate	1	5	11	32	67	99	145	146	159	196	215	249	274	316	386	396
Total	86	125	193	265	364	513	598	706	818	958	1,072	1,251	1,473	1,820	2,185	2,414
VIRO	-	-	-	-	-	-	-	-	-	9	17	29	30	37	47	11

VIRO (Visiting International Research Students) do not take for credit courses.

CITIZENSHIP: TOP 10 COUNTRIES



CAMPUS DISTRIBUTION BY FACULTY

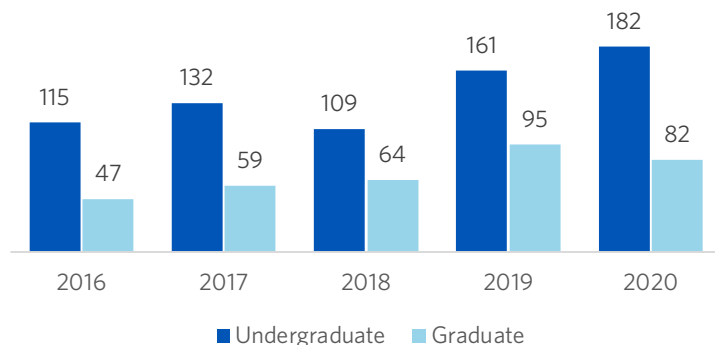


114 countries represented by international students

RANKINGS

- 1** THE Impact Ranking On Climate Action (2020)
- 7** THE University Impact Rating (2020)
- 34** THE World University Ranking (2021)
- 38** Academic Ranking of World Universities (2020)
- 45** QS World University Ranking (2021)

DEGREES CONFERRED BY CALENDAR YEAR



STUDENT FINANCIAL AID

\$3,234,750	International undergraduate merit based awards	\$25,000	International community achievement awards
\$1,257,674	International undergraduate need/merit based hybrid awards	\$320,000	International experiential learning program funding

\$4,837,424 Total Funding

TUITION

\$39,771 Total undergraduate tuition for a full-time, 30 credit course load*

* (e.g. first-year BMGT-O); students starting in 2020W