

New to UBC 2020 Vancouver Undergraduate: Final Report

This is a report of the final findings from the New to UBC (NUBC) 2020 Survey on new UBC Vancouver undergraduate students starting UBC in September 2020. The data collection period was from July 17 to August 23, 2020.

	Direct entry	Direct entry, domestic	Direct entry, international
Invited new UBCV undergrads ¹	7,796	5,302	2,494
Current response rate	45%	46%	40%
Current sample size ²	3,546	2,438	1,008

BACKGROUND

The NUBC survey is conducted annually of new, incoming undergraduate students of both UBC campuses, UBC Vancouver and UBC Okanagan. The survey provides a snapshot of what new, incoming UBC undergraduate students are like before they begin their UBC studies in September, and helps the UBC administration in its efforts to support the new undergrads' transition from high school or another post-secondary institution to UBC.

METHODOLOGY

All new, incoming UBCV undergraduate students were invited to participate in the NUBC survey (N=9,728) online via email on July 17, 2020, and again on August 5, 2020 to include the new UBCV undergrads who registered in their courses after the survey initially launched on Jul 17.

Both direct entry undergrads entering UBCV from high school (N=7,796) and undergrads transferring from another post-secondary institution (N=1,932) were invited. **All analyses in this report focus on new direct entry UBCV undergrads.**

¹ The number of new UBCV undergrads invited to NUBC 2020 survey include those invited on July 17, 2020 and on August 5, 2020.

² The sample size and response rate is based on respondents who completed the entire questionnaire, and excludes those who only partially completed the questionnaire. All survey results in this report include all respondents, including those who only partially completed the questionnaire.

EXECUTIVE SUMMARY

Overall satisfaction with UBC. New UBCV undergraduates in 2020 are quite satisfied with their overall experience with UBC to date (72% satisfied/very satisfied), although they are less satisfied compared to 2019 (83% satisfied/very satisfied). They feel that UBC has been quite supportive in their transition to university, almost as positive as new UBCV undergrads in 2019 (76% rated UBC's support in their transition as 4 or 5 out of 5 in 2020 vs. 84% in 2019).

UBC communications. Most UBCV undergrads feel that their communications from UBC have been well coordinated (67% agree/strongly agree). They are either satisfied with how often they receive email communication from UBC (61%) or would like to receive email communication more often (35%). They are fairly satisfied with communications on what precautions UBC has taken to protect students and updates on how UBC is proceeding with COVID-19, although they are less satisfied with UBC's communication on what to expect for next term.

Course registration. New UBCV undergrads in 2020 had a fairly positive overall experience registering for their classes. They knew the date and time their course registration opened and most felt that they had enough time to create their worklists for registration. They felt they received course selection and registration support in a fairly timely manner, the process to register for classes was fairly clear, and that registering for classes was fairly easy.

What undergrads want to get out of their UBC education. (1) Personal growth and development, (2) meaningful employment, and (3) gaining academic knowledge and new perspectives and becoming a more informed person are the most important outcomes new UBCV undergrads want from their UBC education.

Health and wellbeing. Most new UBCV undergrads say they currently have a family doctor (73%) but only 18% say they have a medical professional who can provide them with professional support for their mental health. They are more likely to rely on UBC medical professionals rather than medical professionals outside of UBC for health support next term if they plan to live in the Lower Mainland next term.

Stress management. New UBCV undergrads are almost as confident in their ability to manage stress and succeed in their courses in 2020 as they were in 2019. For example, 70% of new UBCV undergrads agree or strongly agree that they are confident in their ability to cope with the demands of their life, compared to 78% in 2019.

Online learning concerns. New UBCV undergraduates have concerns for their online learning next term. Most (over 50%) are concerned about

- **Social connections:** Not being able to see their classmates in person and having difficulties developing social connections
- **Academic performance:** Not performing well in class or lacking personal motivation or desire to complete their coursework
- **Quality of education:** Not being able to communicate with instructors in person or not having a clear understanding of the expectations around courses or course assignments
- **Mental health** (stress, anxiety, depression)

Online learning benefits. Many new UBCV undergrads also look forward to the benefits of online learning. Most (over 50%) look forward to being able to:

- Control their study time (e.g. pause pre-recorded lectures)
- Access online course materials at a convenient time
- Attend classes anywhere with a computer and internet access
- Save money by not having to commute to campus or relocate to live near campus

Living arrangements / Commute / Time zone. Most (62%) will live in the local time zone (UTC -7:00 Pacific Daylight Time) although there are significant differences between new domestic and international UBCV undergrads. 81% of new

domestic UBCV undergrads will be in our local time zone next term, compared to only 17% among their international counterpart.

Synchronous / Asynchronous classes. New UBCV undergrads most prefer a combination of synchronous and asynchronous classes, followed by synchronous classes; they least prefer asynchronous classes. New international UBCV undergrads are much more concerned about taking synchronous classes than their domestic counterpart.

Plans for Term 2 (Jan to Apr 2021). The vast majority (88%) of new UBCV undergrads plan to attend in-person classes on campus in Term 2 (Jan to Apr 2021) if classes return to being conducted in person. Most (70%) plan to live in UBC student housing in Term 2 if classes return to being conducted in person, and UBC student housing offers them a space.

Immigration issues. 90% of new international UBCV undergraduates do not (or no longer) need to deal with immigration issues to study at UBC next term (Sep to Dec 2020).

- 81% because they plan to study outside of Canada next term,
- 9% because they currently live in the Lower Mainland or other parts of Canada already.
- Just 1% (10 out of 1557) of new international UBCV undergrads are ready to immigrate to Canada (they already have their study permit application approved; their travel to Canada would be considered “essential travel”).

10% of new international UBCV undergraduates, however, may deal with or are currently dealing with immigration or travel issues.

- Most (8%) have applied for their study permit; just 2% say they have not applied yet.
- 2% say they have applied for their study permit but they are waiting “longer than normal” for their completed application to be processed;
- 2% say they have applied recently and they are waiting for their completed application to be processed;
- 2% say they have applied but they are waiting to give biometrics or take a medical exam.

Travel issues. Most of the new international UBCV undergrads (73%) report that they will deal with travel issues or restrictions. Just 27% say “not applicable / I do not need to deal with travel restrictions.” There may be differences in how undergrads interpreted the question on travel restrictions, however, making the survey results to this question difficult to interpret.

Financial impact / concerns. Most of the new UBCV undergrads (61%) report that their financial situation has been affected in some way by the COVID-19 pandemic. New domestic UBCV undergrads, compared to their international counterpart, are more likely to report that the COVID-19 pandemic has reduced their personal or their family’s income, and/or that they need to take on more student loan.

The COVID-19 pandemic has also affected some of the new UBCV undergrads’ ability to finance their upcoming academic year; 9% report that the pandemic has had a “very significant” or “significant” impact. The impact is similar for both new domestic and international UBCV undergrads.

Relatively few of the new domestic UBCV undergrads are concerned about their ability to finance their initial year at UBC, possibly because they can save money by not having to commute to campus or relocate to live near campus.

Funding / scholarship. New UBCV undergrads mostly rely on their parents for funding their tuition and living costs, especially new international UBCV undergrads, similar to previous NUBC survey data.

For new domestic and international UBCV undergrads, it appears that their scholarship or financial award from UBC had less of an impact in their decision to attend UBC in 2020 compared to last year 2019. More undergrads this year say that they would have still chosen to attend UBC even if they had not received the UBC scholarship or financial award.

TABLE OF CONTENTS

Background	1
Methodology.....	1
Executive Summary.....	2
Table of contents	4
Summary of Findings.....	5
Overall satisfaction with UBC.....	5
UBC communications.....	7
UBC’s communication on what to expect for next term	9
Feeling prepared for UBC.....	11
Course registration.....	12
What undergrads want to get out of their UBC education.....	14
Health and wellbeing	15
Stress management	20
Online learning concerns	24
Online learning benefits.....	26
Where new undergrads live / Time zone.....	27
Synchronous / Asynchronous classes	32
Plans for Term 2 (Jan to Apr 2021)	35
Immigration issues.....	38
Travel issues.....	39
Financial impact / concerns	41
Funding / scholarship.....	44
Demographics	49
Appendix A: Consultation Schedule.....	58
Appendix B: Questionnaire Design	59

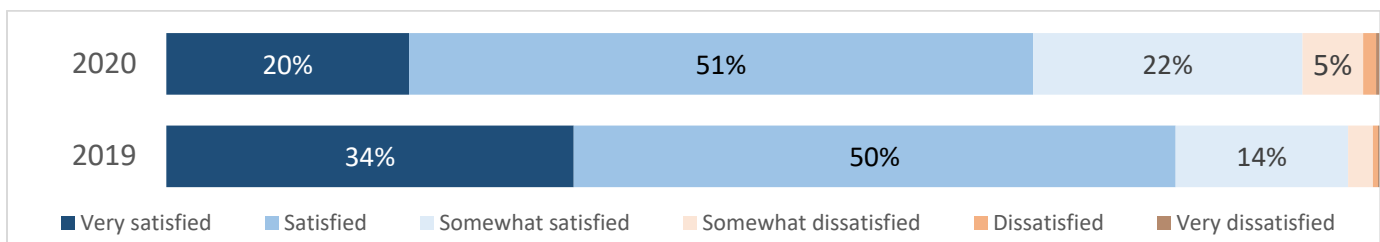
SUMMARY OF FINDINGS

The following analyses include new direct entry domestic and international UBCV undergraduates. Some questions are comparable to the last New to UBC Survey in 2019 although many questions have changed. Select comparisons to 2019 results will be made where applicable.³

Overall satisfaction with UBC

New UBCV undergraduates in 2020 are quite satisfied with their overall experience with UBC to date, although they are less satisfied compared to 2019.

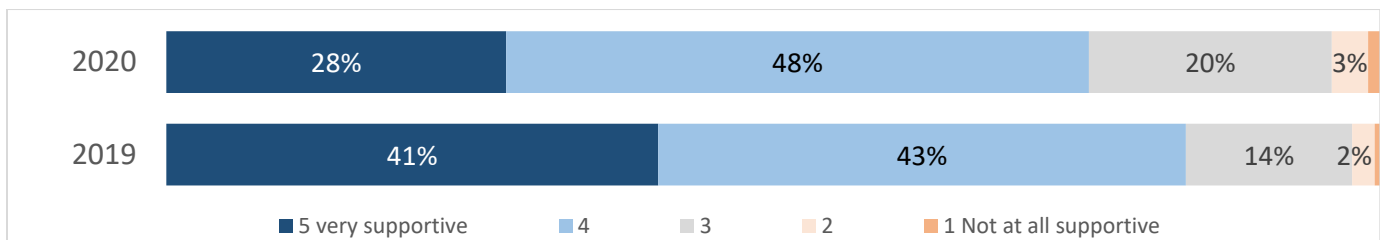
How satisfied are you with your overall experience with UBC to date?⁴



NUBC	Very satisfied/ Satisfied	Incl Somewhat satisfied	Very satisfied	Satisfied	Somewhat satisfied	Somewhat dissatisfied	Dissatisfied	Very dissatisfied	Total
2020	72%	94%	20%	51%	22%	5%	1%	0%	4426
2019	83%	97%	34%	50%	14%	2%	0%	0%	3281
Difference	-12%	-3%	-13%	2%	8%	2%	1%	0%	

New UBCV undergrads, nonetheless, feel that UBC has been quite supportive in their transition to university, almost as positive as new UBCV undergrads in 2019.

Overall, has UBC been supportive in your transition to university?



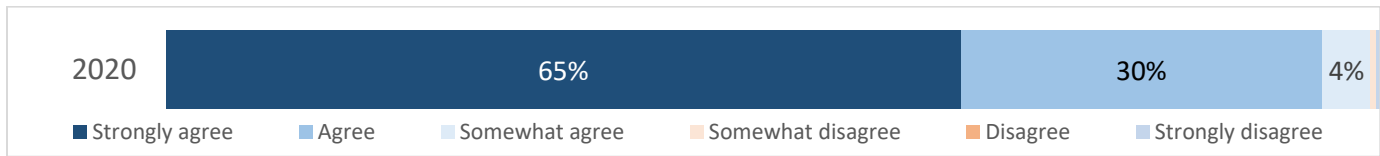
	4 or 5 out of 5	5 very supportive	4	3	2	1 Not at all supportive	Total
2020	76%	28%	48%	20%	3%	1%	4612
2019	84%	41%	43%	14%	2%	0%	3441
Difference	-8%	-12%	5%	6%	1%	0%	

³ Starting in NUBC 2020, the NUBC survey launched in mid-July rather than early August to allow for earlier reporting of the survey results. Some differences between 2020 and 2019 survey results could be due to differences in the timing of the survey, in addition to real differences between the two survey years. All comparisons are based on descriptive statistics only. No statistical significant testing has been conducted in this report.

⁴ New UBCV undergrads who answered “no opinion” are excluded from the % calculations. New UBCV undergrads who chose “no opinion” was 4% in 2020, and 5% in 2019.

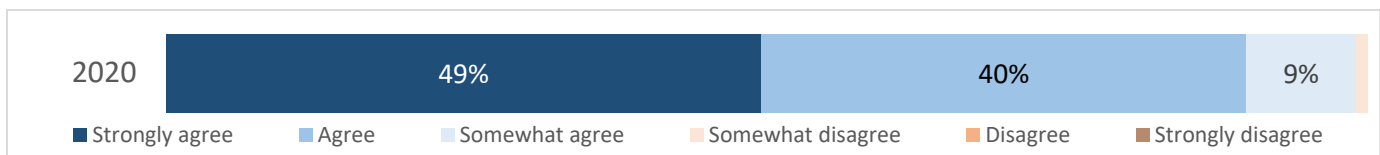
New UBCV undergrads feel quite positive about being a UBC student, as shown below.

I am proud to be attending UBC Vancouver.⁵



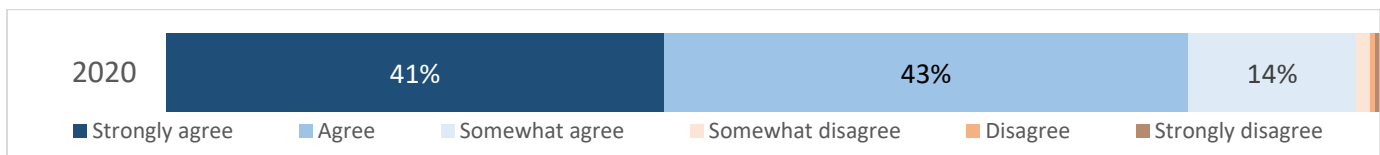
	Strongly agree/Agree	Incl Somewhat agree	Strongly agree	Agree	Somewhat agree	Somewhat disagree	Disagree	Strongly disagree	Total
2020	95%	99%	65%	30%	4%	0%	0%	0%	4626

I feel that UBC Vancouver will be the right university for me.⁶



	Strongly agree/Agree	Incl Somewhat agree	Strongly agree	Agree	Somewhat agree	Somewhat disagree	Disagree	Strongly disagree	Total
2020	89%	99%	49%	40%	9%	1%	0%	0%	4593

I feel welcome at UBC.⁷



	Strongly agree/Agree	Incl Somewhat agree	Strongly agree	Agree	Somewhat agree	Somewhat disagree	Disagree	Strongly disagree	Total
2020	84%	98%	41%	43%	14%	1%	0%	0%	4579

⁵ This is a new question in NUBC 2020. No comparison with NUBC 2019 is available.

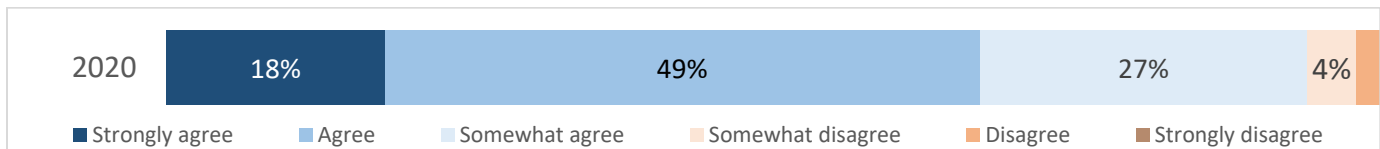
⁶ This is a new question in NUBC 2020. No comparison with NUBC 2019 is available.

⁷ This is a new question in NUBC 2020. No comparison with NUBC 2019 is available.

UBC communications

Most UBCV undergrads feel that their communications from UBC have been well coordinated.

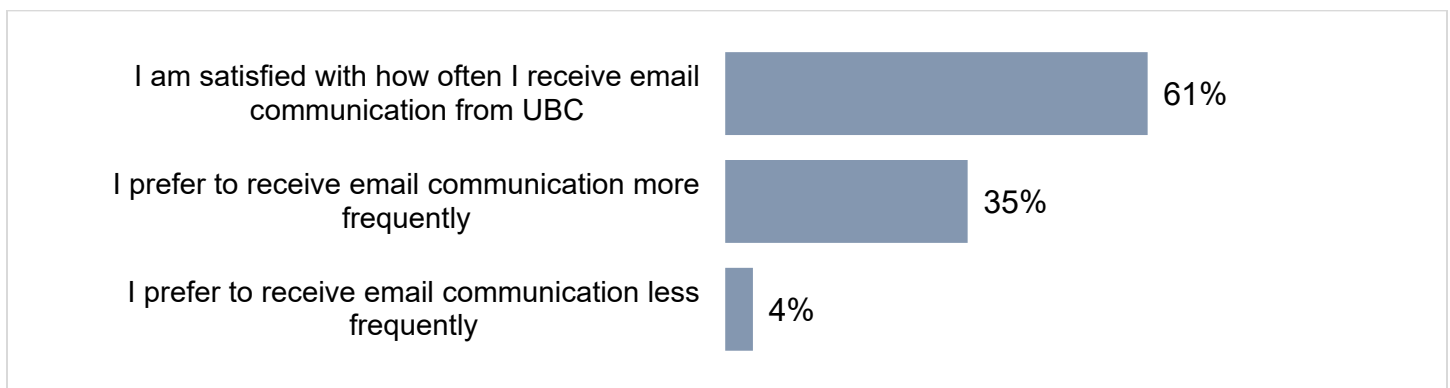
I feel that my communications from UBC have been well coordinated.⁸



	Strongly agree/Agree	Incl Somewhat agree	Strongly agree	Agree	Somewhat agree	Somewhat disagree	Disagree	Strongly disagree	Total
2020	67%	94%	18%	49%	27%	4%	2%	0%	4336

Most UBCV undergrads are either satisfied with how often they receive email communication from UBC (61%) or would like to receive email communication more often (35%).

What are your thoughts regarding how often you receive email communication (news/updates) from UBC?⁹



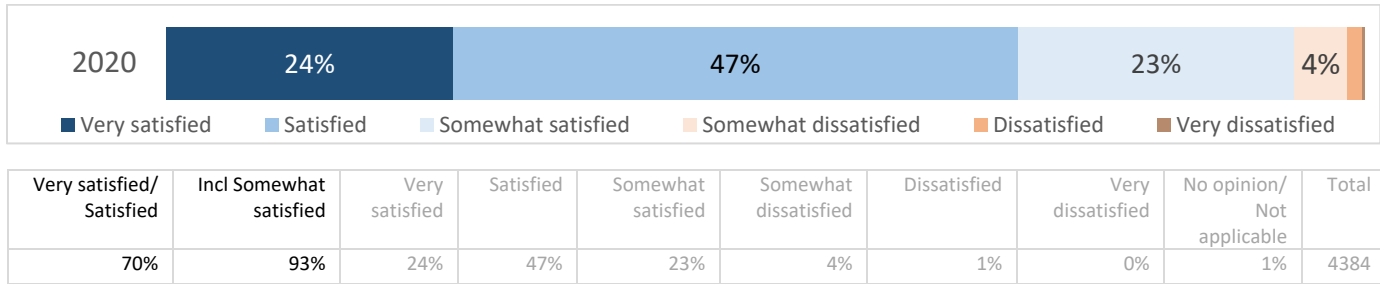
	%	Count
I am satisfied with how often I receive email communication from UBC	61%	2616
I prefer to receive email communication more frequently	35%	1518
I prefer to receive email communication less frequently	4%	169
Total	100%	4303

⁸ UBCV undergrads who answered “No opinion / don’t know” are excluded from the % calculations. UBCV undergrads who chose “No opinion / don’t know” was 2%. This is a new question in 2020. Comparison with 2019 is not available.

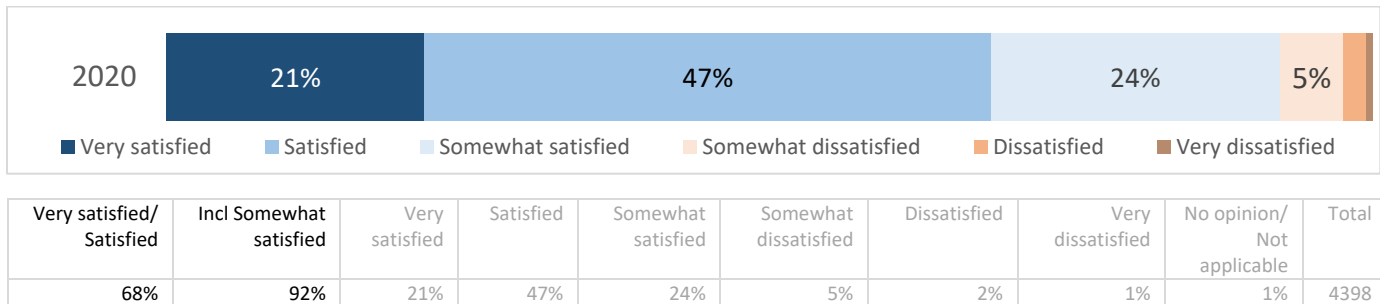
⁹ This is a new question in 2020. Comparison with 2019 is not available.

New UBCV undergrads are fairly satisfied with communications on what precautions UBC has taken to protect students and updates on how UBC is proceeding with COVID-19.

Communications on the precautions taken by UBC to protect students.¹⁰



Updates on how UBC is proceeding with COVID-19.¹¹

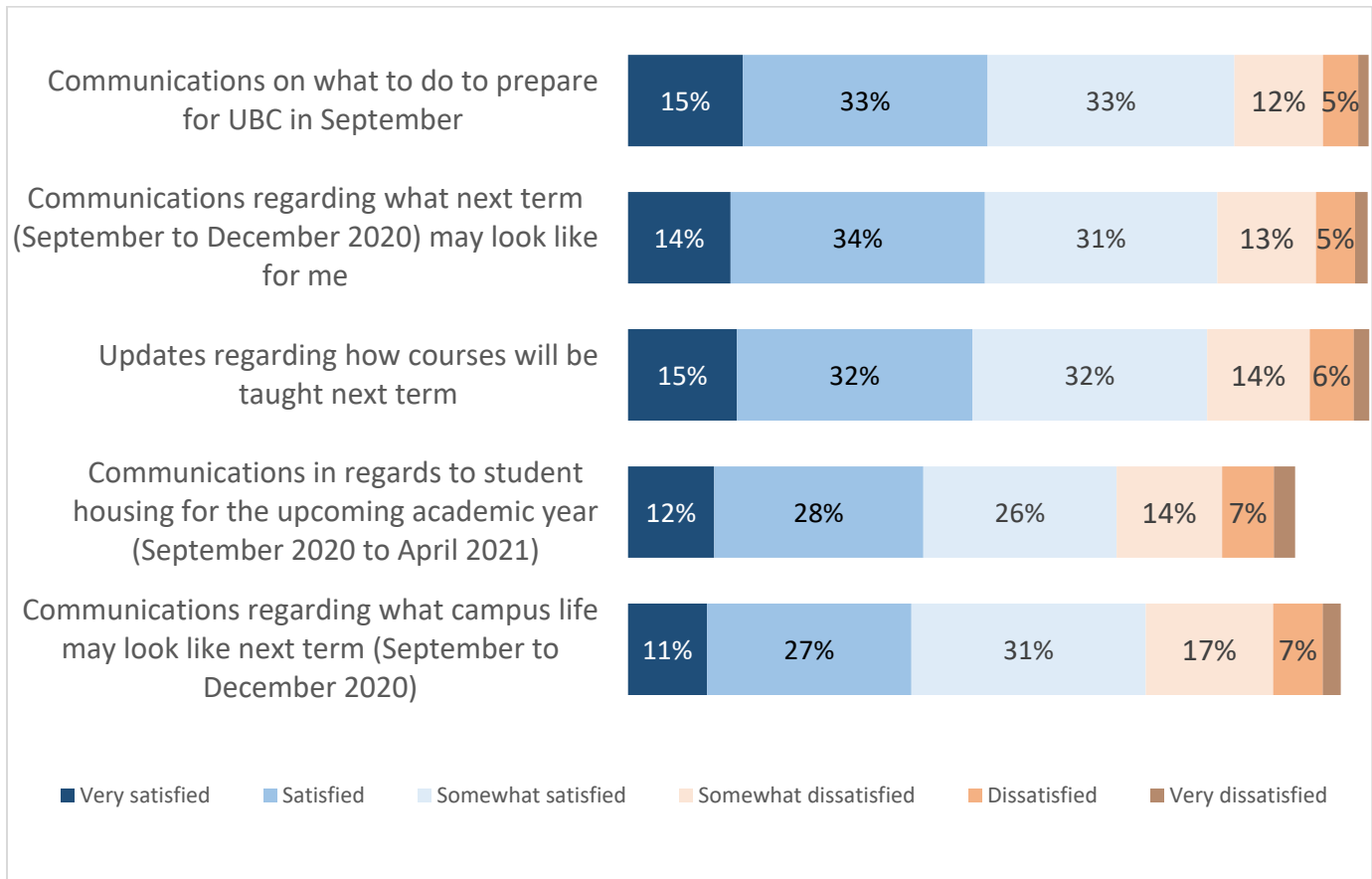


¹⁰ This is a new question in 2020. Comparison with 2019 is not available.

¹¹ New question in 2020. Comparison with 2019 not available.

UBC’s communication on what to expect for next term¹²

New UBCV undergrads are less satisfied, however, with UBC’s communication on what to expect for next term. For example, just 48% are satisfied or very satisfied with UBC’s communications on what to do to prepare for UBC in September, compared to 70% satisfied/very satisfied with UBC’s communications on the precautions taken by UBC to protect students as reported earlier.



Communications on what to do to prepare for UBC in September.

Very satisfied/ Satisfied	Incl Somewhat satisfied	Very satisfied	Satisfied	Somewhat satisfied	Somewhat dissatisfied	Dissatisfied	Very dissatisfied	No opinion/ Not applicable	Total
48%	81%	15%	33%	33%	12%	5%	1%	1%	4381

Communications regarding what next term (September to December 2020) may look like for me.

Very satisfied/ Satisfied	Incl Somewhat satisfied	Very satisfied	Satisfied	Somewhat satisfied	Somewhat dissatisfied	Dissatisfied	Very dissatisfied	No opinion/ Not applicable	Total
48%	79%	14%	34%	31%	13%	5%	2%	1%	4380

Updates regarding how courses will be taught next term.

Very satisfied/ Satisfied	Incl Somewhat satisfied	Very satisfied	Satisfied	Somewhat satisfied	Somewhat dissatisfied	Dissatisfied	Very dissatisfied	No opinion/ Not applicable	Total
46%	78%	15%	32%	32%	14%	6%	2%	0%	4379

¹² All questions in this section are new questions in 2020. No comparisons with 2019 are available.

Communications in regards to student housing for the upcoming academic year (September 2020 to April 2021).

Very satisfied/ Satisfied	Incl Somewhat satisfied	Very satisfied	Satisfied	Somewhat satisfied	Somewhat dissatisfied	Dissatisfied	Very dissatisfied	No opinion/ Not applicable	Total
40%	66%	12%	28%	26%	14%	7%	3%	10%	4374

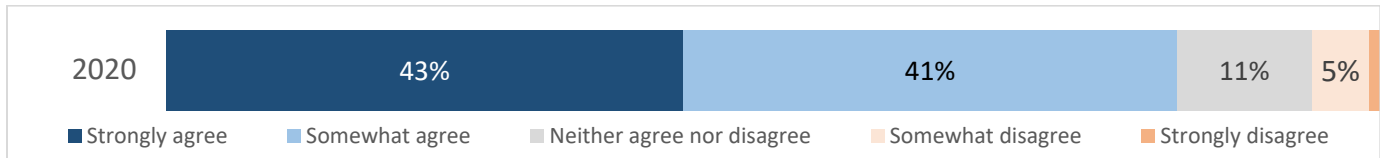
Communications regarding what campus life may look like next term (September to December 2020).

Very satisfied/ Satisfied	Incl Somewhat satisfied	Very satisfied	Satisfied	Somewhat satisfied	Somewhat dissatisfied	Dissatisfied	Very dissatisfied	No opinion/ Not applicable	Total
38%	70%	11%	27%	31%	17%	7%	2%	4%	4381

Feeling prepared for UBC¹³

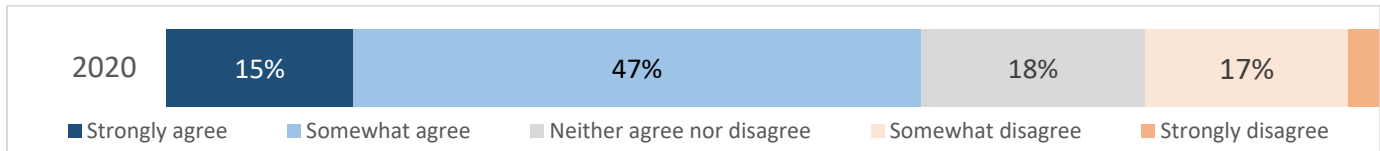
New UBCV undergrads feel they understand UBC’s expectations of conduct (83% strongly or somewhat agree). Many know the types of resources they have access to that can support their success at UBC (62% strongly or somewhat agree). Just over half know what to expect in the first term (56%) or what they need to do to be prepared to start classes in September (53%).

I understand UBC's expectations of conduct.



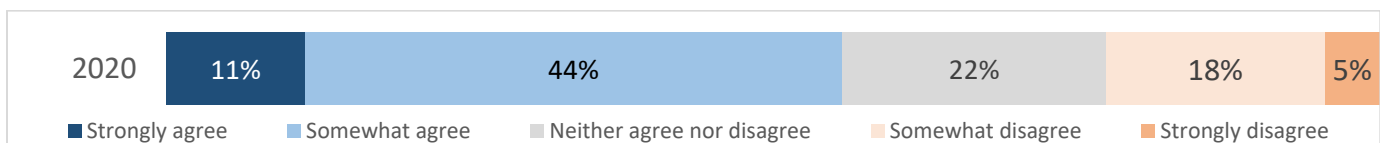
	Strongly / Somewhat agree	Strongly agree	Somewhat agree	Neither agree nor disagree	Somewhat disagree	Strongly disagree	Total
2020	83%	43%	41%	11%	5%	1%	4389

I know the types of resources I have access to in order to support my success at UBC.



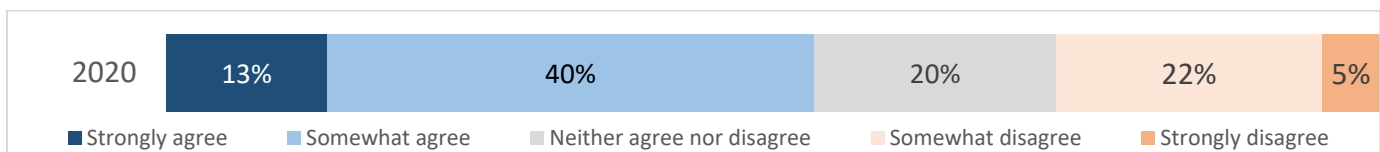
	Strongly / Somewhat agree	Strongly agree	Somewhat agree	Neither agree nor disagree	Somewhat disagree	Strongly disagree	Total
2020	62%	15%	47%	18%	17%	3%	4402

I know what to expect in the first term.



	Strongly / Somewhat agree	Strongly agree	Somewhat agree	Neither agree nor disagree	Somewhat disagree	Strongly disagree	Total
2020	56%	11%	44%	22%	18%	5%	4385

I know what I need to do to be prepared to start classes in September.



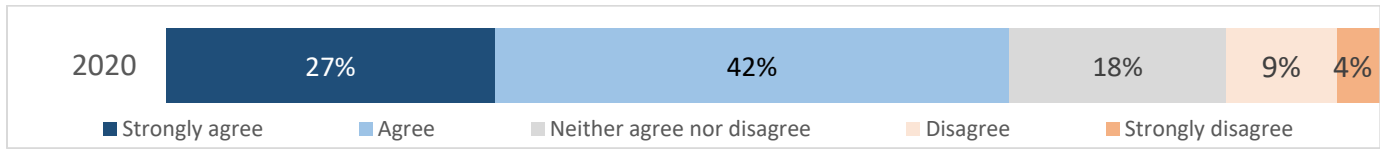
	Strongly / Somewhat agree	Strongly agree	Somewhat agree	Neither agree nor disagree	Somewhat disagree	Strongly disagree	Total
2020	53%	13%	40%	20%	22%	5%	4389

¹³ All questions in this section are new questions in 2020. No comparisons with 2019 are available.

Course registration¹⁴

New UBCV undergrads in 2020 had a fairly positive overall experience registering for their classes.


Overall, I feel satisfied with my experience registering for classes.¹⁵



	Strongly agree / Agree	Strongly agree	Agree	Neither agree nor disagree	Disagree	Strongly disagree	Total
2020	69%	27%	42%	18%	9%	4%	4051

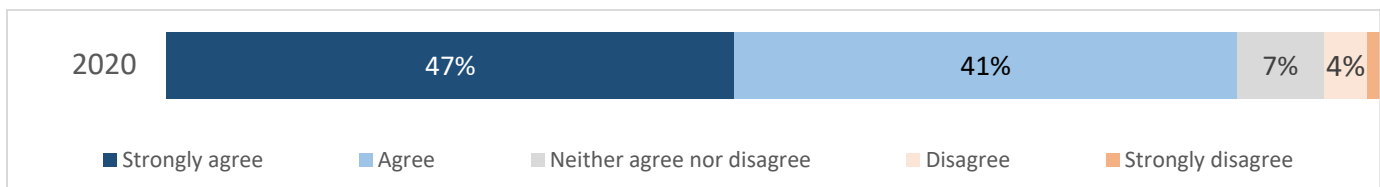
New UBCV undergrads knew the date and time their course registration opened and most felt that they had enough time to create their worklists for registration. They felt they received course selection and registration support in a fairly timely manner, the process to register for classes was fairly clear, and that registering for classes was fairly easy.

I knew the date and time my course registration opened.¹⁶



	Strongly agree / Agree	Strongly agree	Agree	Neither agree nor disagree	Disagree	Strongly disagree	Total
2020	96%	70%	26%	2%	1%	1%	4054

I had enough time to create my worklists for registration.¹⁷



	Strongly agree / Agree	Strongly agree	Agree	Neither agree nor disagree	Disagree	Strongly disagree	Total
2020	88%	47%	41%	7%	4%	1%	4041

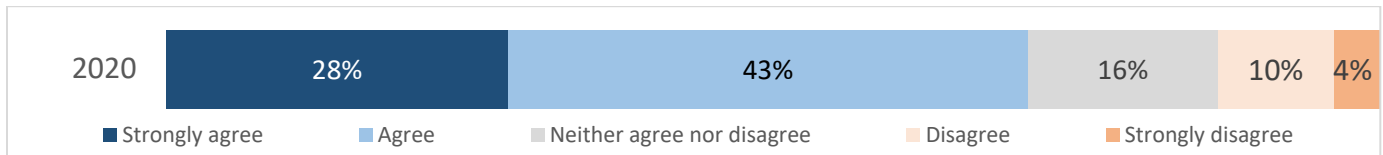
¹⁴ All questions in this section are new questions in 2020. No comparisons with 2019 are available. UBCV undergrads who answered “No opinion / Not applicable” are excluded from the % calculations.

¹⁵ UBCV undergrads who chose “No opinion / Not applicable” was <1%.

¹⁶ UBCV undergrads who chose “No opinion / Not applicable” was <1%.

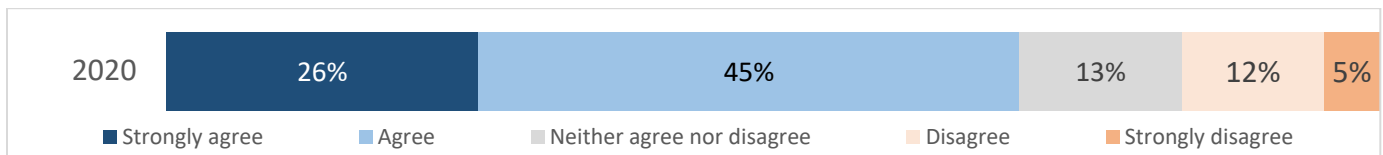
¹⁷ UBCV undergrads who chose “No opinion / Not applicable” was <1%.

I received course selection and registration support in timely manner.¹⁸



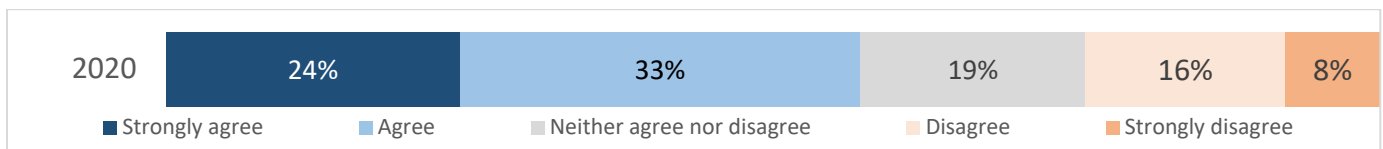
	Strongly agree / Agree	Strongly agree	Agree	Neither agree nor disagree	Disagree	Strongly disagree	Total
2020	71%	28%	43%	16%	10%	4%	3907

The process to register for classes was clear.¹⁹



	Strongly agree / Agree	Strongly agree	Agree	Neither agree nor disagree	Disagree	Strongly disagree	Total
2020	70%	26%	45%	13%	12%	5%	4063


Registering for classes was easy for me.²⁰



	Strongly agree / Agree	Strongly agree	Agree	Neither agree nor disagree	Disagree	Strongly disagree	Total
2020	57%	24%	33%	19%	16%	8%	4060

About one-quarter (25%) of new UBCV undergrads reported that they faced barriers to course registration.

There were barriers for me to register on my date and time (working, in class, without internet access, etc.).²¹



	Strongly agree / Agree	Strongly agree	Agree	Neither agree nor disagree	Disagree	Strongly disagree	Total
2020	25%	9%	16%	14%	34%	28%	3637

¹⁸ UBCV undergrads who chose “No opinion / Not applicable” was 4%.

¹⁹ UBCV undergrads who chose “No opinion / Not applicable” was <1%.

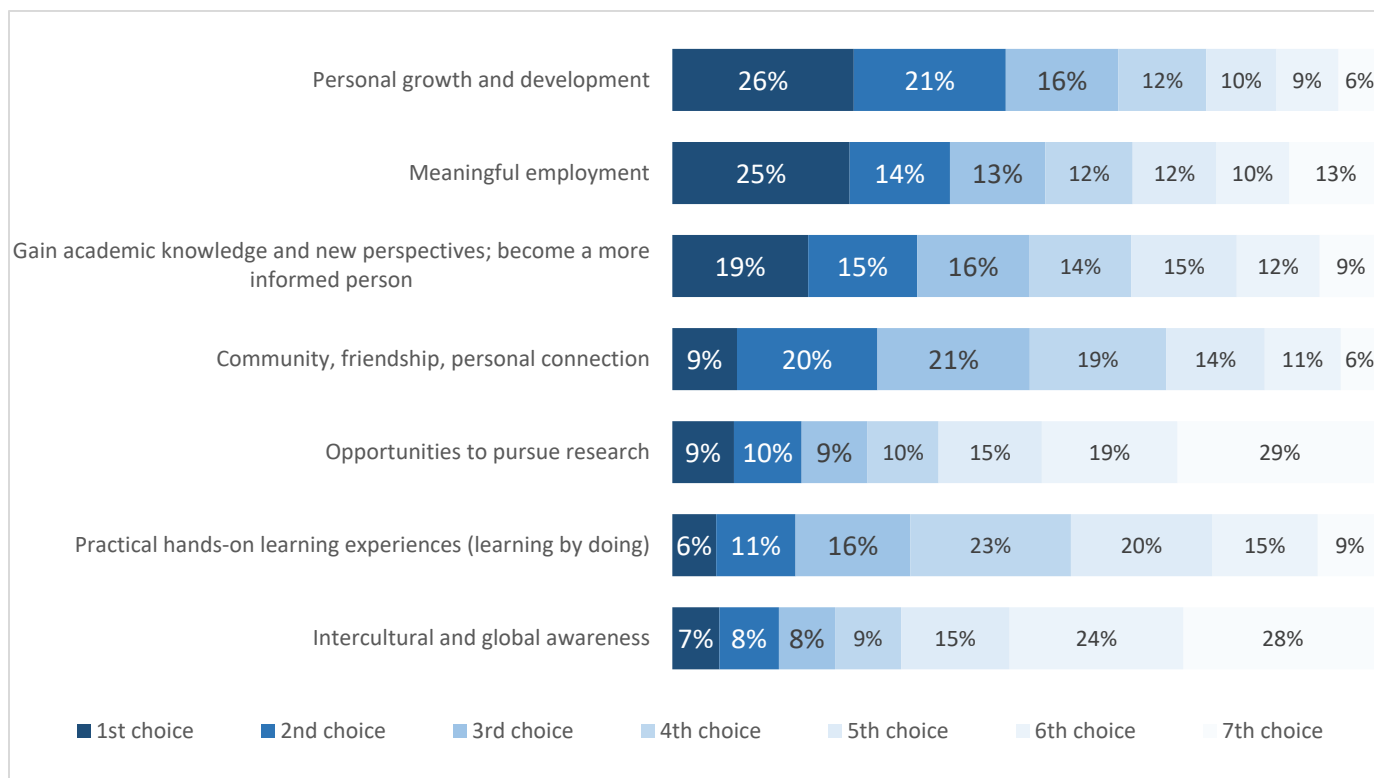
²⁰ UBCV undergrads who chose “No opinion / Not applicable” was <1%.

²¹ A relatively high percentage of UBCV undergrads chose “No opinion / Not applicable” (11%).

What undergrads want to get out of their UBC education

(1) Personal growth and development, (2) meaningful employment, and (3) gaining academic knowledge and new perspectives and becoming a more informed person are the most important outcomes UBCV undergrads want from their UBC education.

I hope to get the following out of my education at UBC.²²



I hope to get the following out of my education at UBC.²³

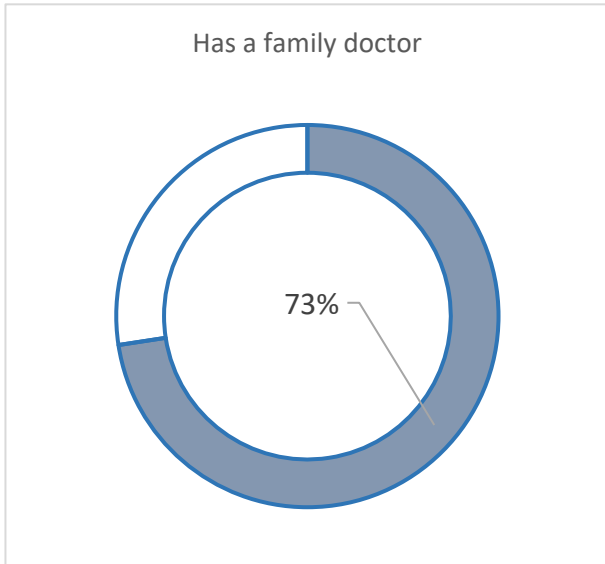
	1st choice	2nd choice	3rd choice	4th choice	5th choice	6th choice	7th choice	Total
Personal growth and development	26%	21%	16%	12%	10%	9%	6%	4368
Meaningful employment	25%	14%	13%	12%	12%	10%	13%	4371
Gain academic knowledge and new perspectives; become a more informed person	19%	15%	16%	14%	15%	12%	9%	4550
Community, friendship, personal connection	9%	20%	21%	19%	14%	11%	6%	4367
Opportunities to pursue research	9%	10%	9%	10%	15%	19%	29%	4432
Practical hands-on learning experiences (learning by doing)	6%	11%	16%	23%	20%	15%	9%	4378
Intercultural and global awareness	7%	8%	8%	9%	15%	24%	28%	4467

²² Please rank in order of importance to you with 1 being the most important.

²³ New question in 2020. Comparison with 2019 not available.

Health and wellbeing²⁴

Most new UBCV undergrads say they currently have a family doctor (73%) but only 18% say they have a medical professional who can provide them with professional support for their mental health.



Do you currently have a family doctor?		
	%	Count
Yes	73%	2863
No	27%	1082
Total	100%	3945



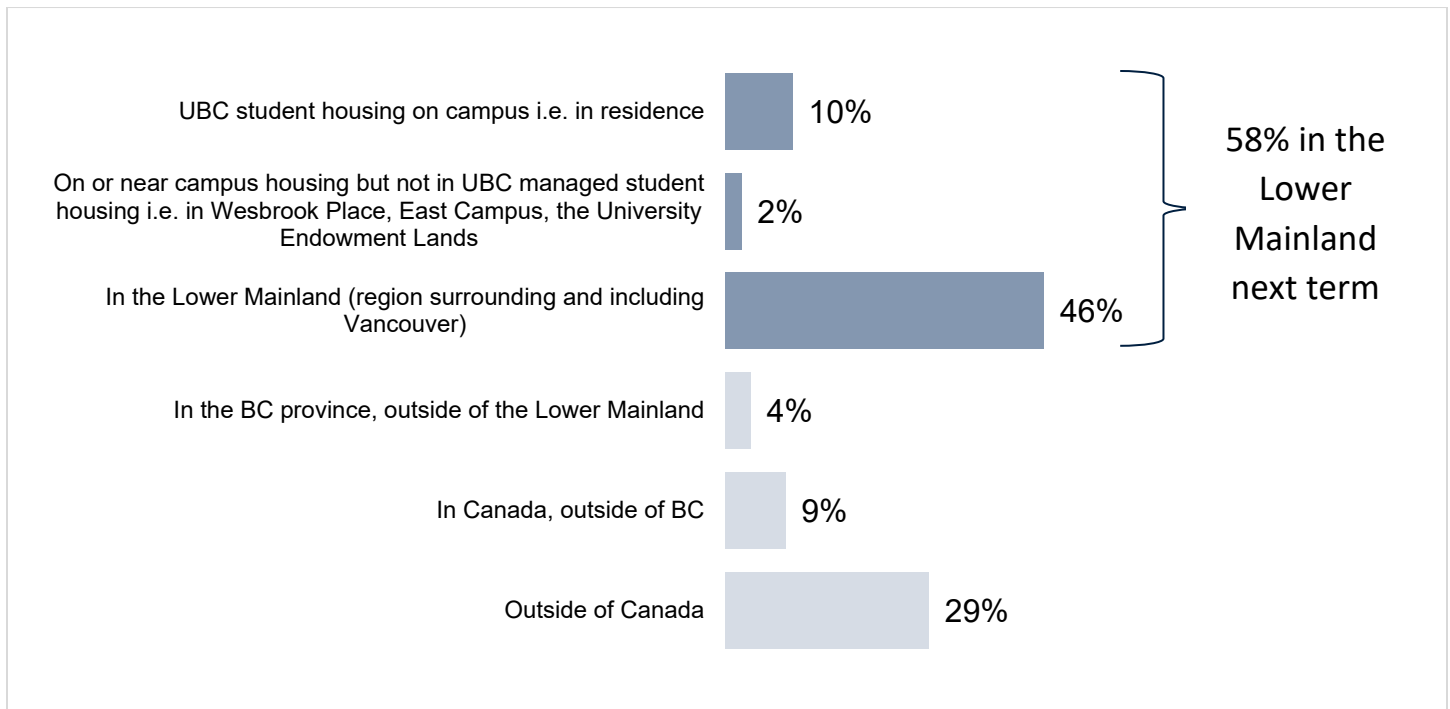
Do you currently have a medical professional (e.g. counsellor, psychologist, group therapist) who can provide you with professional support for your mental health?		
	%	Count
Yes	18%	724
No	82%	3221
Total	100%	3945

²⁴ All questions in this section are new questions in 2020. No comparisons with 2019 are available.

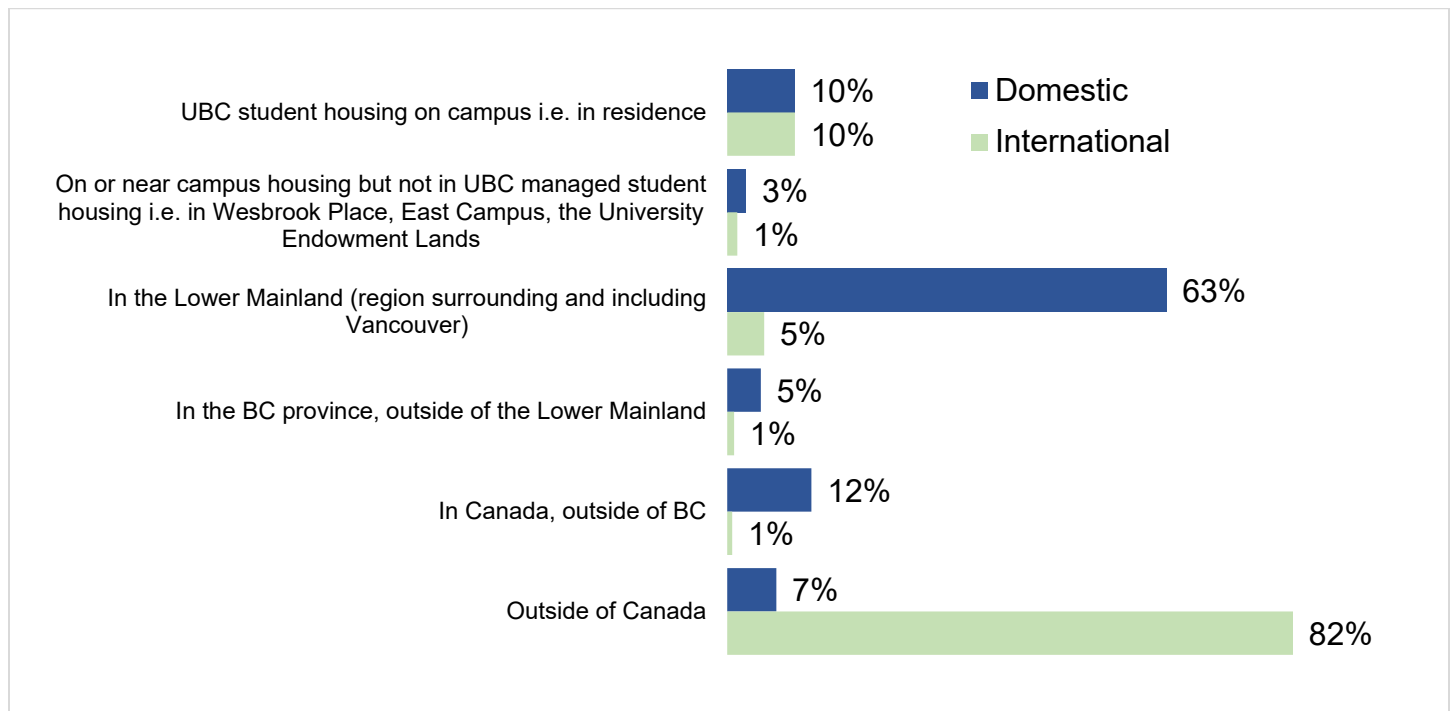
New UBCV undergrads are more likely to rely on UBC medical professionals rather than medical professionals outside of UBC for health support next term if they plan to live in the Lower Mainland next term.

58% plan to live in the Lower Mainland including 10% in UBC student housing, 2% on or near campus, and 46% elsewhere in the Lower Mainland. New domestic UBCV undergrads are much more likely to plan to live in the Lower Mainland next term (76% vs. 17% of their international counterpart).

Where do you plan to live next term (Sep to Dec 2020)?



<i>New UBCV undergrads</i>	%	Count
UBC student housing on campus i.e. in residence	10%	493
On or near campus housing but not in UBC managed student housing i.e. in Wesbrook Place, East Campus, the University Endowment Lands	2%	119
In the Lower Mainland (region surrounding and including Vancouver)	46%	2329
Subtotal	58%	2942
In the BC province, outside of the Lower Mainland	4%	187
In Canada, outside of BC	9%	442
Outside of Canada	29%	1489
Total	100%	5059



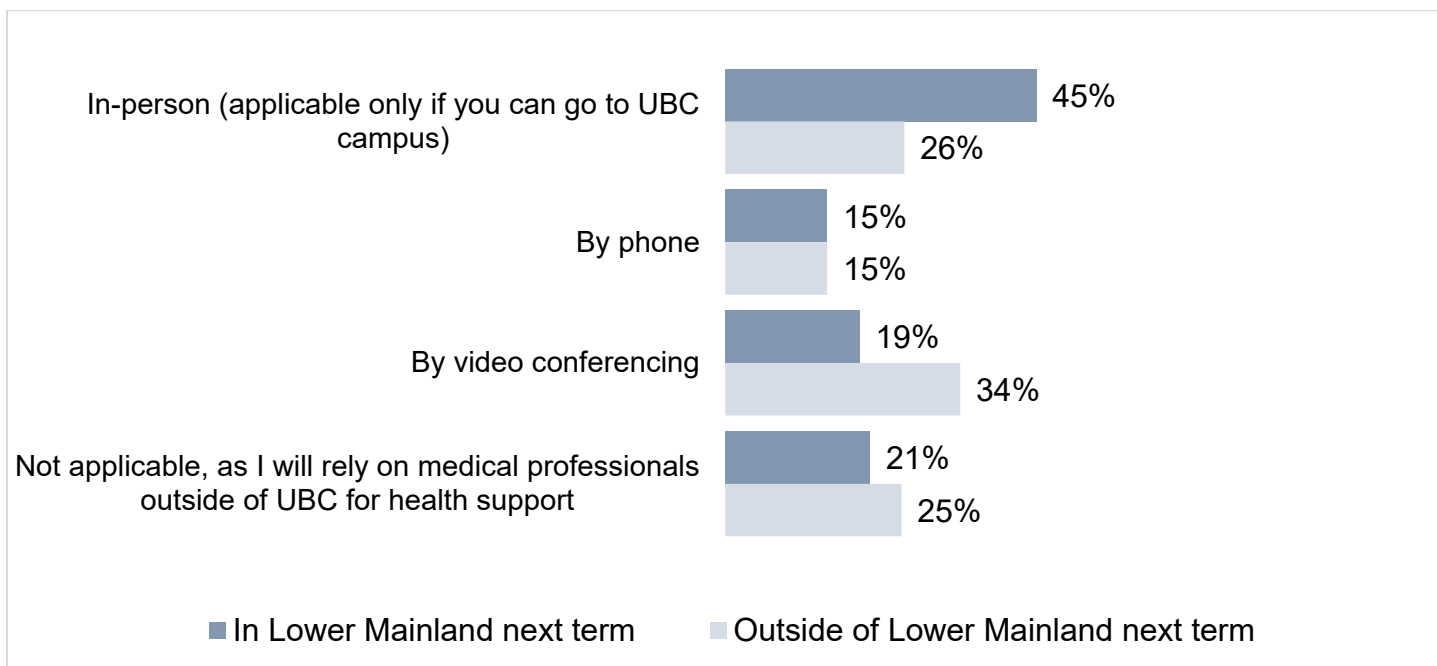
	Domestic		International	
	%	Count	%	Count
UBC student housing on campus i.e. in residence	10%	345	10%	148
On or near campus housing but not in UBC managed student housing i.e. in Wesbrook Place, East Campus, the University Endowment Lands	3%	97	1%	22
In the Lower Mainland (region surrounding and including Vancouver)	63%	2248	5%	81
Subtotal	76%	2691	17%	251
In the BC province, outside of the Lower Mainland	5%	172	1%	15
In Canada, outside of BC	12%	431	1%	11
Outside of Canada	7%	252	82%	1237
Total	100%	3545	100%	1514

How new UBCV undergrads would like to receive medical support from UBC personnel depends on where they plan to live next term.

Among the 58% of new UBCV undergrads planning to live in the Lower Mainland next term, just 21% say they will rely on medical professionals outside of UBC for health support. If they need to make an appointment with a UBC medical professional, 45% would like the appointment to be in-person, 15% by phone, and 19% by video conferencing.

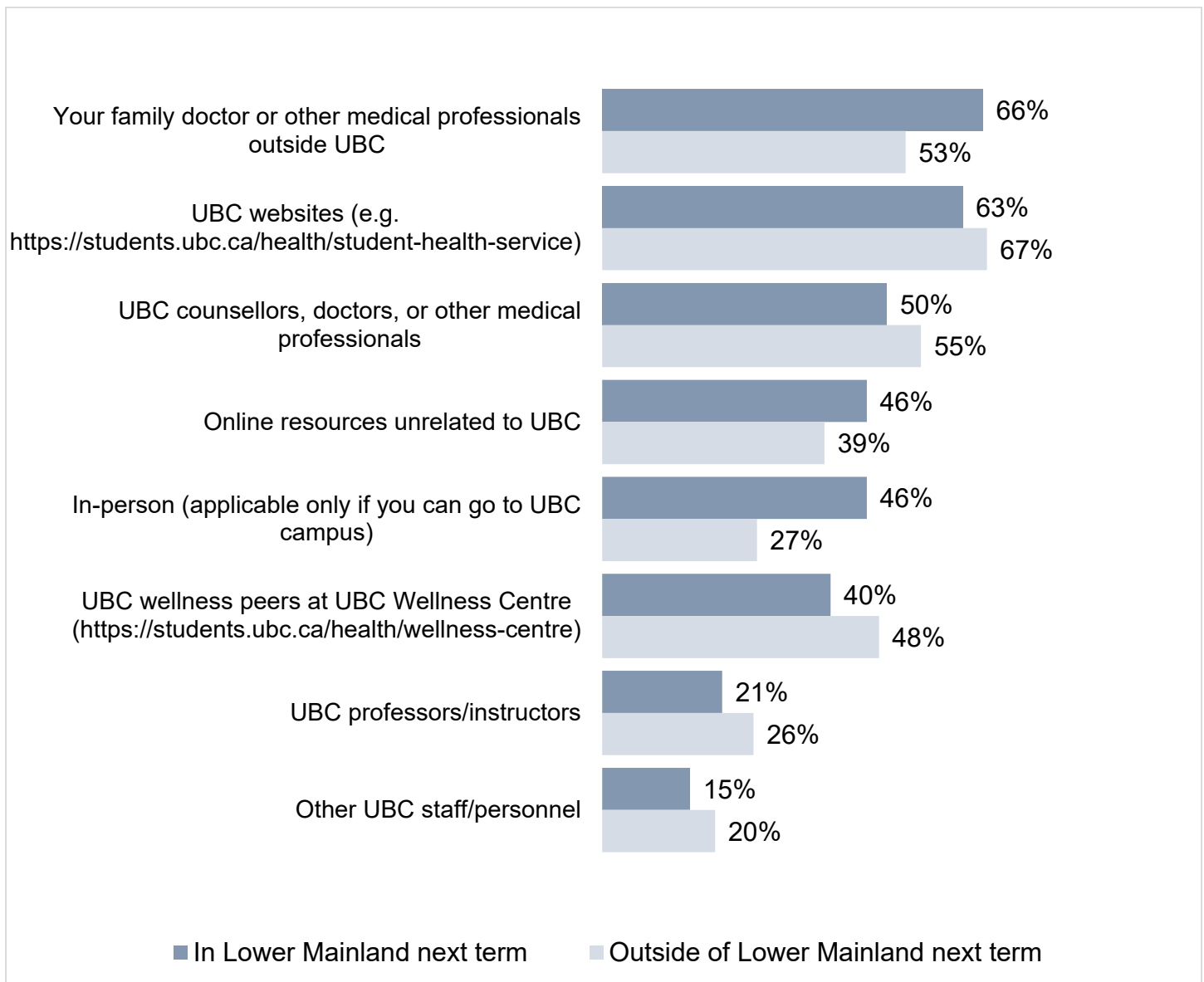
Among the 42% of new UBCV undergrads planning to live outside the Lower Mainland next term, just 21% say they will rely on medical professionals outside of UBC for health support. They may not have interpreted the question the way it was intended, unfortunately. Despite not living in the Lower Mainland next term, 26% of these new undergrads say if they need to make an appointment with a UBC medical professional next term, they would like the appointment to be in-person.

Next term (Sep to Dec 2020), if you need to make an appointment with UBC personnel (e.g. doctor, counsellor) for health support, would you like to have the appointment in-person (if possible), by phone, or by video conferencing?



	In Lower Mainland next term		Outside of Lower Mainland next term	
	%	Count	%	Count
In-person (applicable only if you can go to UBC campus)	45%	1001	26%	443
By phone	15%	328	15%	252
By video conferencing	19%	432	34%	581
Not applicable, as I will rely on medical professionals outside of UBC for health support	21%	466	25%	436
Total	100%	2227	100%	1712

Next term (September to December 2020), if you need health related information, what resources do you plan to use? Choose all that apply.



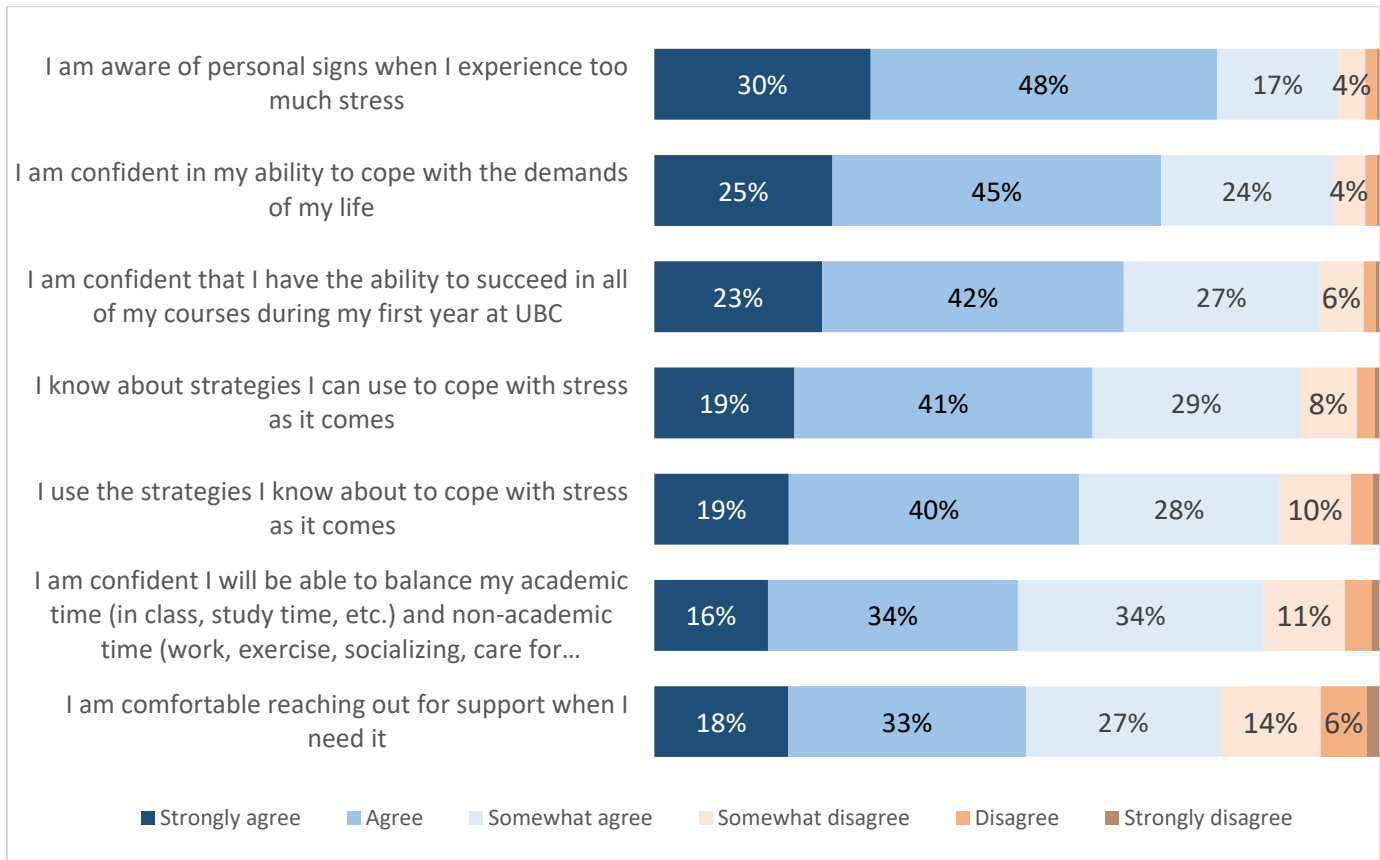
	In Lower Mainland next term		Outside of Lower Mainland next term	
	%	Count	%	Count
Your family doctor or other medical professionals outside UBC	66%	1441	53%	868
UBC websites (e.g. https://students.ubc.ca/health/student-health-service)	63%	1364	67%	1101
UBC counsellors, doctors, or other medical professionals	50%	1077	55%	912
Online resources unrelated to UBC	46%	1001	39%	636
In-person (applicable only if you can go to UBC campus)	46%	1001	27%	443
UBC wellness peers at UBC Wellness Centre (https://students.ubc.ca/health/wellness-centre)	40%	864	48%	792
UBC professors/instructors	21%	454	26%	433
Other UBC staff/personnel	15%	332	20%	323
Total	100%	2175	100%	1645

Stress management

New UBCV undergrads are almost as confident in their ability to manage stress and succeed in their courses in 2020 as they were in 2019.

For example, 70% of new UBCV undergrads agree or strongly agree that they are confident in their ability to cope with the demands of their life, compared to 78% in 2019.

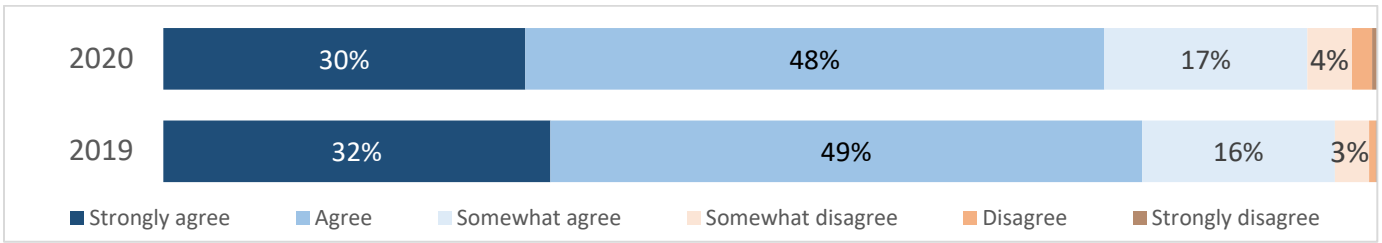
As another example, 50% of new UBCV undergrads agree or strongly agree that they are confident that they will be able to balance their academic time (in class, study time, etc.) and non-academic time (work, exercise, socializing, care for dependents, etc.) during their first year at UBC, compared to 58% in NUBC 2019.



NUBC 2020	Strongly agree / Agree	Incl Somewhat agree	Strongly agree	Agree	Somewhat agree	Somewhat disagree	Disagree	Strongly disagree	Total
I am aware of personal signs when I experience too much stress	78%	94%	30%	48%	17%	4%	2%	0%	3934
I am confident in my ability to cope with the demands of my life	70%	93%	25%	45%	24%	4%	2%	0%	3943
I am confident that I have the ability to succeed in all of my courses during my first year at UBC	65%	92%	23%	42%	27%	6%	2%	1%	3931
I know about strategies I can use to cope with stress as it comes	60%	89%	19%	41%	29%	8%	2%	1%	3933
I use the strategies I know about to cope with stress as it comes	59%	86%	19%	40%	28%	10%	3%	1%	3930

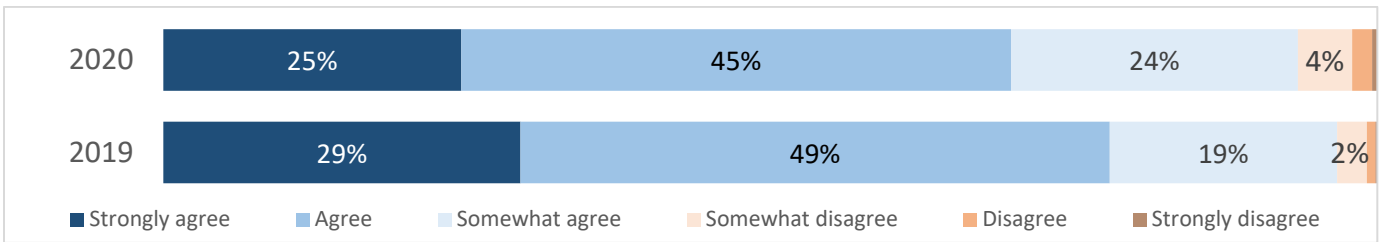
I am confident I will be able to balance my academic time (in class, study time, etc.) and non-academic time (work, exercise, socializing, care for dependents, etc.) during my first year at UBC	50%	84%	16%	34%	34%	11%	4%	1%	3931
I am comfortable reaching out for support when I need it	51%	78%	18%	33%	27%	14%	6%	2%	3933

I am aware of personal signs when I experience too much stress.



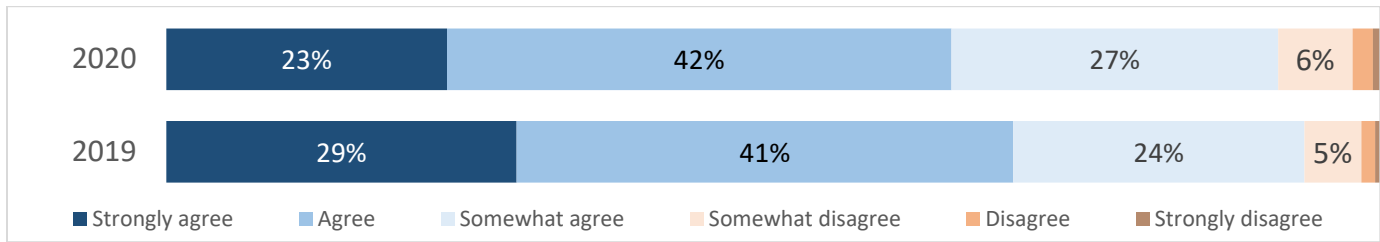
	Strongly agree/Agree	Incl Somewhat agree	Strongly agree	Agree	Somewhat agree	Somewhat disagree	Disagree	Strongly disagree	Total
2020	78%	94%	30%	48%	17%	4%	2%	0%	3934
2019	81%	97%	32%	49%	16%	3%	1%	0%	3262
Difference	-3%	-2%	-2%	-1%	1%	1%	1%	0%	

I am confident in my ability to cope with the demands of my life.



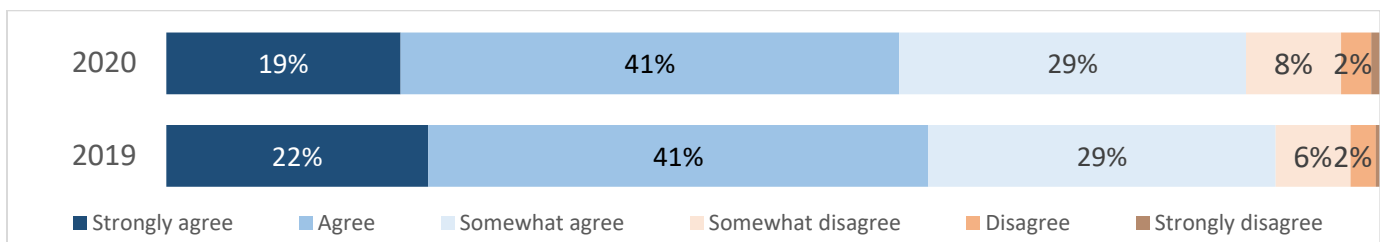
	Strongly agree/Agree	Incl Somewhat agree	Strongly agree	Agree	Somewhat agree	Somewhat disagree	Disagree	Strongly disagree	Total
2020	70%	93%	25%	45%	24%	4%	2%	0%	3943
2019	78%	97%	29%	49%	19%	2%	1%	0%	3266
Difference	-8%	-3%	-5%	-3%	5%	2%	1%	0%	

I am confident that I have the ability to succeed in all of my courses during my first year at UBC.



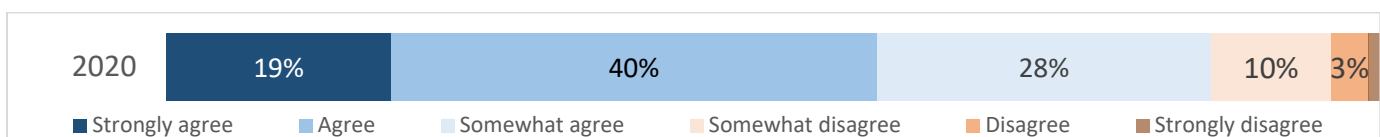
	Strongly agree/Agree	Incl Somewhat agree	Strongly agree	Agree	Somewhat agree	Somewhat disagree	Disagree	Strongly disagree	Total
2020	65%	92%	23%	42%	27%	6%	2%	1%	3931
2019	70%	94%	29%	41%	24%	5%	1%	0%	3261
Difference	-5%	-2%	-6%	1%	3%	1%	1%	0%	

I know about strategies I can use to cope with stress as it comes.



	Strongly agree/Agree	Incl Somewhat agree	Strongly agree	Agree	Somewhat agree	Somewhat disagree	Disagree	Strongly disagree	Total
2020	60%	89%	19%	41%	29%	8%	2%	1%	3933
2019	63%	91%	22%	41%	29%	6%	2%	0%	3258
Difference	-2%	-2%	-2%	0%	0%	2%	0%	0%	

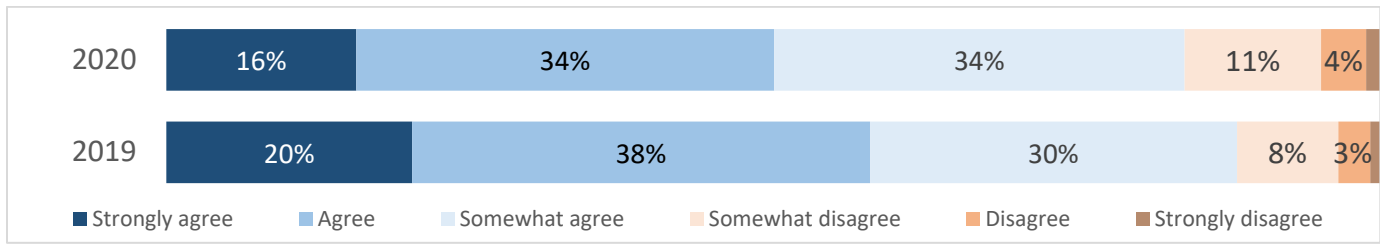
I use the strategies I know about to cope with stress as it comes.²⁵



	Strongly agree/Agree	Incl Somewhat agree	Strongly agree	Agree	Somewhat agree	Somewhat disagree	Disagree	Strongly disagree	Total
2020	59%	86%	19%	40%	28%	10%	3%	1%	3930

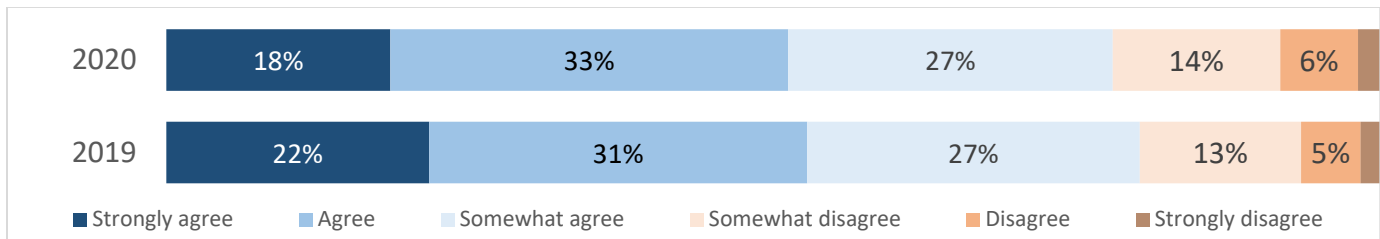
²⁵ New question in 2020. Comparison with 2019 not available.

I am confident I will be able to balance my academic time (in class, study time, etc.) and non-academic time (work, exercise, socializing, care for dependents, etc.) during my first year at UBC.



	Strongly agree/Agree	Incl Somewhat agree	Strongly agree	Agree	Somewhat agree	Somewhat disagree	Disagree	Strongly disagree	Total
2020	50%	84%	16%	34%	34%	11%	4%	1%	3931
2019	58%	88%	20%	38%	30%	8%	3%	1%	3264
Difference	-8%	-4%	-5%	-3%	4%	3%	1%	0%	

I am comfortable reaching out for support when I need it.



	Strongly agree/Agree	Incl Somewhat agree	Strongly agree	Agree	Somewhat agree	Somewhat disagree	Disagree	Strongly disagree	Total
2020	51%	78%	18%	33%	27%	14%	6%	2%	3933
2019	53%	80%	22%	31%	27%	13%	5%	2%	3260
Difference	-2%	-2%	-3%	2%	-1%	1%	1%	0%	

Online learning concerns

New UBCV undergraduates have concerns for their online learning next term. Many are concerned about

- **Social connections:** Not being able to see their classmates in person and having difficulties developing social connections
- **Academic performance:** Not performing well in class or lacking personal motivation or desire to complete their coursework
- **Quality of education:** Not being able to communicate with instructors in person or not having a clear understanding of the expectations around courses or course assignments
- **Mental health** (stress, anxiety, depression)

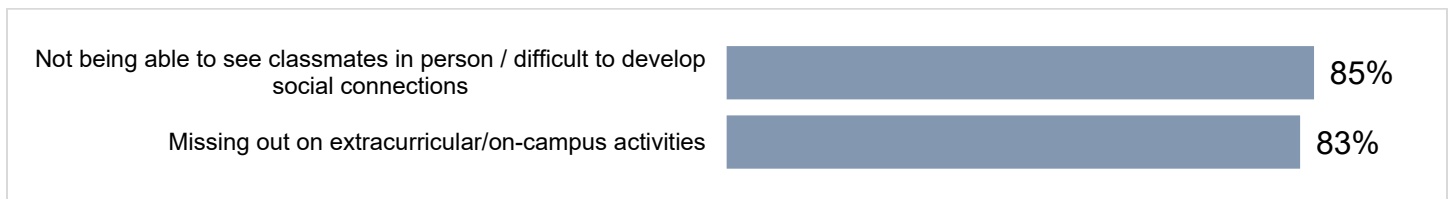
The graphs below show what most (over 50%) new UBCV undergrads are concerned about.

Please see the NUBC 2020 Qualtrics Report for the full list of concerns new UBCV undergrads were asked about next term, including their concerns regarding technological issues, and how the concerns differ between new domestic and international UBCV undergrads.

For example, most new international UBCV undergrads (66%) are concerned about taking UBC classes in a time zone different from their own time zone.

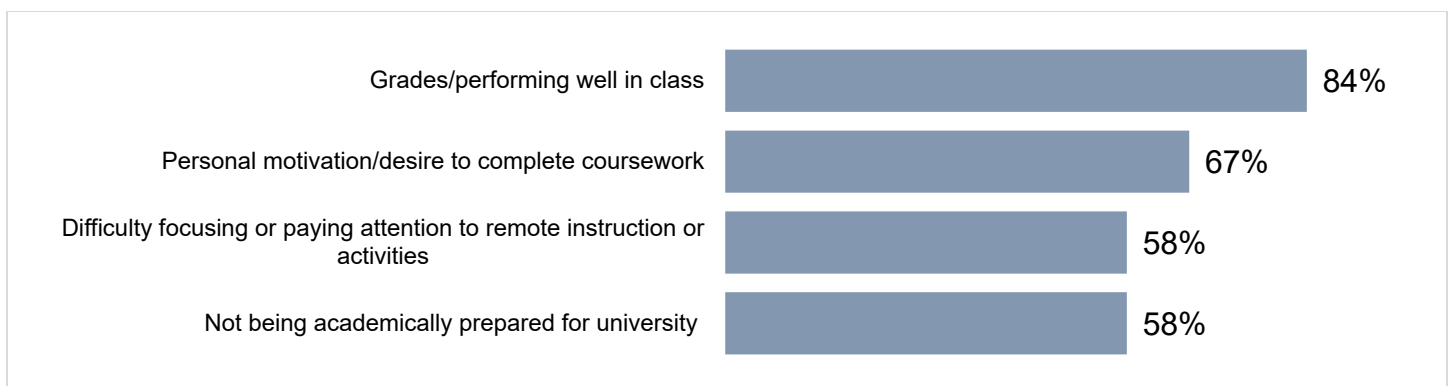
Social connections

Not being able to see their classmates in person and having difficulties developing social connections



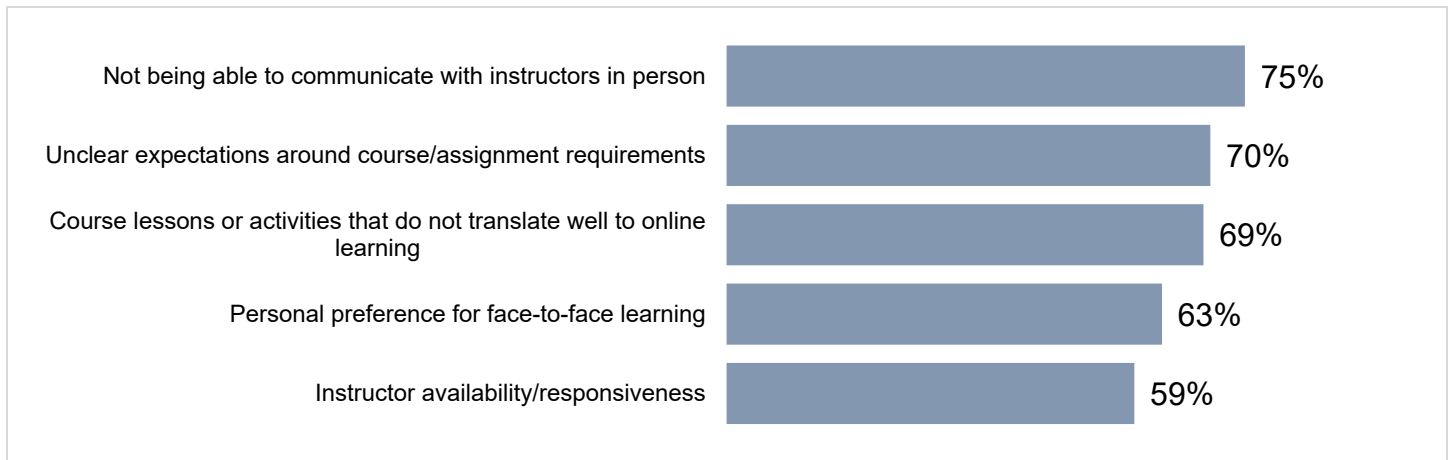
Academic performance

Not performing well in class or lacking personal motivation or desire to complete their coursework



Quality of education

Not being able to communicate with instructors in person or not having a clear understanding of the expectations around courses or course assignments



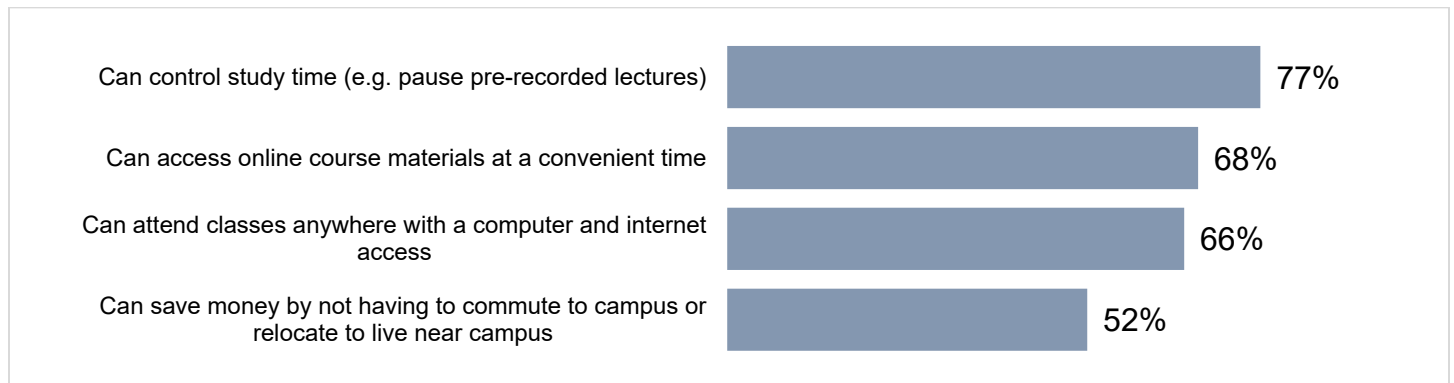
Mental health

Stress, anxiety, depression



Online learning benefits

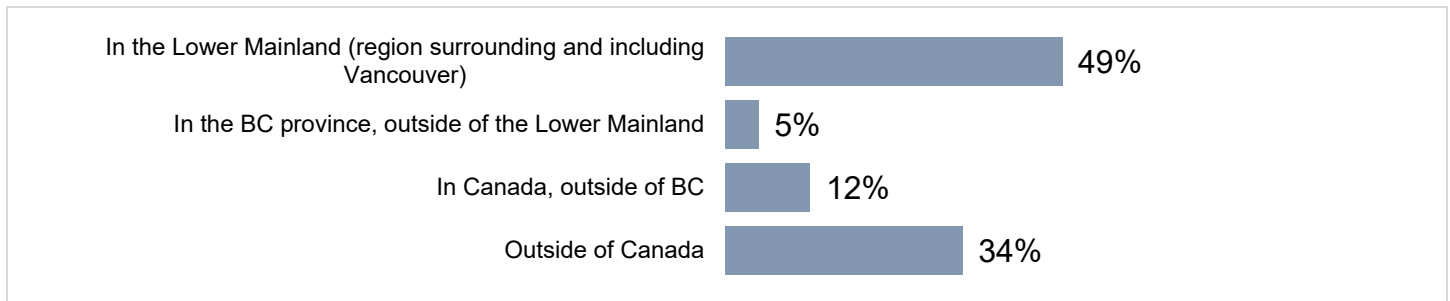
Many new UBCV undergrads also look forward to the benefits of online learning. Below shows what most (over 50%) are looking forward to next term.



Where new undergrads live / Time zone

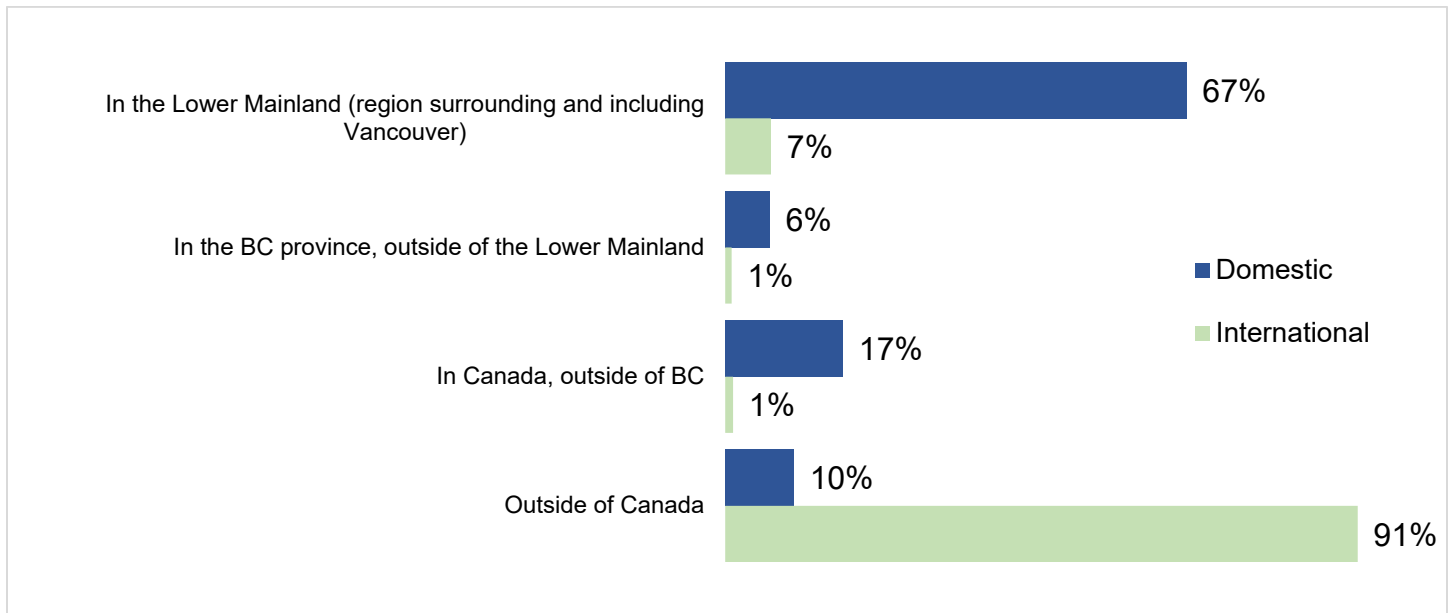
Just under half (49%) of new UBCV undergrads are in the Lower Mainland at the time of the survey. New international UBCV undergrads are much more likely than their domestic counterpart to live outside of Canada at the time of the survey (91% vs. 10%).

Where do you currently reside?



	%	Count
In the Lower Mainland (region surrounding and including Vancouver)	49%	2458
In the BC province, outside of the Lower Mainland	5%	243
In Canada, outside of BC	12%	619
Outside of Canada	34%	1731
Total	100%	5051

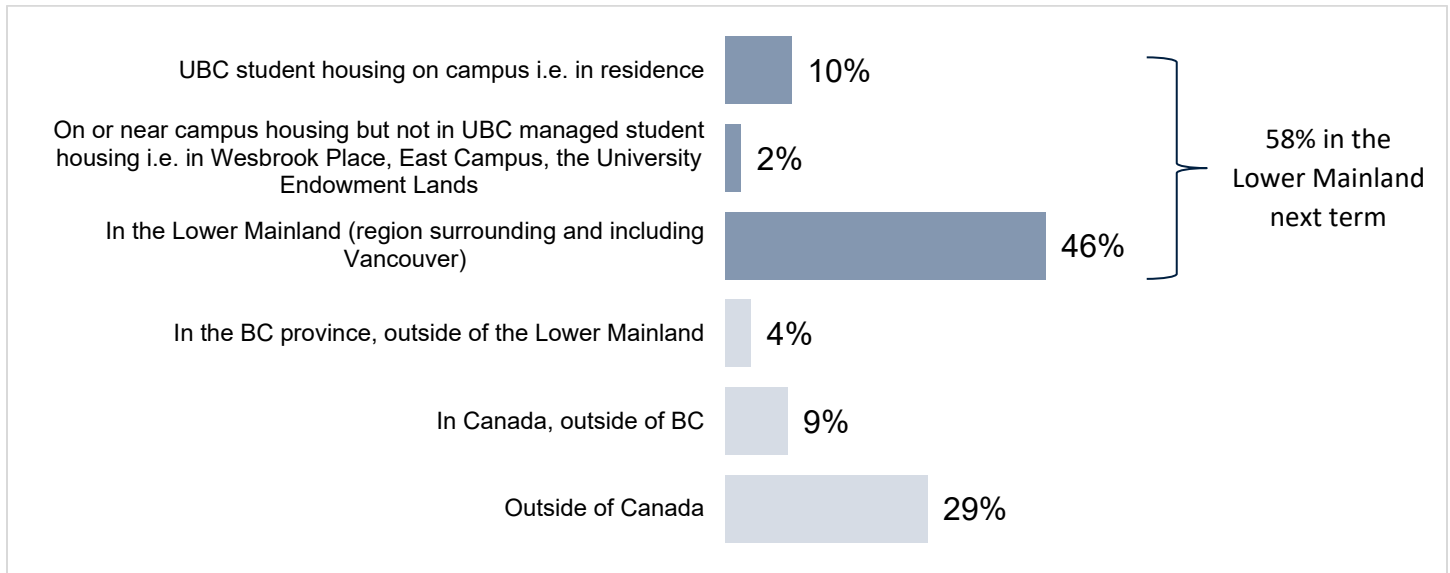
Where do you currently reside?



	Domestic		International	
	%	Count	%	Count
In the Lower Mainland (region surrounding and including Vancouver)	67%	2358	7%	100
In the BC province, outside of the Lower Mainland	6%	229	1%	14
In Canada, outside of BC	17%	602	1%	17
Outside of Canada	10%	350	91%	1381
Total	100%	3539	100%	1512

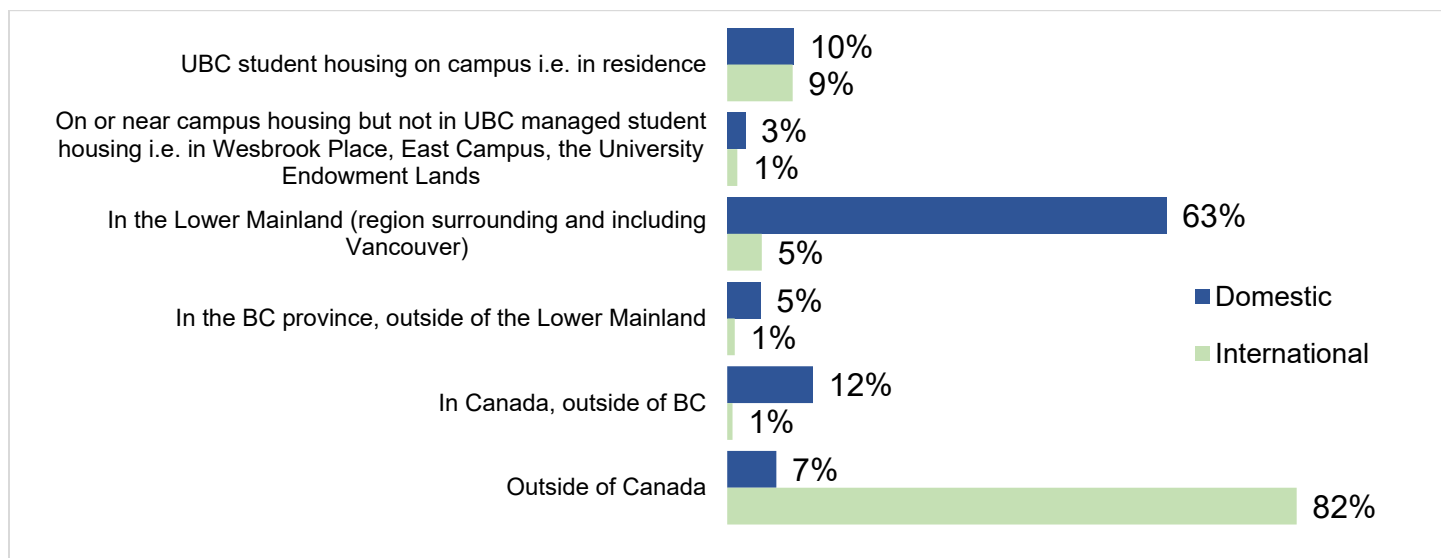
As reported earlier, 58% plan to live in the Lower Mainland including 10% in UBC student housing, 2% on or near campus, and 46% elsewhere in the Lower Mainland.

Where do you plan to live next term (Sep to Dec 2020)?



	%	Count
UBC student housing on campus i.e. in residence	10%	493
On or near campus housing but not in UBC managed student housing i.e. in Wesbrook Place, East Campus, the University Endowment Lands	2%	119
In the Lower Mainland (region surrounding and including Vancouver)	46%	2329
Subtotal	58%	2942
In the BC province, outside of the Lower Mainland	4%	187
In Canada, outside of BC	9%	442
Outside of Canada	29%	1489
Total	100%	5059

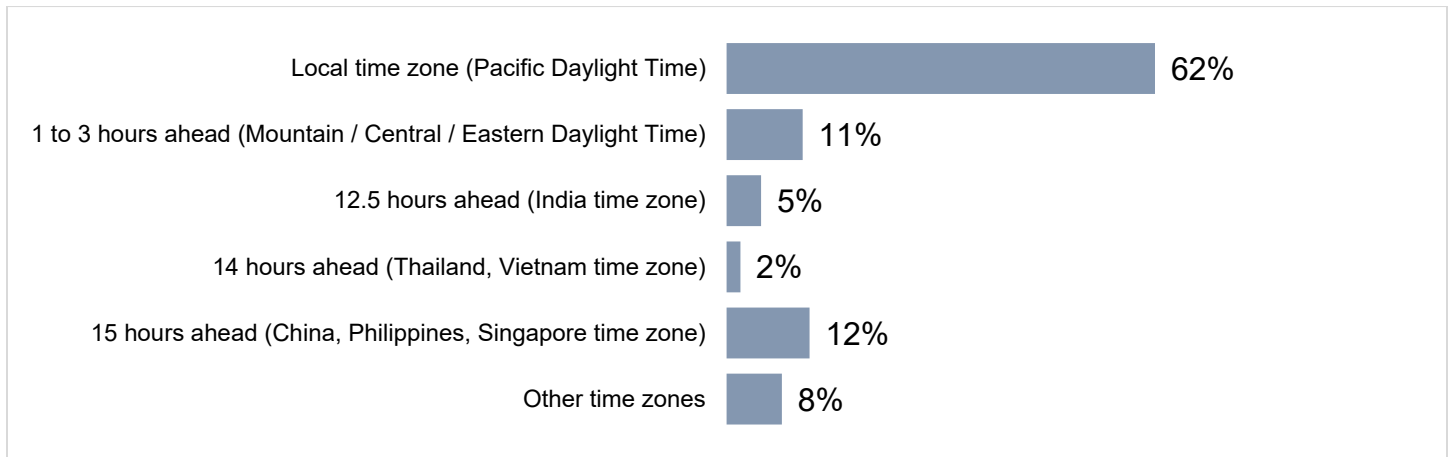
Where do you plan to live next term (Sep to Dec 2020)?



	Domestic		International	
	%	Count	%	Count
UBC student housing on campus i.e. in residence	10%	345	10%	148
On or near campus housing but not in UBC managed student housing i.e. in Wesbrook Place, East Campus, the University Endowment Lands	3%	97	1%	22
In the Lower Mainland (region surrounding and including Vancouver)	63%	2248	5%	81
<i>Subtotal</i>	76%	2691	17%	251
In the BC province, outside of the Lower Mainland	5%	172	1%	15
In Canada, outside of BC	12%	431	1%	11
Outside of Canada	7%	252	82%	1237
Total	100%	3545	100%	1514

New UBCV undergrads were asked which time zone they will live in next term. Most (62%) will live in the local time zone (UTC -7:00 Pacific Daylight Time) although there are significant differences between new domestic and international undergrads. 81% of new domestic UBCV undergrads will be in our local time zone next term, compared to only 17% among their international counterpart.

Please indicate the time zone you plan to be living in next term (September to December 2020).²⁶

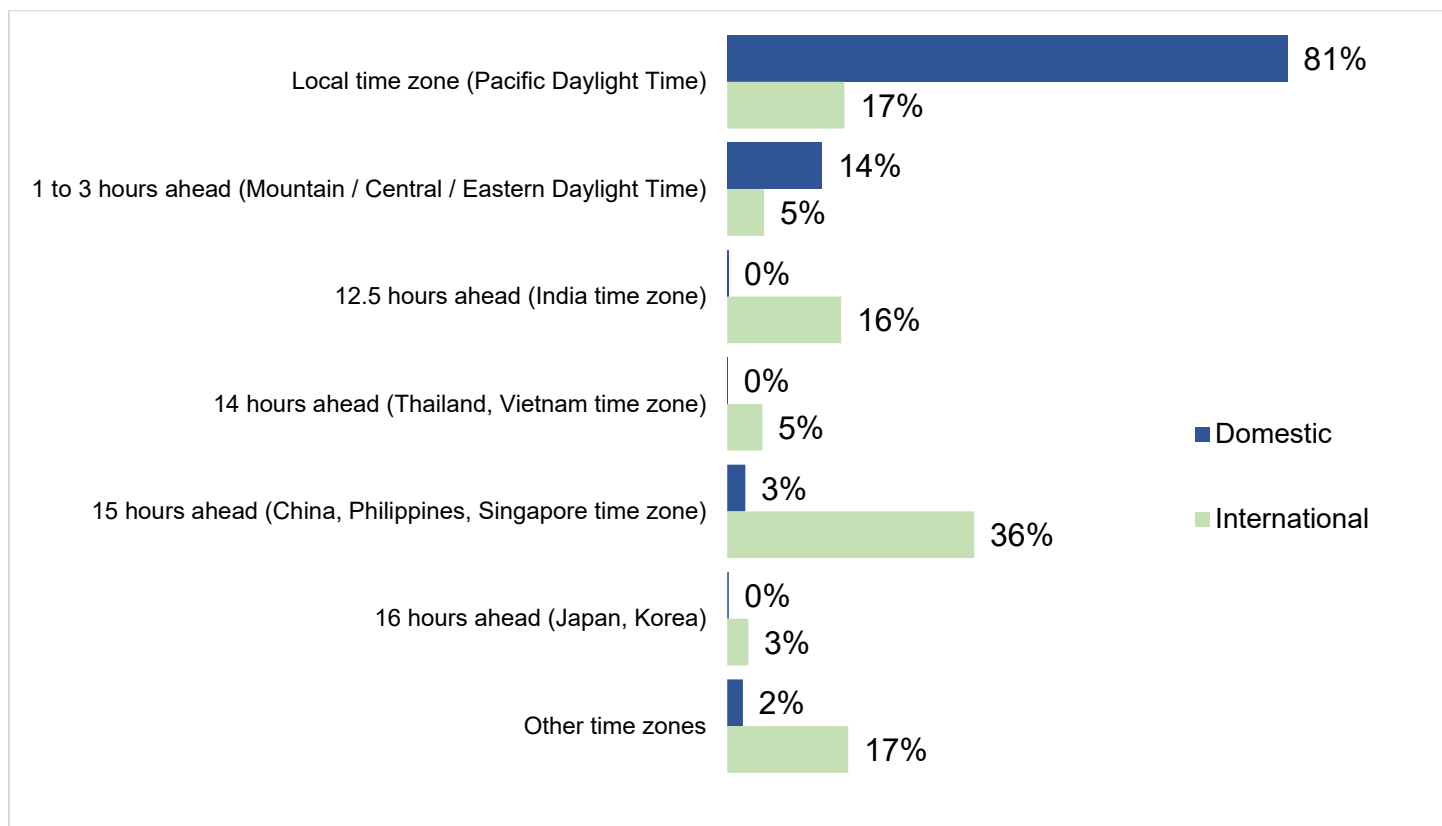


	%	Count
Local time zone (Pacific Daylight Time)	62%	3073
1 to 3 hours ahead (Mountain / Central / Eastern Daylight Time)	11%	557
12.5 hours ahead (India time zone)	5%	249
14 hours ahead (Thailand, Vietnam time zone)	2%	78
15 hours ahead (China, Philippines, Singapore time zone)	12%	618
Other time zones	8%	390
Total	100%	4965

²⁶ 84% of current UBCV students, including undergraduate students, graduate students, and post-baccalaureate degree students, will live in our local time zone (Pacific Daylight Time) next term. Source: AMS/GSS COVID-19 Impact Survey.

- 7% will be one to three hours ahead; 2% will be one hour behind.
- 2% will be 15 hours ahead (time zone of China/Philippines/Singapore), 1% 16 hours ahead (Japan/Korea), 1% 12.5 hours ahead (India), and 5% spread evenly in the remaining time zones.

Please indicate the time zone you plan to be living in next term (September to December 2020).



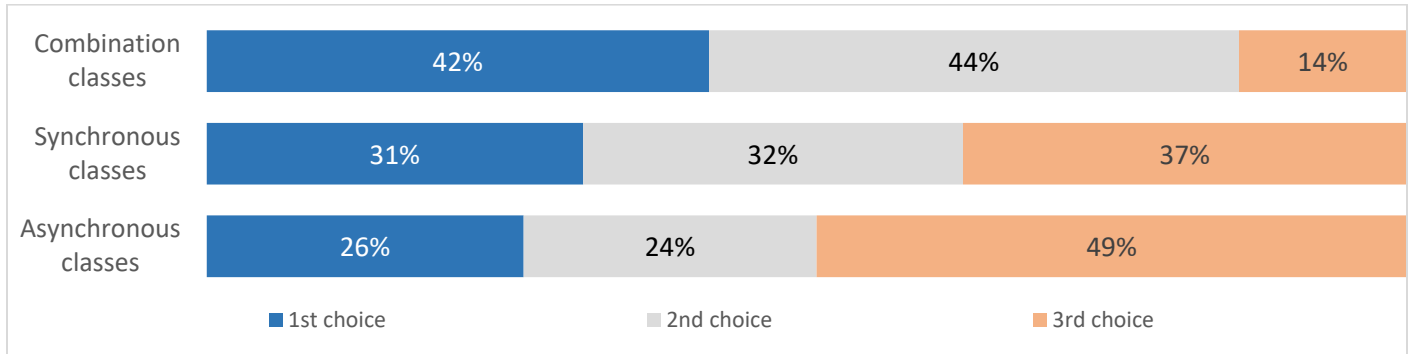
	Domestic		International	
	%	Count	%	Count
Local time zone (Pacific Daylight Time)	81%	2823	17%	250
1 to 3 hours ahead (Mountain / Central / Eastern Daylight Time)	14%	478	5%	79
12.5 hours ahead (India time zone)	0%	6	16%	243
14 hours ahead (Thailand, Vietnam time zone)	0%	3	5%	75
15 hours ahead (China, Philippines, Singapore time zone)	3%	91	36%	527
16 hours ahead (Japan, Korea)	0%	8	3%	45
Other time zones	2%	79	17%	258
Total	100%	3488	100%	1477

Synchronous / Asynchronous classes

New UBCV undergrads tend to prefer a combination of synchronous and asynchronous classes, followed by synchronous classes, and asynchronous classes.

Please rank in order your preference for synchronous classes, asynchronous classes, or combination classes. [Rank each item from 1 to 3, with 1 being your most preferred type of classes.]²⁷

All new UBCV undergrads



All new UBCV undergrads	1st choice	2nd choice	3rd choice	Total
Combination classes	42%	44%	14%	4708
Synchronous classes	31%	32%	37%	4651
Asynchronous classes	26%	24%	49%	4677

²⁷ New UBC undergrads first read a description of synchronous, asynchronous, and combination classes. “We want to support the online learning experiences of all UBC students, regardless of time zone. Traditionally, UBC classes are held sometime between 8am and 6pm Monday to Friday in Pacific Daylight Time. Next term, some UBC classes may be synchronous, some asynchronous, and some a combination of both.

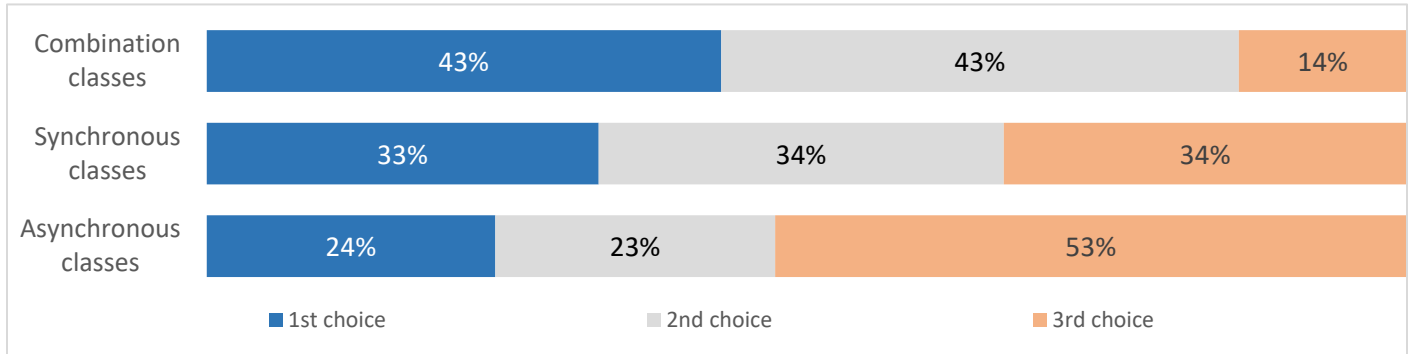
Synchronous classes refer to online classes in which students are online with the instructor and other students at the same time. Students may find it easier to connect with instructors and other students in synchronous classes, although attending synchronous classes may be challenging for students living in a different time zone or with unreliable internet connectivity.

Asynchronous classes refer to online classes in which students can complete the coursework without being online with the instructor or other students at the same time. (For instance, they can watch recorded lectures, work on problem sets, read materials, and do group work through discussion or chat boards at their convenience.) They will still need to follow the weekly schedule and work at the same pace as others in the class. Students may find it challenging to connect with instructors and other students or to stay motivated to complete the coursework with asynchronous classes.

Combination classes refer to online classes that have both synchronous and asynchronous components. The majority of classes will be a combination of both.”

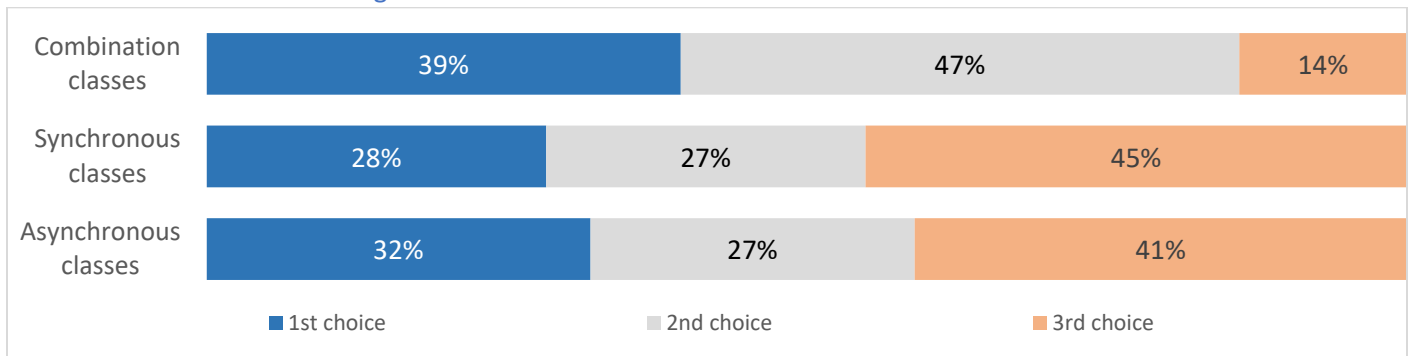
Please rank in order your preference for synchronous classes, asynchronous classes, or combination classes. [Rank each item from 1 to 3, with 1 being your most preferred type of classes.]

New domestic UBCV undergrads



New domestic UBCV undergrads	1st choice	2nd choice	3rd choice	Total
Combination classes	43%	43%	14%	3305
Synchronous classes	33%	34%	34%	3279
Asynchronous classes	24%	23%	53%	3285

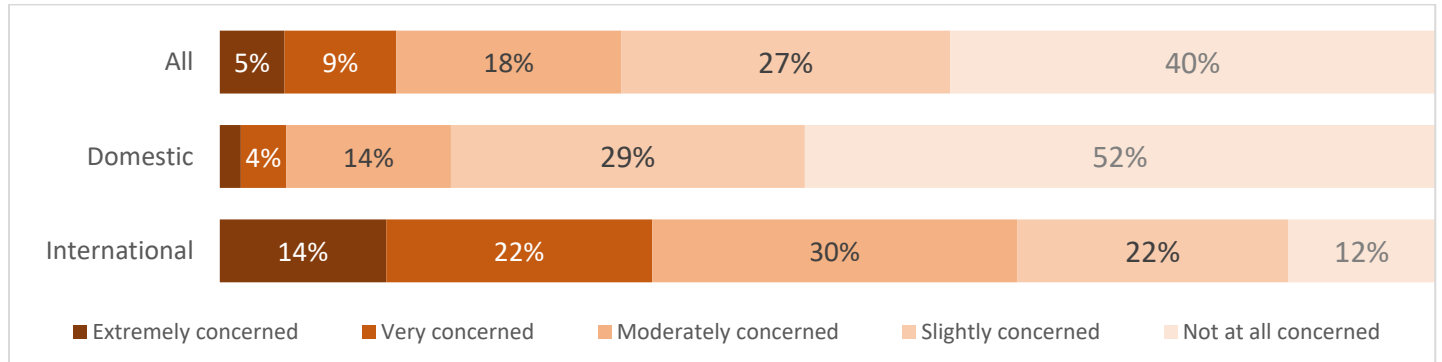
New international UBCV undergrads



New international UBCV undergrads	1st choice	2nd choice	3rd choice	Total
Combination classes	39%	47%	14%	1403
Synchronous classes	28%	27%	45%	1372
Asynchronous classes	32%	27%	41%	1392

New international UBCV undergrads are much more concerned about taking synchronous classes than their domestic counterpart.

Are you concerned about taking online, synchronous classes held between 8am and 6pm in Pacific Daylight Time next term?



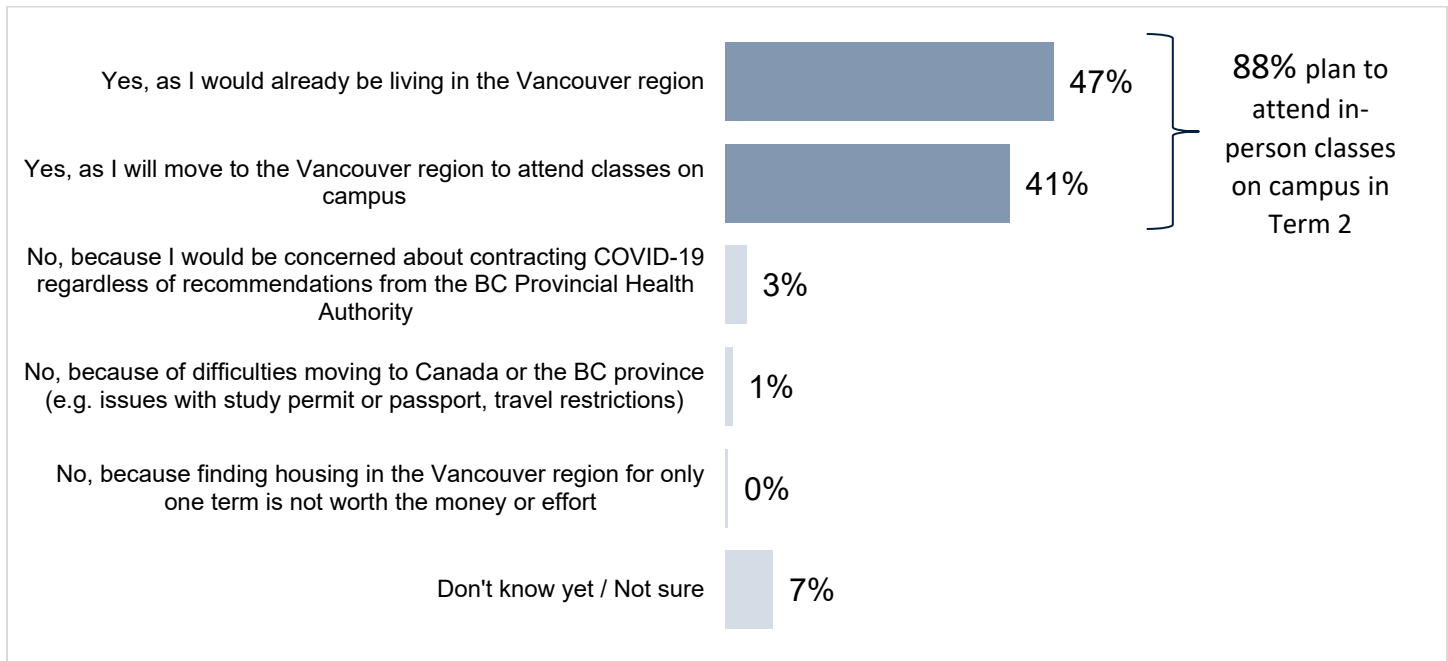
	Extremely concerned	Very concerned	Moderately concerned	Slightly concerned	Not at all concerned	Total
All new UBCV undergrads	5%	9%	18%	27%	40%	4783
New domestic UBCV undergrads	2%	4%	14%	29%	52%	3344
New international UBCV undergrads	14%	22%	30%	22%	12%	1439

Plans for Term 2 (Jan to Apr 2021)

The vast majority (88%) of new UBCV undergrads plan to attend in-person classes on campus in Term 2 (Jan to Apr 2021) if classes return to being conducted in person.

Most (70%) plan to live in UBC student housing in Term 2 if classes return to being conducted in person, and UBC student housing offers them a space.


Do you plan to attend in-person classes on campus in Term 2 (Jan to Apr 2021) if classes return to being conducted in person?²⁸



	%	Count
Yes, as I would already be living in the Vancouver region	47%	1910
Yes, as I will move to the Vancouver region to attend classes on campus	41%	1655
No, because I would be concerned about contracting COVID-19 regardless of recommendations from the BC Provincial Health Authority	3%	123
No, because of difficulties moving to Canada or the BC province (e.g. issues with study permit or passport, travel restrictions)	1%	41
No, because finding housing in the Vancouver region for only one term is not worth the money or effort	0%	17
Don't know yet / Not sure	7%	279
Total	100%	4025


²⁸ New UBC undergrads first read, “The COVID-19 pandemic has required us to physically isolate and move many of our regular activities online in an effort to limit the spread of the virus. We want to know what your plans are for Term 2 (Jan to Apr 2021) if, under the recommendation of the BC Provincial Health Authority, UBC classes return to being conducted in person on campus in Term 2.”

Do you plan to attend in-person classes on campus in Term 2 (Jan to Apr 2021) if classes return to being conducted in person?



	Domestic		International	
	%	Count	%	Count
Yes, as I would already be living in the Vancouver region	61%	1708	16%	202
Yes, as I will move to the Vancouver region to attend classes on campus	30%	845	66%	810
No, because I would be concerned about contracting COVID-19 regardless of recommendations from the BC Provincial Health Authority	3%	83	3%	40
No, because of difficulties moving to Canada or the BC province (e.g. issues with study permit or passport, travel restrictions)	0%	2	3%	39
No, because finding housing in the Vancouver region for only one term is not worth the money or effort	0%	11	0%	6
Don't know yet / Not sure	5%	146	11%	133
Total	100%	2795	100%	1230

Plan to live in UBC student housing in Term 2.²⁹



	All new UBCV undergrads		Domestic		International	
	%	Count	%	Count	%	Count
Yes	70%	2843	61%	1723	90%	1120
No	30%	1203	39%	1084	10%	119
Total	100%	4046	100%	2807	100%	1239

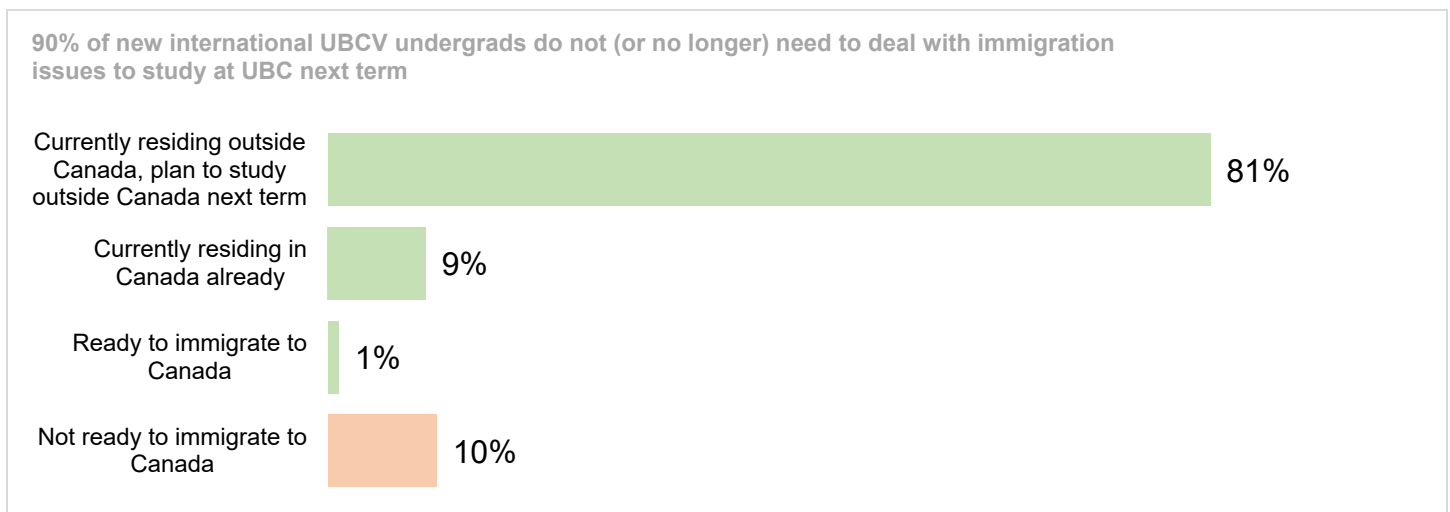
²⁹ New UBC undergrads read, “As you are aware, the COVID-19 pandemic has required us to physically isolate, and many students therefore will not live in UBC Student Housing in Term 1 (Sep to Dec 2020). We want to know what your plans are for Term 2 (Jan to Apr 2021) if, under the recommendation of the BC Provincial Health Authority, UBC classes return to being conducted in person on campus in Term 2. Do you plan to live in UBC student housing for Term 2 (January to April 2021) if classes return to being conducted in person, and UBC student housing offers you a space?” Response options: Yes, No.

Immigration issues

90% of new international UBCV undergraduates do not (or no longer) need to deal with immigration issues to study at UBC next term (Sep to Dec 2020).

- 81% because they plan to study outside of Canada next term,
- 9% because they currently live in the Lower Mainland or other parts of Canada already.
- Just 1% (10 out of 1557) of new UBCV international undergrads are ready to immigrate to Canada (they already have their study permit application approved; their travel to Canada would be considered “essential travel”).

New international UBCV undergrads



	International	
	%	Count
Currently residing outside Canada, plan to study outside Canada next term	81%	1219
Currently residing in Canada already	9%	131
Ready to immigrate to Canada	1%	10
Not ready to immigrate to Canada	10%	152
Total	100%	1557

10% of new international UBCV undergraduates, however, may deal with or are currently dealing with immigration or travel issues.

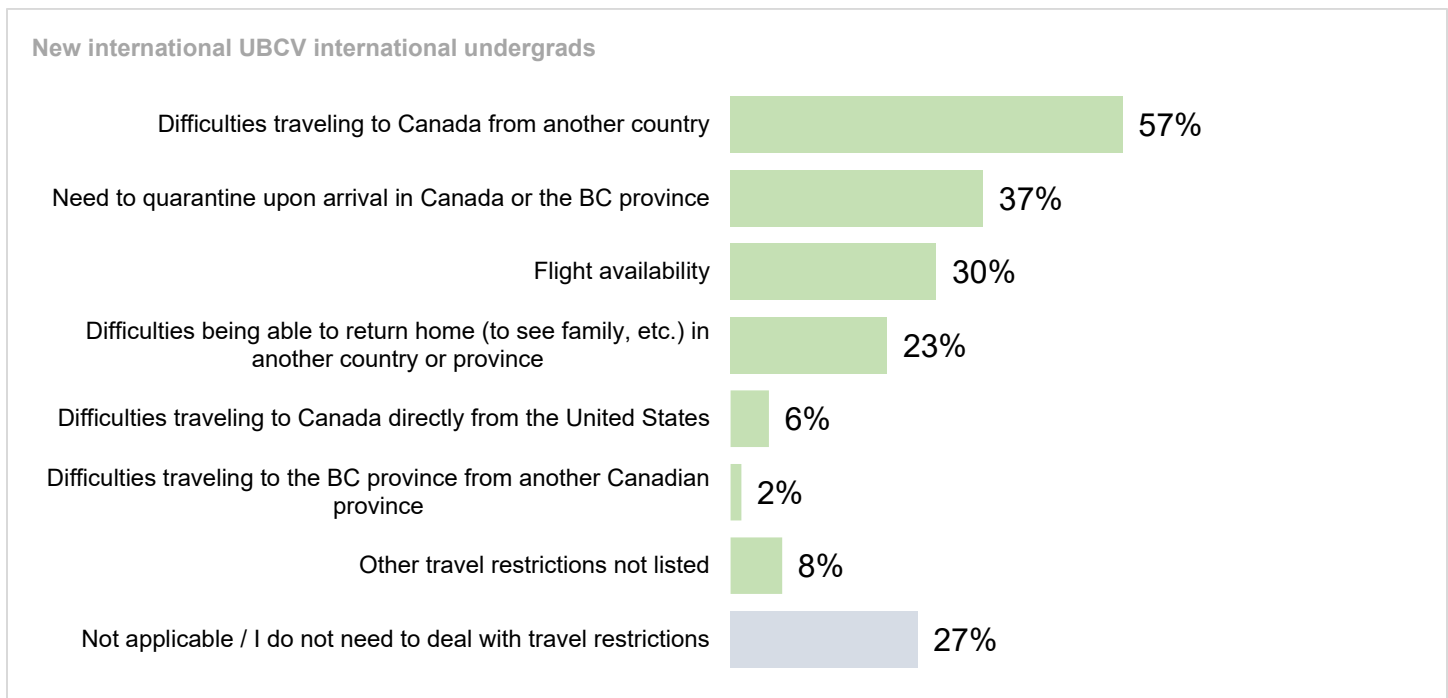
- Most (8%) have applied for their study permit; just 2% say they have not applied yet.
- 2% say they have applied for their study permit but they are waiting “longer than normal” for their completed application to be processed;
- 2% say they have applied recently and they are waiting for their completed application to be processed;
- 2% say they have applied but they are waiting to give biometrics or take a medical exam.

Travel issues

Most of the new international UBCV undergrads (73%) report that they will deal with travel issues or restrictions. Just 27% say “not applicable / I do not need to deal with travel restrictions.”³⁰

To begin your UBC studies next term (Sep to Dec 2020), will you be dealing with the following travel restrictions if they still exist by late August? Select all that apply.

New international UBCV undergrads



	International	
	%	Count
Difficulties traveling to Canada from another country	57%	654
Need to quarantine upon arrival in Canada or the BC province	37%	421
Flight availability	30%	343
Difficulties being able to return home (to see family, etc.) in another country or province	23%	261
Difficulties traveling to Canada directly from the United States	6%	64
Difficulties traveling to the BC province from another Canadian province	2%	18
Other travel restrictions not listed	8%	86
Not applicable / I do not need to deal with travel restrictions	27%	312
Total	100%	1146

³⁰ Among new domestic UBCV undergrads, only 16% say they will deal with travel restrictions if those restrictions still exist by late August in order to begin their UBC studies next term; 84% say they do not need to deal with travel restrictions (n=2529). The most common travel restrictions are

- Needing to quarantine upon arrival in Canada or the BC province (9%),
- Flight availability (7%),
- Difficulties being able to return home (to see family, etc.) in another country or province (6%),
- Difficulties traveling to the BC province from another Canadian province (6%),
- Difficulties traveling to Canada from another country (4%),
- Difficulties traveling to Canada directly from the United States (2%), and
- Other travel restrictions not listed (1%).

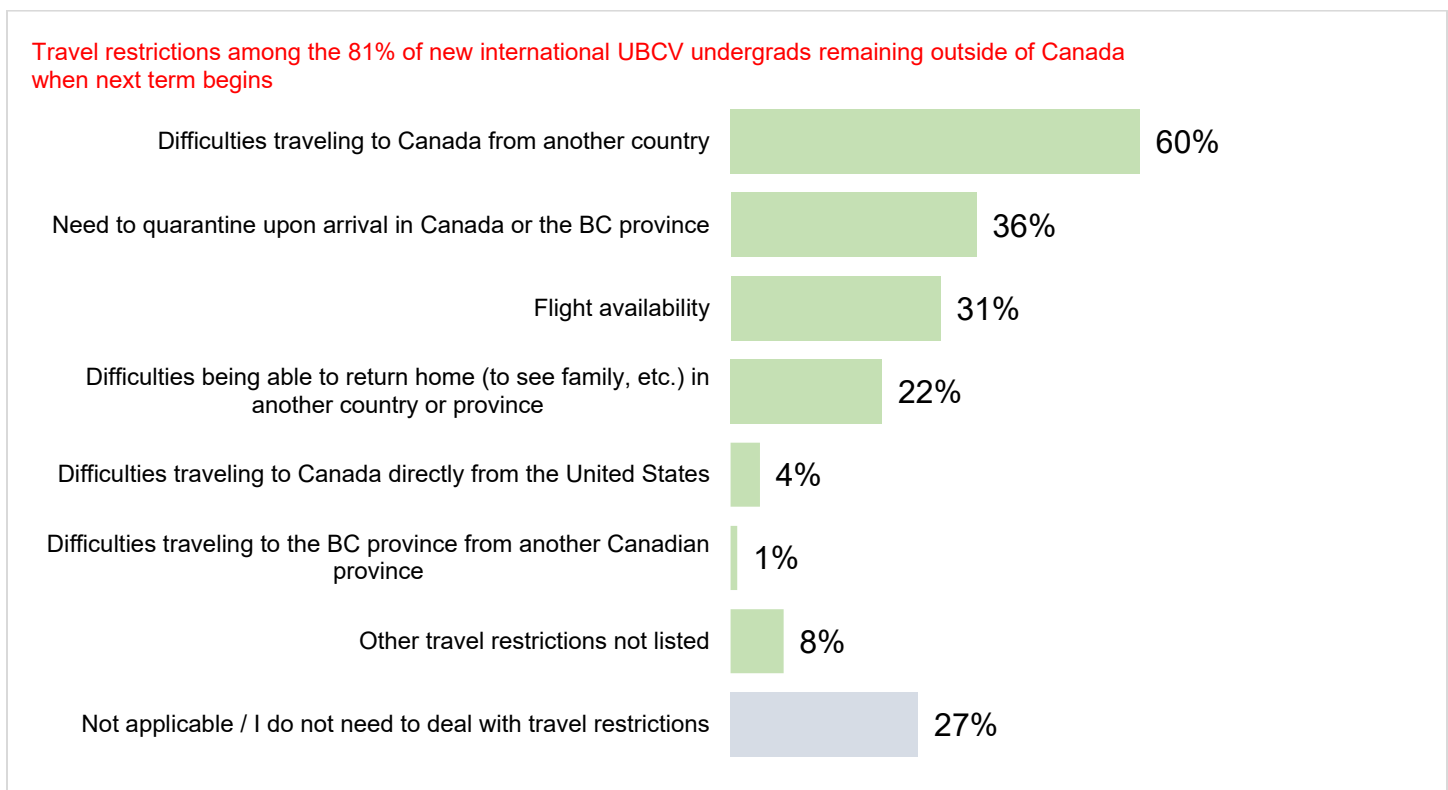
Unfortunately, there may be differences in how new international UBCV undergrads interpreted the question on travel restrictions, making the survey results to this question difficult to interpret.

Recall that most (81%) of new international UBCV undergrads say they currently reside outside of Canada, and they plan to stay outside of Canada when they begin their UBC studies in September.

Only some of these new international UBCV undergrads (27%) say they will not need to deal with travel restrictions to begin their UBC studies next term, likely because they have chosen to remain outside of Canada. Most (73%), however, say they will face travel restrictions even though they will remain outside of Canada next term, possibly because they interpreted the question in terms of what travel restrictions they would face if they were to come to Canada before the start of next term.

To begin your UBC studies next term (Sep to Dec 2020), will you be dealing with the following travel restrictions if they still exist by late August? Select all that apply.

Among the 81% of new international UBCV undergrads remaining outside of Canada when next term begins




	International	
	%	Count
Difficulties traveling to Canada from another country	60%	556
Need to quarantine upon arrival in Canada or the BC province	36%	334
Flight availability	31%	285
Difficulties being able to return home (to see family, etc.) in another country or province	22%	206
Difficulties traveling to Canada directly from the United States	4%	40
Difficulties traveling to the BC province from another Canadian province	1%	9
Other travel restrictions not listed	8%	72
Not applicable / I do not need to deal with travel restrictions	27%	255
Total	100%	933

Financial impact / concerns

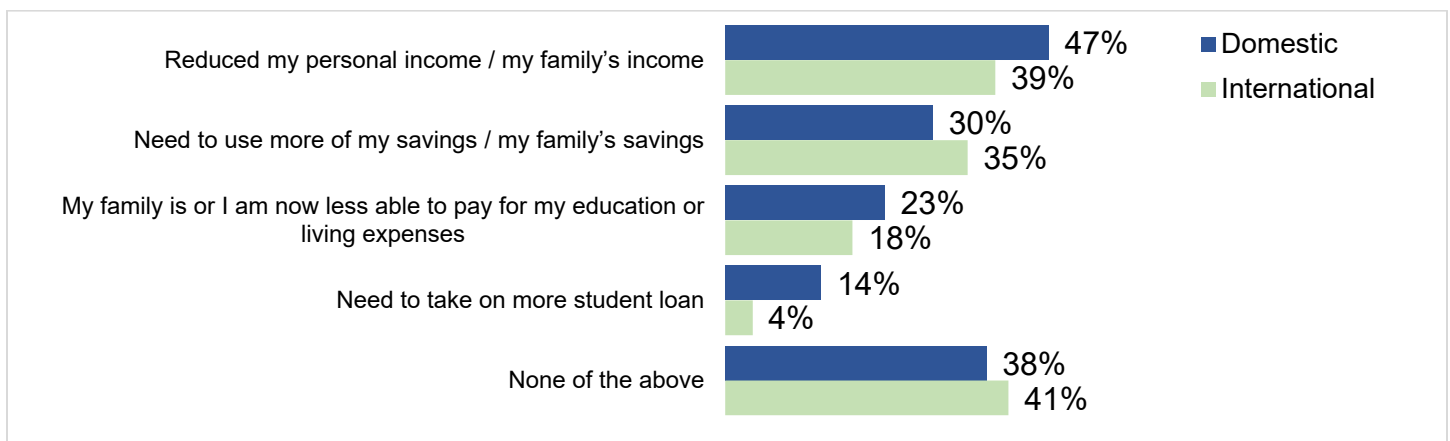
Most of the new UBCV undergrads (61%) report that their financial situation has been affected in some way by the COVID-19 pandemic, as shown below. New domestic UBCV undergrads, compared to their international counterpart, are more likely to report that the COVID-19 pandemic has reduced their personal or their family’s income, and/or that they need to take on more student loan.

As a result of the COVID-19 pandemic, has your financial situation changed in any of the following ways? Select all that apply.



	%	Count
Reduced my personal income / my family's income	44%	1626
Need to use more of my savings / my family's savings	32%	1164
My family is or I am now less able to pay for my education or living expenses	21%	789
Need to take on more student loan	11%	399
None of the above	39%	1437
Total	100%	3687

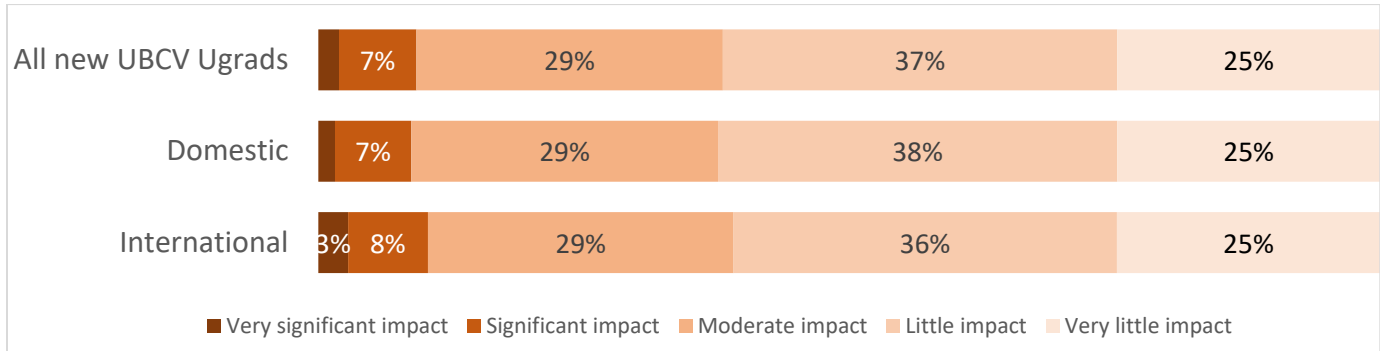
As a result of the COVID-19 pandemic, has your financial situation changed in any of the following ways? Select all that apply.



	Domestic		International	
	%	Count	%	Count
Reduced my personal income / my family's income	47%	1182	39%	443
Need to use more of my savings / my family's savings	30%	762	35%	402
My family is or I am now less able to pay for my education or living expenses	23%	578	18%	211
Need to take on more student loan	14%	354	4%	45
None of the above	38%	967	41%	470
Total	100%	2538	100%	1149

The COVID-19 pandemic has also affected some of the new UBCV undergrads’ ability to finance their upcoming academic year; 9% report that the pandemic has had a “very significant” or “significant” impact. The impact is similar for both new domestic and international UBCV undergrads.

What impact, if any, has the COVID-19 pandemic had on your ability to finance your upcoming academic year (September 2020 to April 2021) at UBC?



	Very significant / Significant impact	Very significant impact	Significant impact	Moderate impact	Little impact	Very little impact	Total
All	9%	2%	7%	29%	37%	25%	3697
Domestic	9%	2%	7%	29%	37%	25%	2546
International	11%	3%	8%	29%	35%	25%	1151

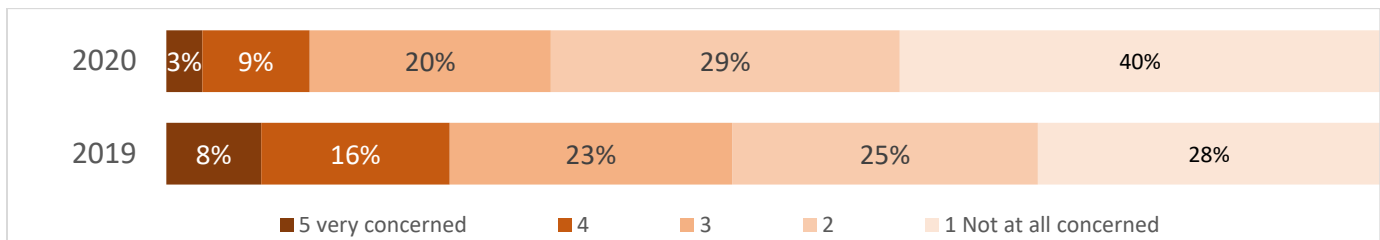
Domestic vs. International

Relatively few of the new domestic UBCV undergrads are concerned about their ability to finance their initial year at UBC. On a 5-point scale ranging from 5 very concerned to 1 not at all concerned, just 12% rated their concern 4 or 5 out of 5. They are less concerned compared to last year in 2019 (23%), and compared to their international counterpart (23%).

New domestic UBCV undergrads may be less concerned because this year, they can save money by not having to commute to campus or relocate to live near campus. As reported earlier, 52% of new UBCV undergrads look forward to saving money by not having to commute or relocate. New domestic UBCV undergrads particularly look forward to this benefit (56% vs. 44% among their international counterpart).

New domestic UBCV Undergrads

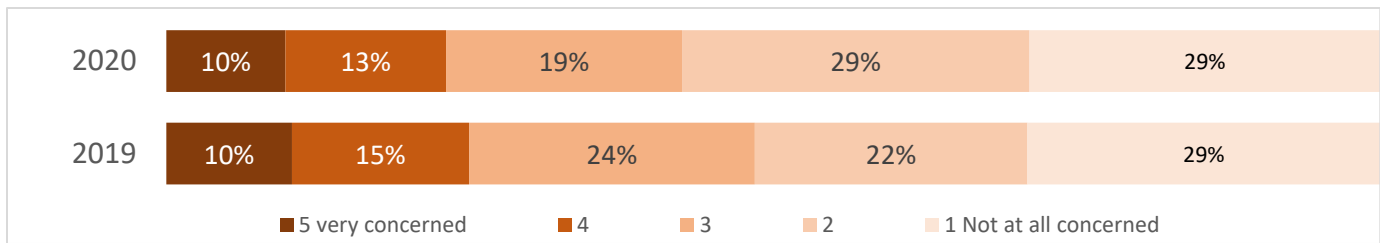
To what degree, if any, are you concerned about your ability to finance your INITIAL year at UBC?



	4 or 5 out of 5	5 very concerned	4	3	2	1 Not at all concerned	Total
2020	12%	3%	9%	20%	29%	40%	2563
2019	23%	8%	16%	23%	25%	28%	2506
Difference	-12%	-5%	-7%	-3%	4%	11%	

New international UBCV undergrads

To what degree, if any, are you concerned about your ability to finance your INITIAL year at UBC?



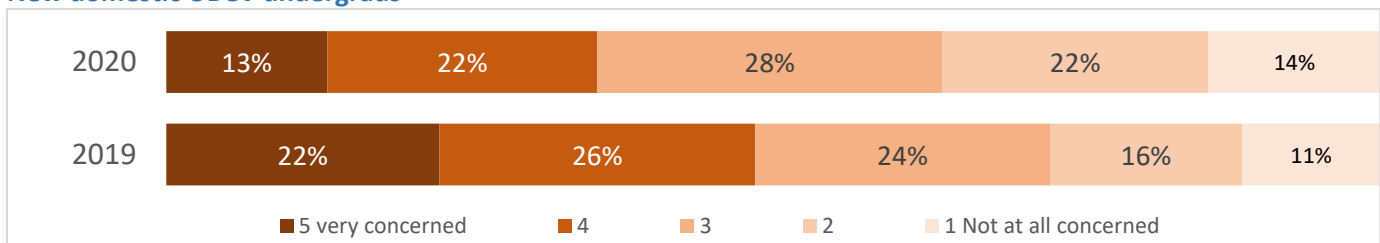
	4 or 5 out of 5	5 very concerned	4	3	2	1 Not at all concerned	Total
2020	23%	10%	13%	19%	29%	29%	1163
2019	25%	10%	15%	24%	22%	29%	850
Difference	-2%	-1%	-1%	-4%	6%	0%	

New UBCV undergrads were asked not just their concern to finance their initial year but also their entire university education.

New domestic undergrads are less concerned compared to last year. On a 5-point scale ranging from 5 very concerned to 1 not at all concerned, just 36% rated their concern 4 or 5 out of 5. They are less concerned compared to last year in 2019 (49%).

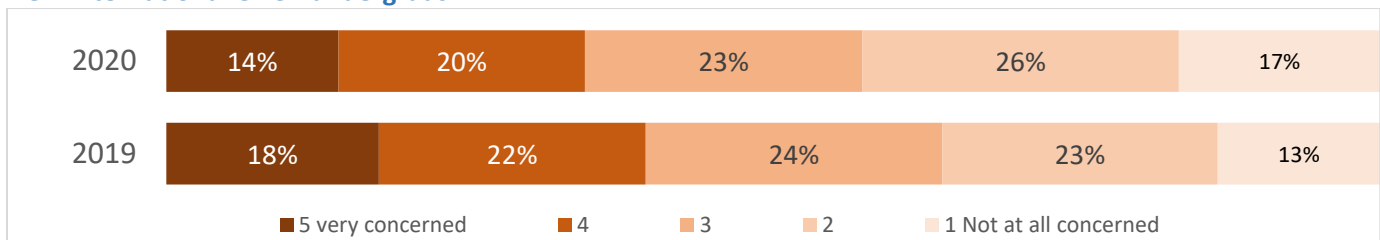
To what degree, if any, are you concerned about your ability to finance your ENTIRE university education?

New domestic UBCV undergrads



	4 or 5 out of 5	5 very concerned	4	3	2	1 Not at all concerned	Total
2020	36%	13%	22%	28%	22%	14%	2562
2019	49%	22%	26%	24%	16%	11%	2507
Difference	-13%	-9%	-4%	4%	6%	3%	

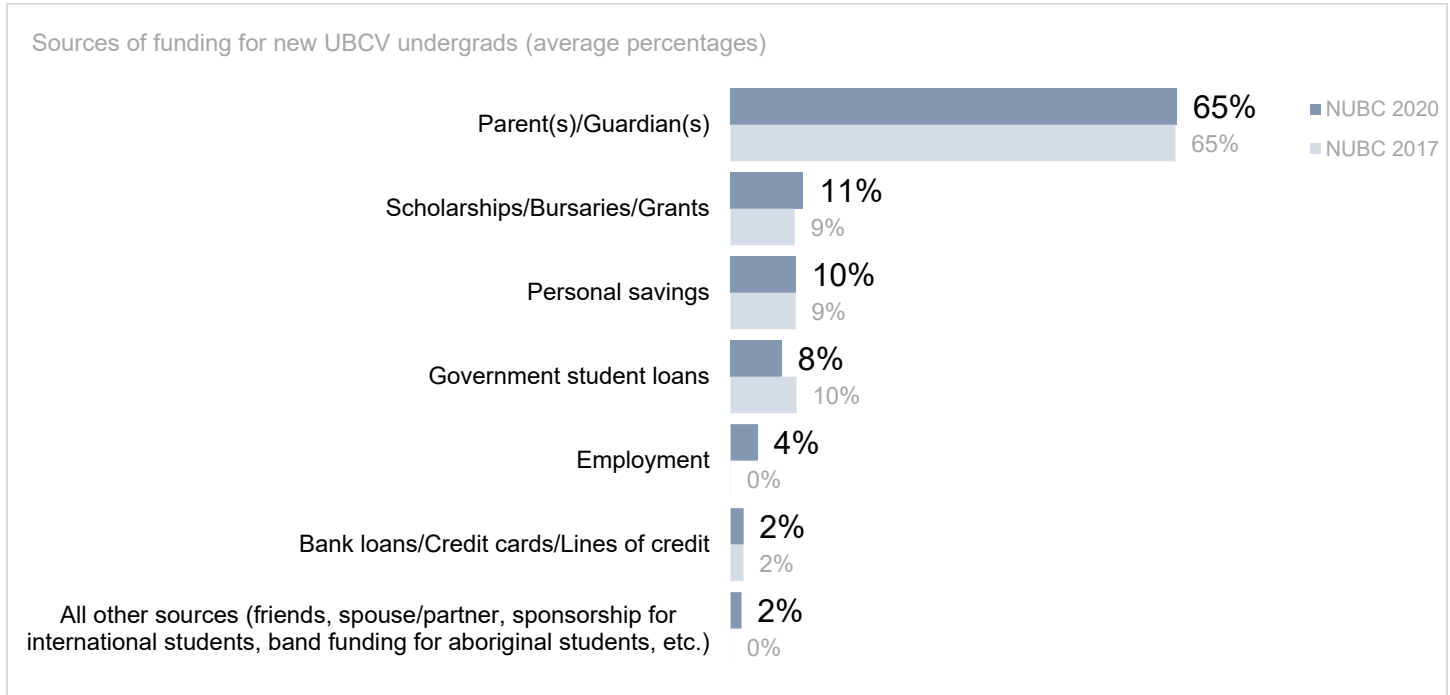
New international UBCV undergrads



	4 or 5 out of 5	5 very concerned	4	3	2	1 Not at all concerned	Total
2020	34%	14%	20%	23%	26%	17%	1163
2019	39%	18%	22%	24%	23%	13%	851
Difference	-5%	-3%	-2%	-2%	3%	3%	

Funding / scholarship

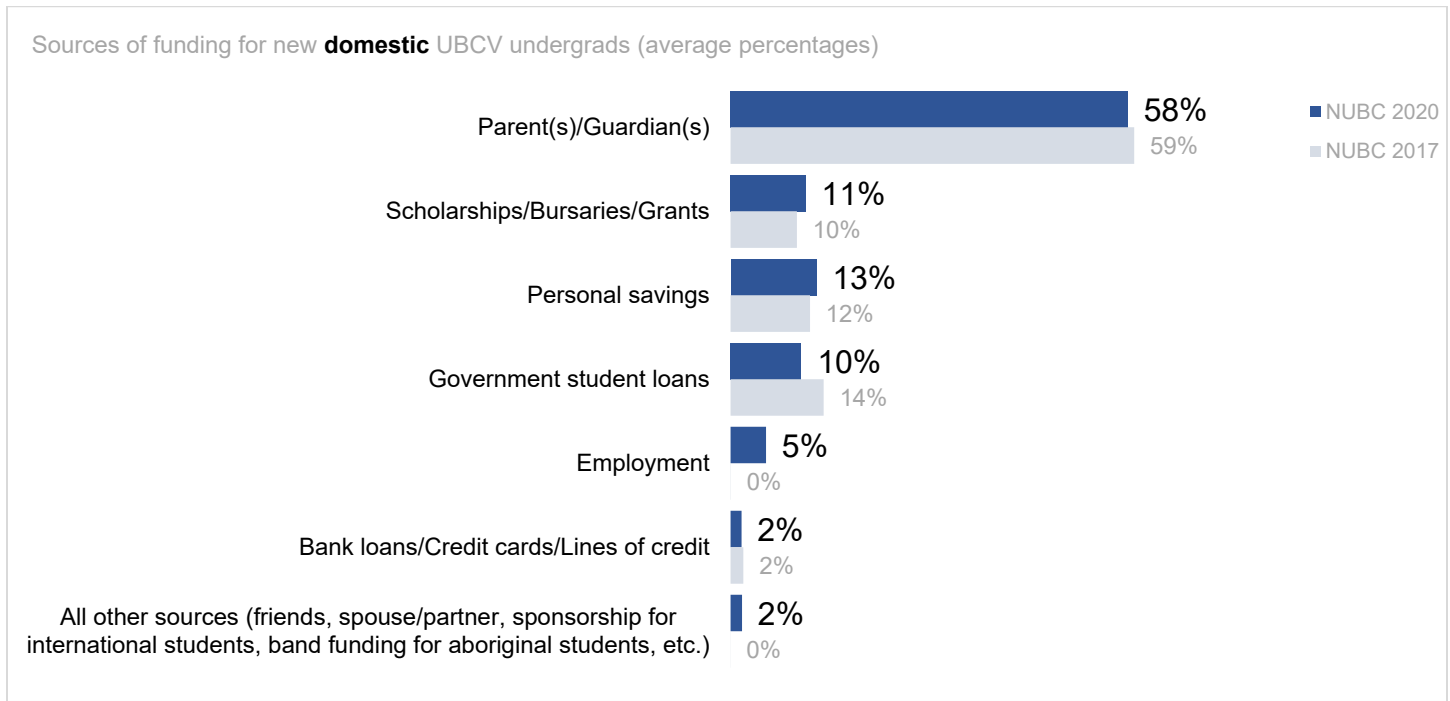
New UBCV undergrads mostly rely on their parents for funding their tuition and living costs, especially new international UBCV undergrads, similar to previous data. New domestic UBCV undergrads report they will rely on employment for their funding somewhat more in NUBC 2020 than in NUBC 2017³¹, although it remains a relatively minor source of funding.



For the upcoming school year (September 2020 to April 2021), please identify the approximate percentage of your total funding (tuition and living costs) that the following sources will provide.

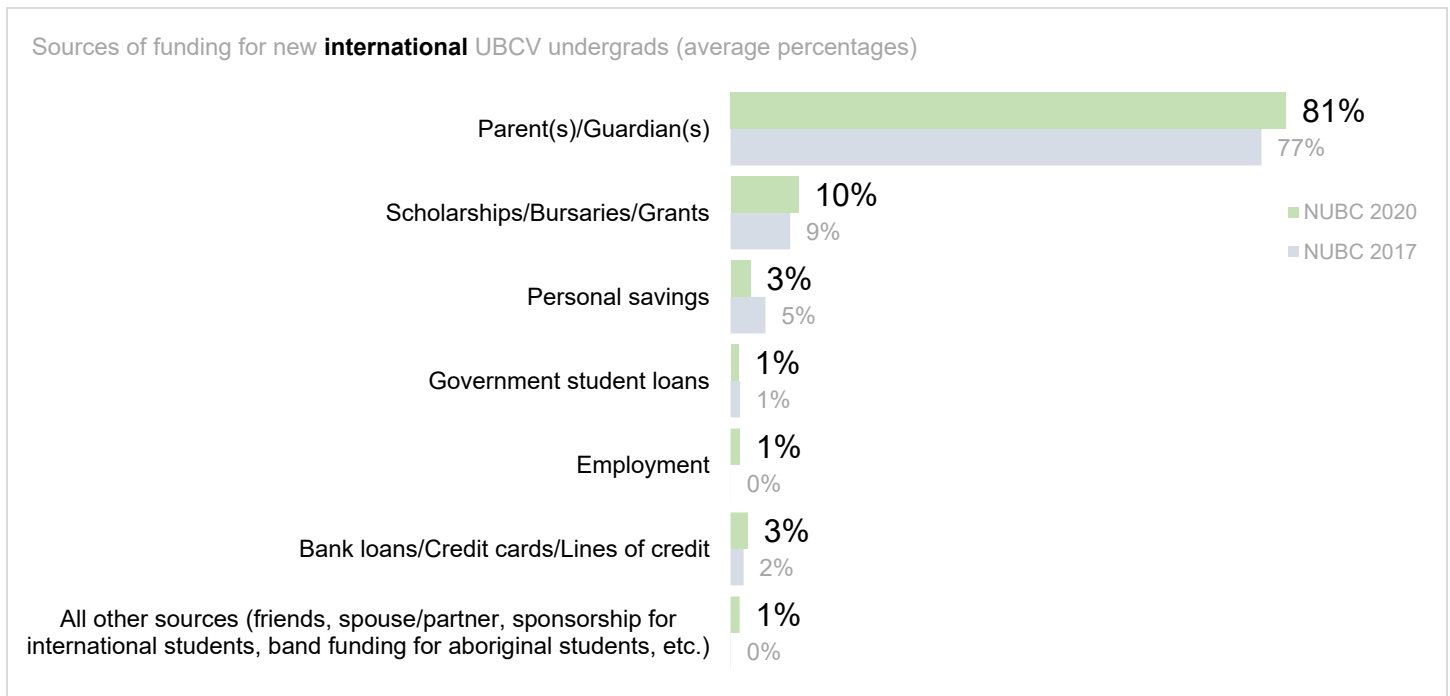
Sources of funding for new UBCV undergrads (average percentages)	Average %		
	NUBC 2020	NUBC 2017	Difference
Parent(s)/Guardian(s)	65.0%	64.8%	0.24%
Scholarships/Bursaries/Grants	10.6%	9.3%	1.27%
Personal savings	9.5%	9.5%	0.04%
Government student loans	7.5%	9.6%	-2.11%
Employment	4.0%	0.0%	3.96%
Bank loans/Credit cards/Lines of credit	1.9%	1.9%	0.03%
All other sources (friends, spouse/partner, sponsorship for international students, band funding for aboriginal students, etc.)	1.6%	0.0%	1.59%
<i>Total</i>	3743	4124	

³¹ Comparison with NUBC 2017 data is made rather than more recent survey data (e.g. NUBC 2018 or 2019) because the most recent comparable data on sources of funding is from NUBC 2017.



For the upcoming school year (September 2020 to April 2021), please identify the approximate percentage of your total funding (tuition and living costs) that the following sources will provide.

Sources of funding for new domestic UBCV undergrads (average percentages)	Average %		
	NUBC 2020	NUBC 2017	Difference
Parent(s)/Guardian(s)	57.8%	58.7%	-0.92%
Scholarships/Bursaries/Grants	10.9%	9.6%	1.28%
Personal savings	12.5%	11.6%	0.94%
Government student loans	10.3%	13.6%	-3.24%
Employment	5.2%	0.0%	5.13%
Bank loans/Credit cards/Lines of credit	1.6%	1.9%	-0.27%
All other sources (friends, spouse/partner, sponsorship for international students, band funding for aboriginal students, etc.)	1.7%	0.0%	1.67%
<i>Total</i>	2575	2785	



For the upcoming school year (September 2020 to April 2021), please identify the approximate percentage of your total funding (tuition and living costs) that the following sources will provide.			
Sources of funding for new international UBCV undergrads (average percentages)	Average %		
	NUBC 2020	NUBC 2017	Difference
Parent(s)/Guardian(s)	80.9%	77.3%	3.16%
Scholarships/Bursaries/Grants	9.9%	8.7%	1.50%
Personal savings	2.9%	5.1%	-2.16%
Government student loans	1.2%	1.4%	-0.24%
Employment	1.4%	0.0%	1.32%
Bank loans/Credit cards/Lines of credit	2.5%	1.9%	0.73%
All other sources (friends, spouse/partner, sponsorship for international students, band funding for aboriginal students, etc.)	1.3%	0.0%	1.29%
<i>Total</i>	1168	1339	

New UBCV undergrads were asked if they had received a scholarship or financial award from UBC and the impact of the UBC scholarship or financial award in their decision to attend UBC.

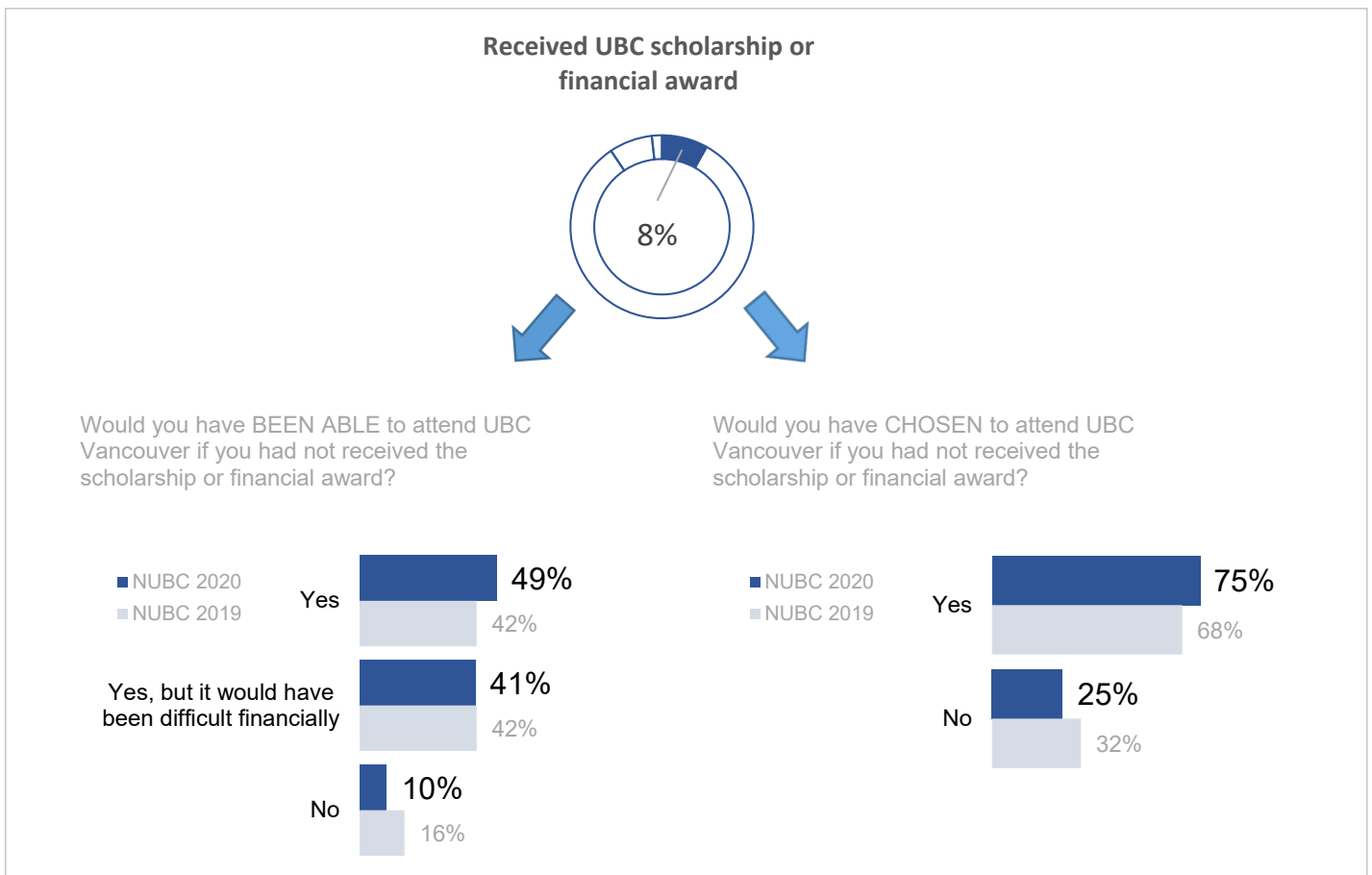
For new domestic and international UBCV undergrads, it appears that their scholarship or financial award from UBC had less of an impact in their decision to attend UBC in 2020 compared to last year 2019. More undergrads this year say that they would have still chosen to attend UBC even if they had not received the UBC scholarship or financial award.

- For new domestic UBCV undergrads, 75% of scholarship recipients report that they would have chosen to attend UBC if they had not received their scholarship or financial award, compared to 68% in 2019.
- Similarly for new international UBCV undergrads, 69% of scholarship recipients report that they would have chosen to attend UBC if they had not received their scholarship or financial award, compared to 57% in 2019.

But these comparisons need to be interpreted with caution. Differences between NUBC 2020 and 2019 could be due to a slight difference in question wording.

Starting in NUBC 2020, new undergrads were asked if they received a scholarship or financial AWARD whereas in 2019 and earlier, new undergrads were asked if they received a scholarship or financial SUPPORT. The change was made in 2020 to reflect the fact that financial award and financial support are not interchangeable. Financial support is emergency based. Financial award is merit based. In addition, starting in NUBC 2020, the response option “Prefer not to answer” was added.

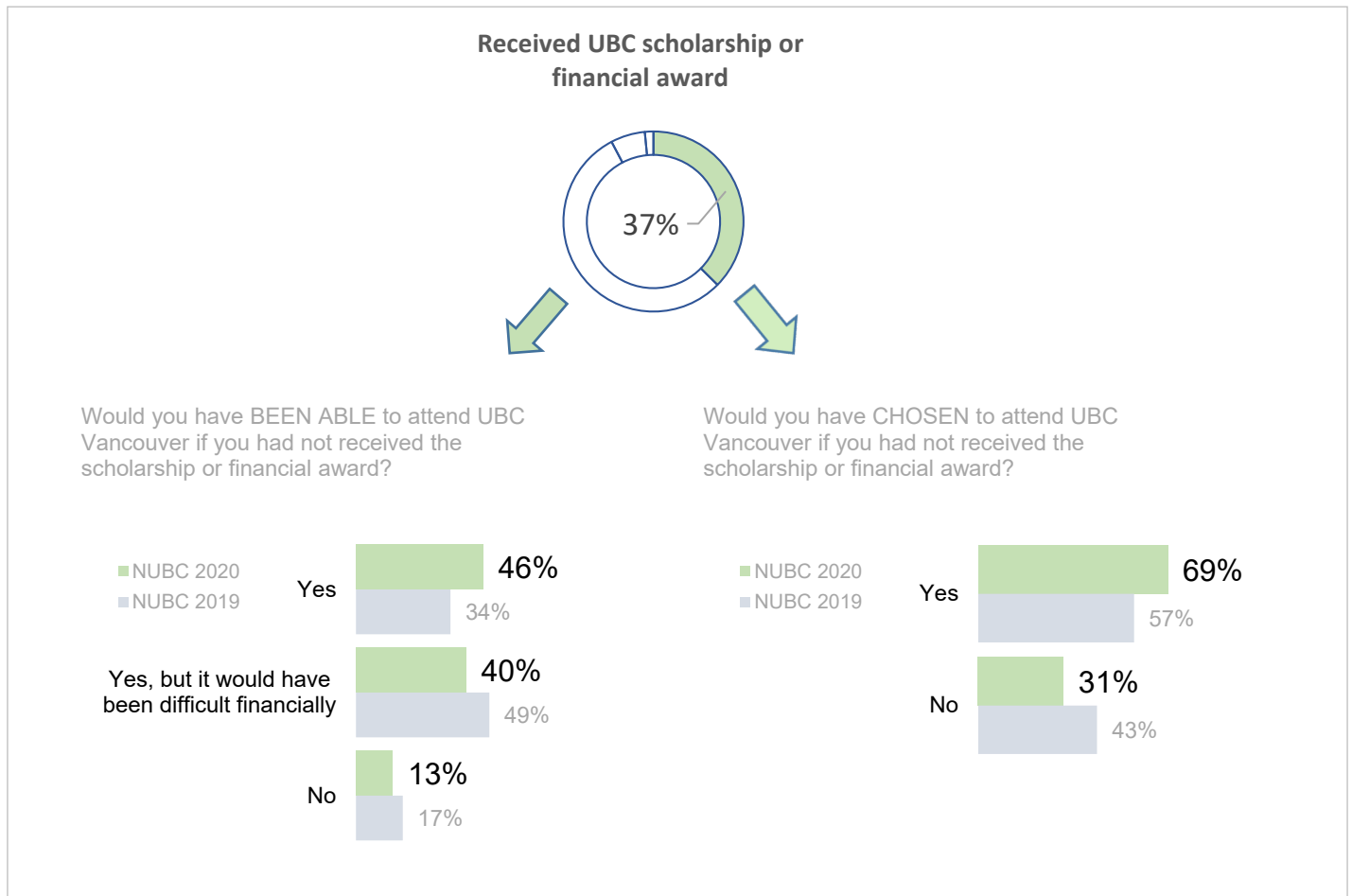
New domestic UBCV undergrads



New domestic UBCV undergrads	NUBC 2020		NUBC 2019	
	%	Count	%	Count
Did you receive an offer of scholarship or financial award from UBC Vancouver? ³²				
Yes	8%	209	11%	268
No	82%	2123	83%	2089
Don't know	8%	196	6%	154
Prefer not to answer	2%	46	-	-
Total	100%	2574	100%	2511
Would you have BEEEN ABLE to attend UBC Vancouver if you had not received the scholarship or financial award?				
Yes	49%	102	42%	112
Yes, but it would have been difficult financially	41%	86	42%	112
No	10%	20	16%	43
Total	100%	208	100%	267
Would you have CHOSEN to attend UBC Vancouver if you had not received the scholarship or financial award?				
Yes	75%	154	68%	182
No	25%	52	32%	85
Total	100%	206	100%	267

³² Caution: Differences between NUBC 2020 and 2019 could be due to a slight difference in question wording. Starting in NUBC 2020, new UBC undergrads were asked if they received a scholarship or financial AWARD whereas in 2019 and earlier, new UBC undergrads were asked if they received a scholarship or financial SUPPORT. The change was made in 2020 to reflect the fact that financial award and financial support are not interchangeable. Financial support is emergency based. Financial award is merit based. In addition, starting in NUBC 2020, the response option “Prefer not to answer” was added.

New international UBCV undergrads

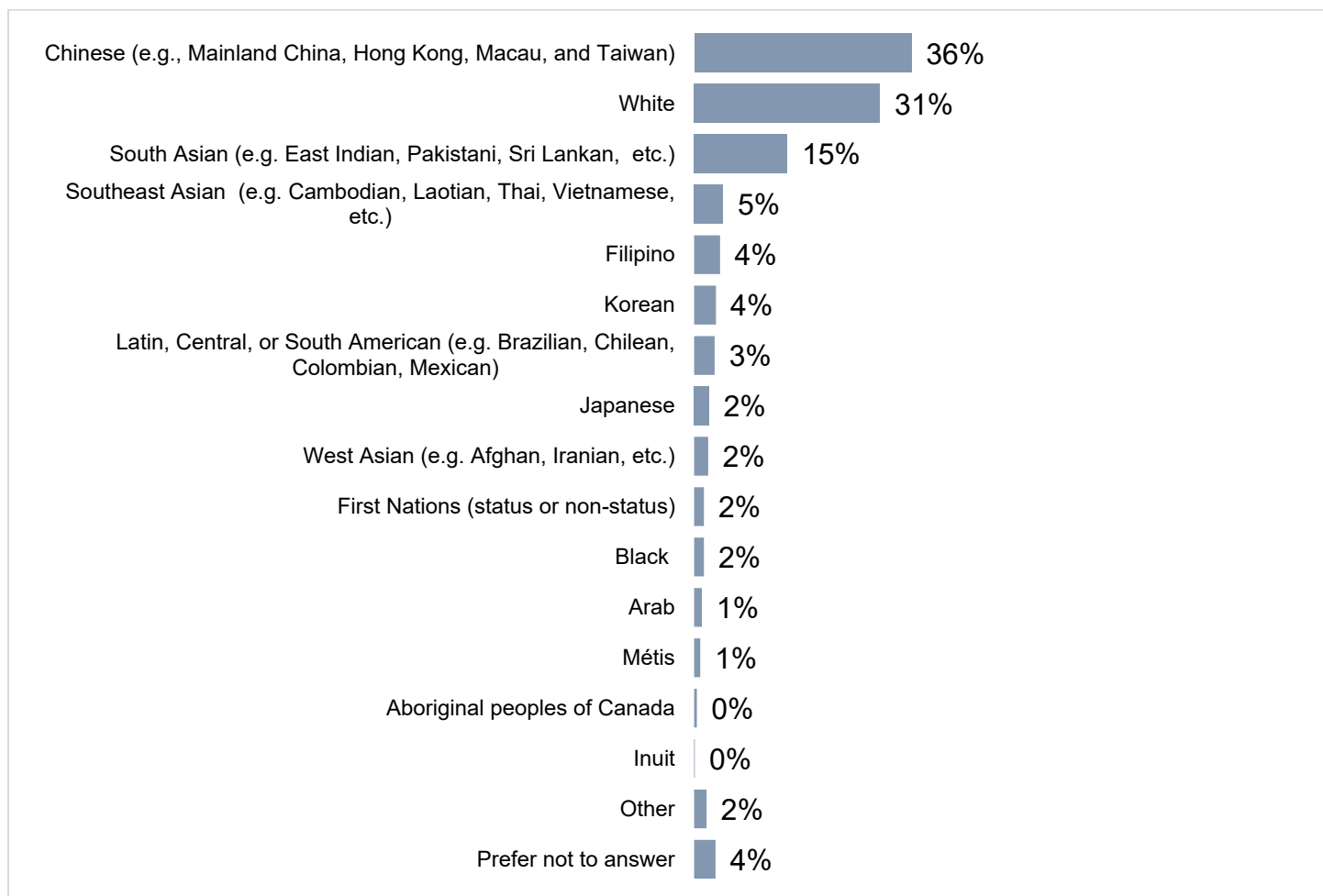


New international UBCV Undergrads	NUBC 2020		NUBC 2019	
	%	Count	%	Count
Did you receive an offer of scholarship or financial award from UBC Vancouver? ³³				
Yes	37%	437	33%	282
No	55%	641	62%	533
Don't know	6%	72	5%	39
Prefer not to answer	2%	18	-	-
Total	100%	1168	100%	854
Would you have BEEN ABLE to attend UBC Vancouver if you had not received the scholarship or financial award?				
Yes	46%	201	34%	97
Yes, but it would have been difficult financially	40%	174	49%	137
No	13%	58	17%	48
Total	100%	433	100%	282
Would you have CHOSEN to attend UBC Vancouver if you had not received the scholarship or financial award?				
Yes	69%	298	57%	160
No	31%	134	43%	122
Total	100%	432	100%	282

³³ Caution: Differences between NUBC 2020 and 2019 could be due to a slight difference in question wording. Starting in NUBC 2020, students were asked if they received a scholarship or financial AWARD whereas in 2019 and earlier, students were asked if they received a scholarship or financial SUPPORT. The change was made in 2020 to reflect the fact that financial award and financial support are not interchangeable. Financial support is emergency based. Financial award is merit based. In addition, starting in NUBC 2020, the response option “Prefer not to answer” was added.

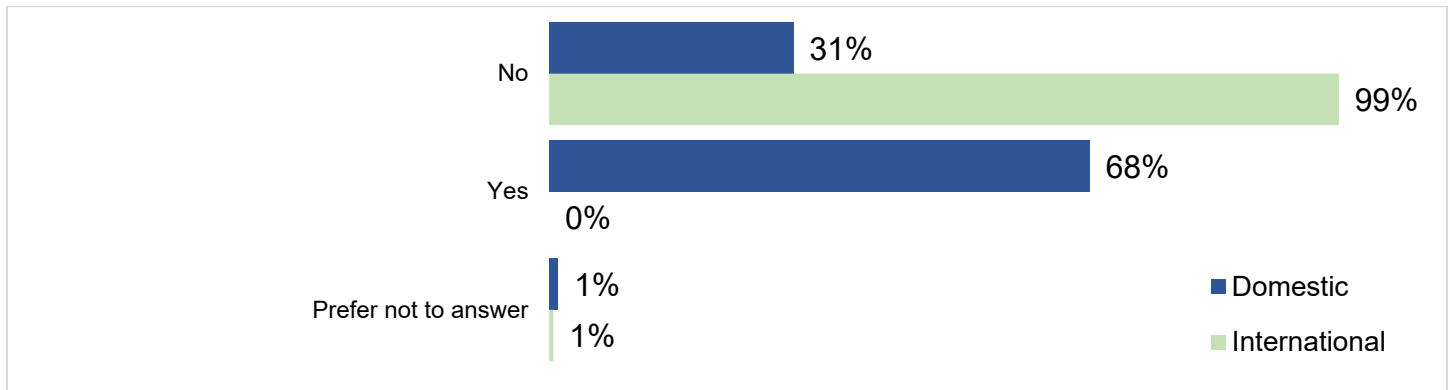
Demographics

Do you identify with any of the following? (Select all that apply)



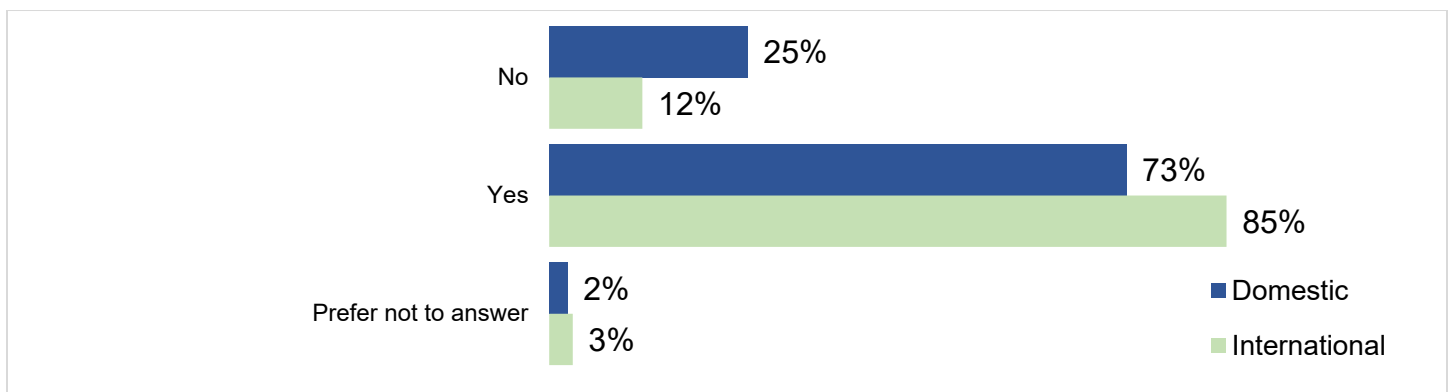
	%	Count
Chinese (e.g., Mainland China, Hong Kong, Macau, and Taiwan) - optional specify:	36%	1283
White - optional specify:	31%	1098
South Asian (e.g. East Indian, Pakistani, Sri Lankan, etc.) - optional specify:	15%	550
Southeast Asian (e.g. Cambodian, Laotian, Thai, Vietnamese, etc.) - optional specify:	5%	171
Filipino	4%	153
Korean	4%	129
Latin, Central, or South American (e.g. Brazilian, Chilean, Colombian, Mexican) - optional specify:	3%	121
Japanese	2%	88
West Asian (e.g. Afghan, Iranian, etc.) - optional specify:	2%	83
First Nations (status or non-status)	2%	58
Black - optional specify:	2%	58
Arab - optional specify:	1%	46
Métis	1%	36
Aboriginal peoples of Canada	0%	16
Inuit	0%	4
If none of the above, please specify:	2%	73
Prefer not to answer	4%	126
Total	100%	3590

Were you born in Canada?



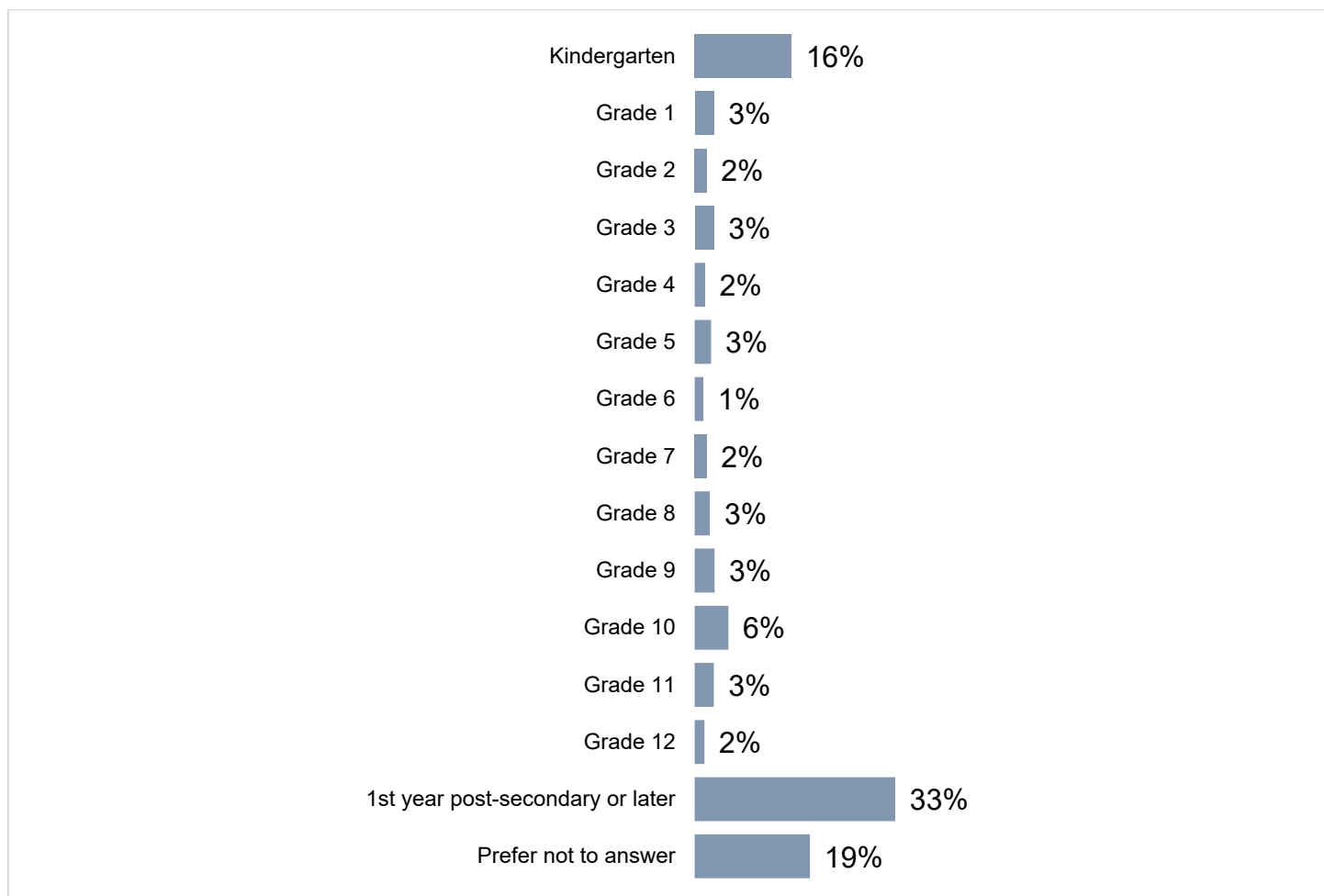
	Domestic		International	
	%	Count	%	Count
No	31%	764	99%	1122
Yes	68%	1691	0%	0
Prefer not to answer	1%	28	1%	6
Total	100%	2483	100%	1128

Were either of your parents/guardians born outside of Canada?



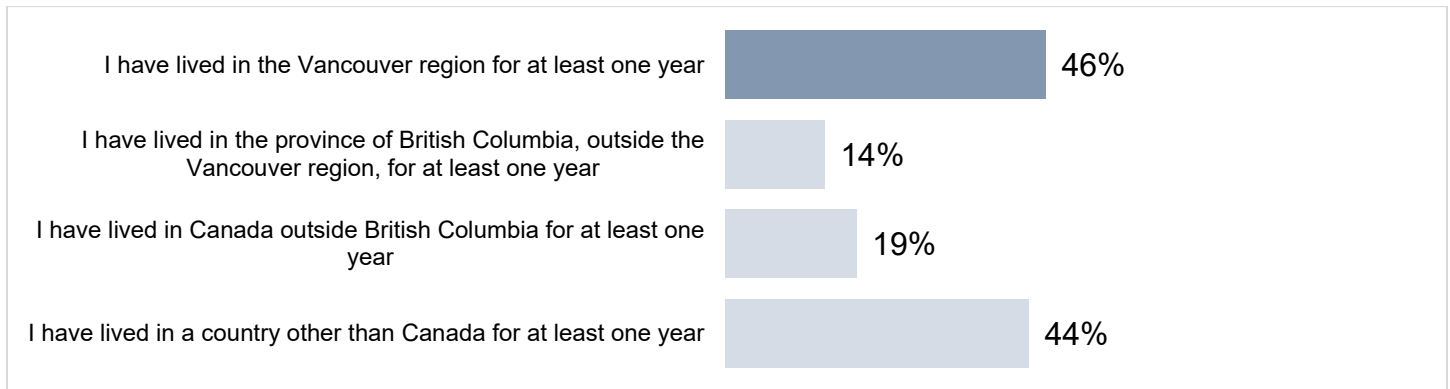
	Domestic		International	
	%	Count	%	Count
No	25%	620	12%	131
Yes	73%	1803	85%	953
Prefer not to answer	2%	57	3%	33
Total	100%	2480	100%	1117

What was the earliest year you attended school in Canada?

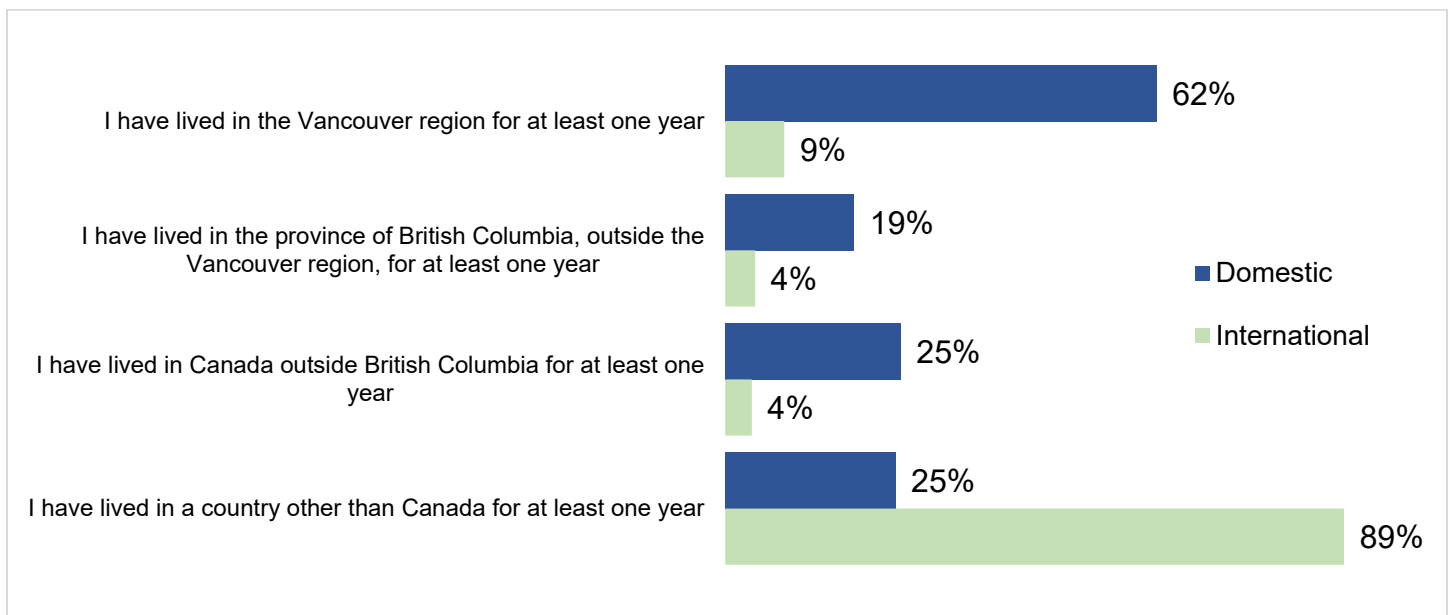


	%	Count
Kindergarten	16%	266
Grade 1	3%	53
Grade 2	2%	33
Grade 3	3%	53
Grade 4	2%	29
Grade 5	3%	45
Grade 6	1%	24
Grade 7	2%	33
Grade 8	3%	42
Grade 9	3%	55
Grade 10	6%	93
Grade 11	3%	53
Grade 12	2%	27
1st year post-secondary or later	33%	552
Prefer not to answer	19%	317
Total	100%	1675

Almost half (46%) of new UBCV undergraduates have lived in the Vancouver region for at least one year. New international UBCV undergraduates are far more likely than new domestic undergraduates to have lived outside of Canada for at least one year (89% vs. 25%).

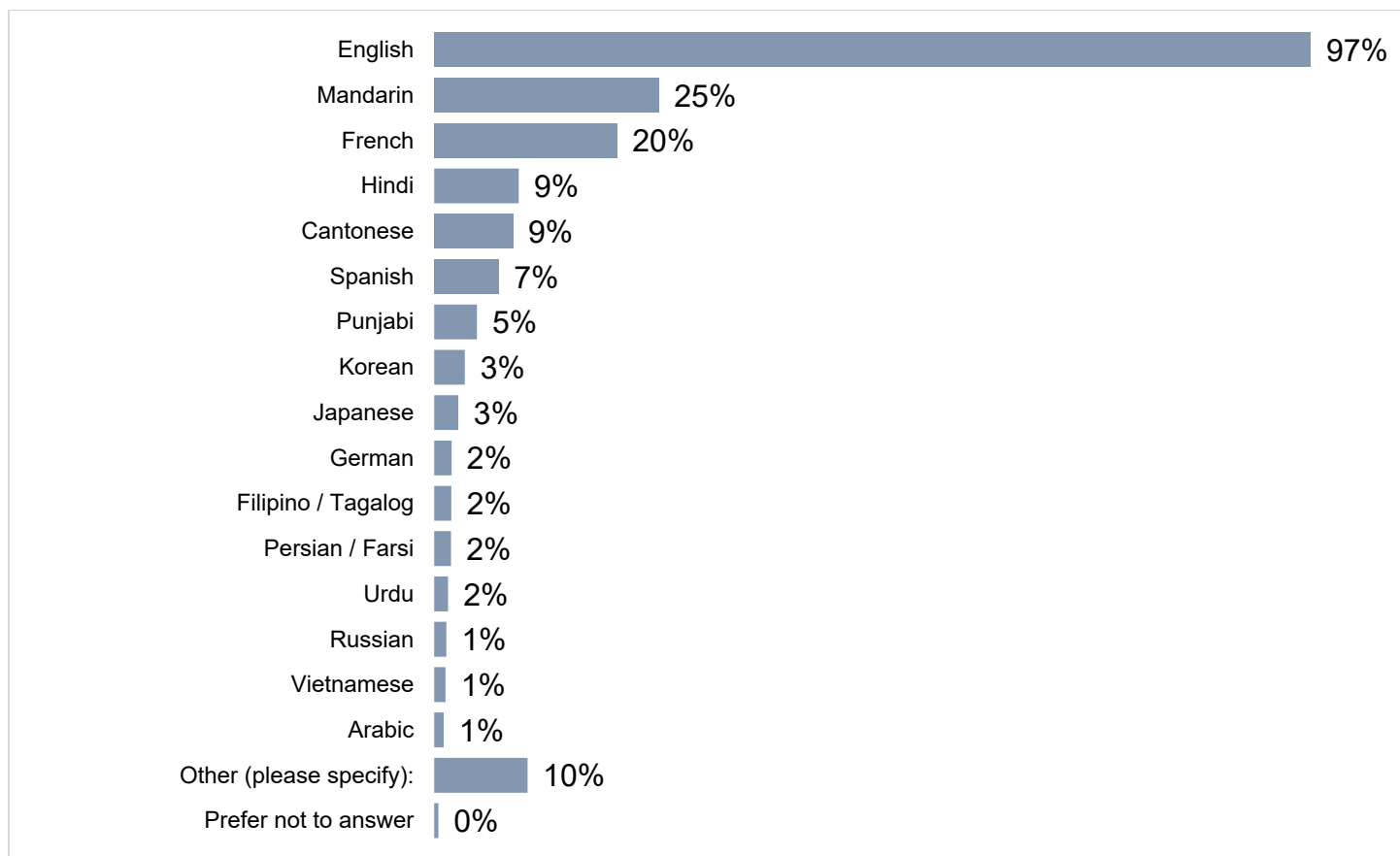


	%	Count
I have lived in the Vancouver region for at least one year	46%	1623
I have lived in the province of British Columbia, outside the Vancouver region, for at least one year	14%	503
I have lived in Canada outside British Columbia for at least one year	19%	664
I have lived in a country other than Canada for at least one year	44%	1537
Total	100%	3506



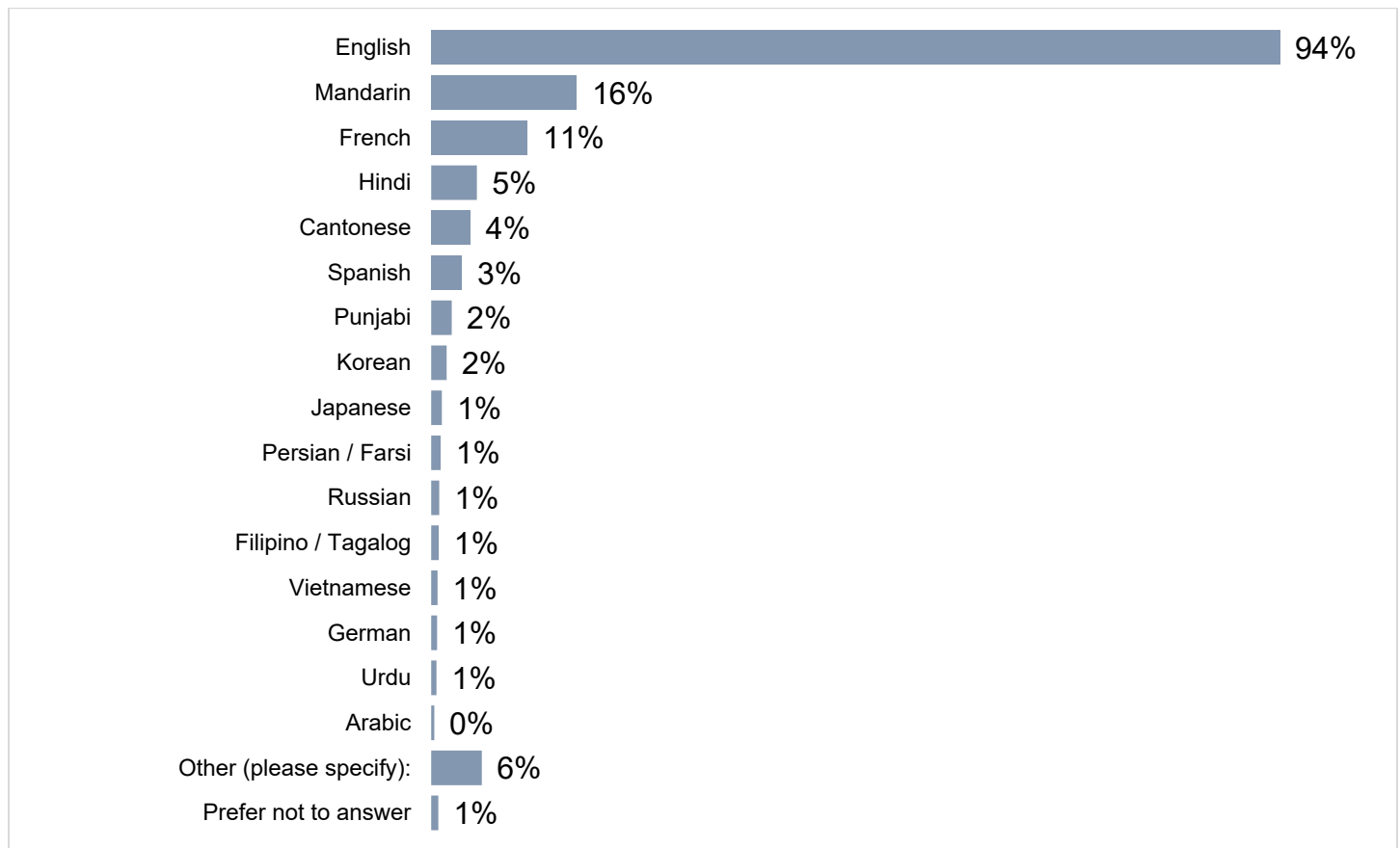
	Domestic		International	
	%	Count	%	Count
I have lived in the Vancouver region for at least one year	62%	1534	9%	89
I have lived in the province of British Columbia, outside the Vancouver region, for at least one year	19%	458	4%	45
I have lived in Canada outside British Columbia for at least one year	25%	624	4%	40
I have lived in a country other than Canada for at least one year	25%	605	89%	932
Total	100%	2463	100%	1043

Which languages do you speak well enough to conduct a conversation about *everyday* topics?



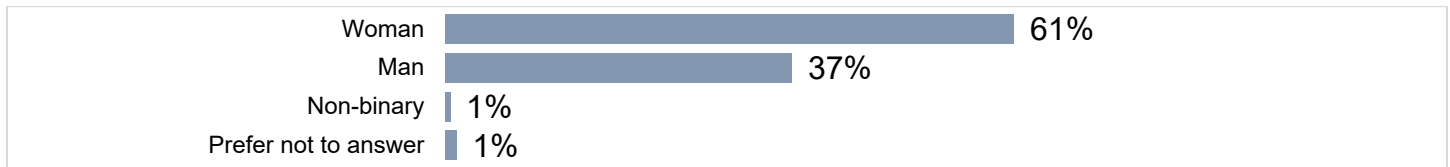
	%	Count
English	97%	3485
Mandarin	25%	893
French	20%	727
Hindi	9%	336
Cantonese	9%	313
Spanish	7%	256
Punjabi	5%	170
Korean	3%	122
Japanese	3%	96
German	2%	69
Filipino / Tagalog	2%	68
Persian / Farsi	2%	67
Urdu	2%	55
Russian	1%	48
Vietnamese	1%	45
Arabic	1%	38
Other (please specify):	10%	371
Prefer not to answer	0%	17
Total	100%	3599

Which languages do you speak well enough to conduct an *academic/technical* conversation?



	%	Count
English	94%	3358
Mandarin	16%	576
French	11%	381
Hindi	5%	181
Cantonese	4%	156
Spanish	3%	122
Punjabi	2%	81
Korean	2%	61
Japanese	1%	42
Persian / Farsi	1%	37
Russian	1%	32
Filipino / Tagalog	1%	30
Vietnamese	1%	25
German	1%	23
Urdu	1%	21
Arabic	0%	12
Other (please specify):	6%	200
Prefer not to answer	1%	28
Total	100%	3558

What is your gender identity?




	%	Count
Woman	61%	2173
Man	37%	1325
Non-binary	1%	20
Prefer not to answer	1%	43
Total	100%	3561

Are you someone with trans experience (meaning that your gender identity does not align with your sex assigned at birth)?



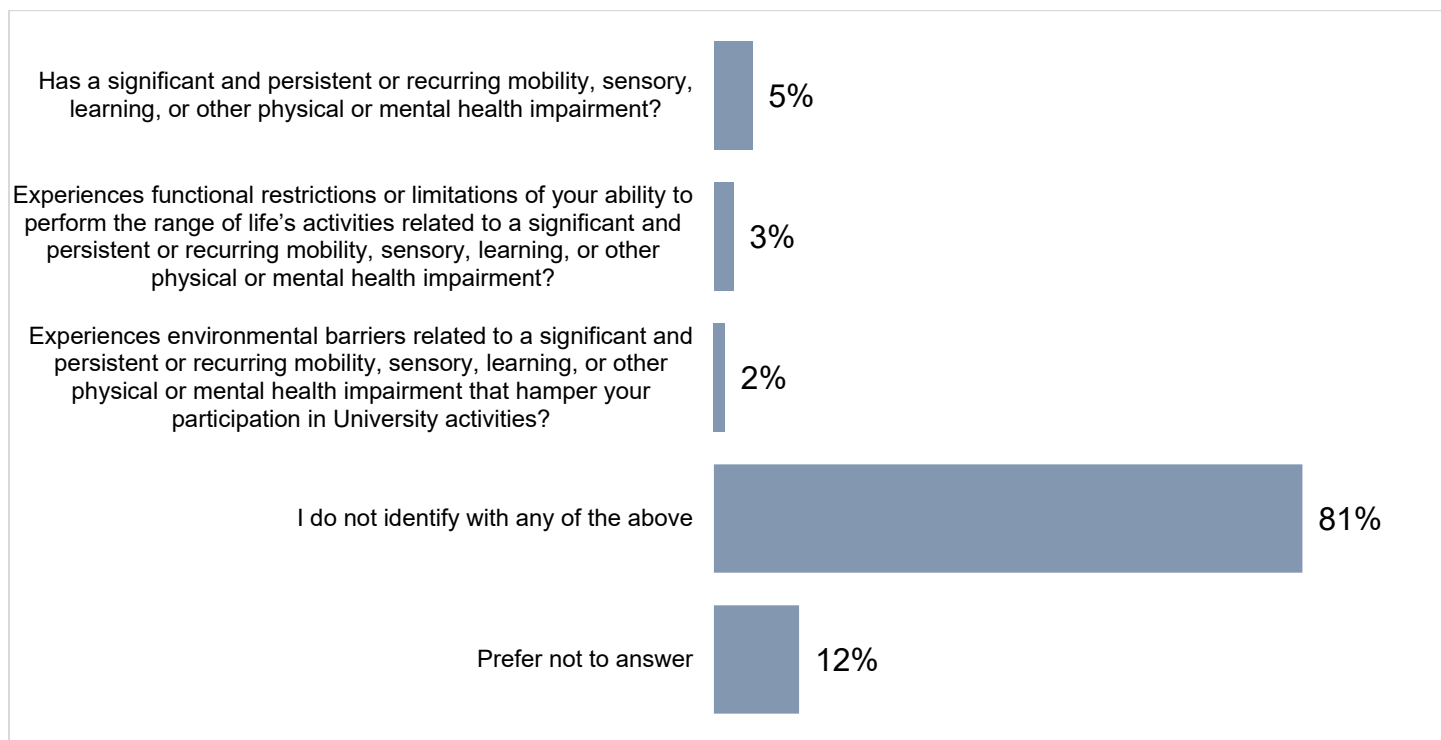
	%	Count
No	97%	3447
Yes	1%	37
Prefer not to answer	2%	69
Total	100%	3553

Do you identify as:



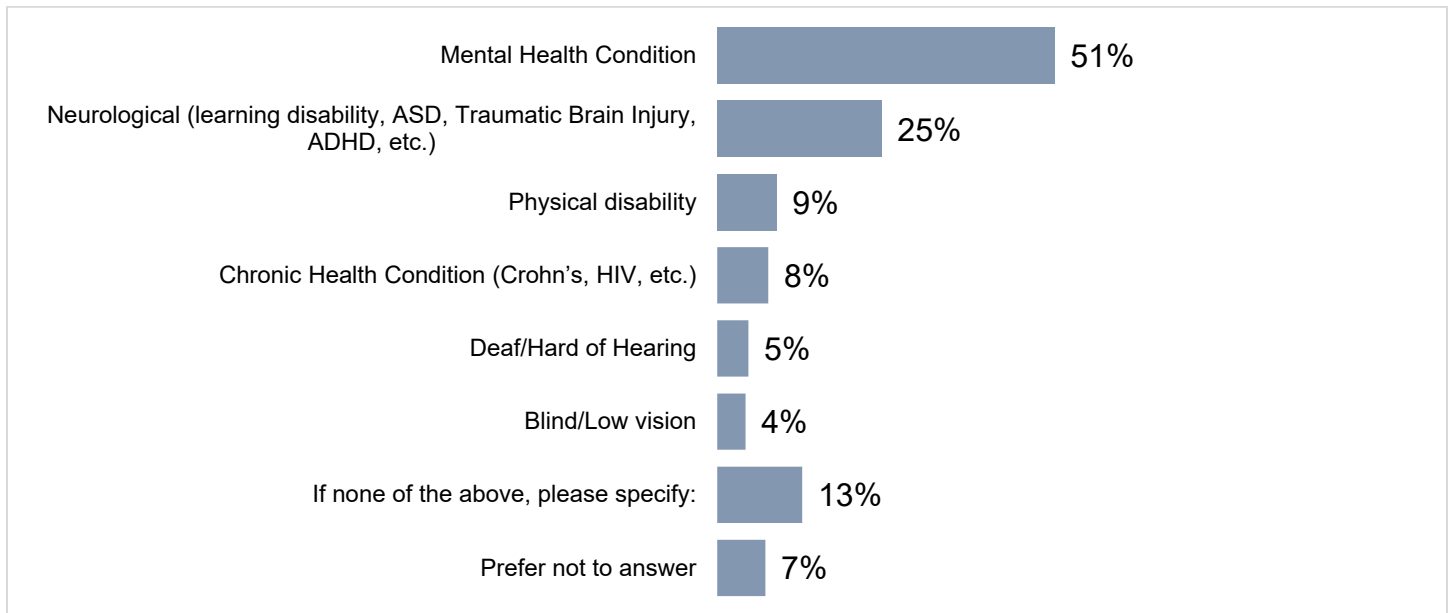
	%	Count
Heterosexual/Straight	77%	2717
Bisexual/Pansexual	6%	225
Questioning/Unsure	4%	147
Gay/Lesbian	3%	89
Asexual	1%	34
Queer	1%	30
If none of the above, please specify:	1%	34
Prefer not to answer	7%	263
Total	100%	3539

Do you identify as someone who (Select all that apply):



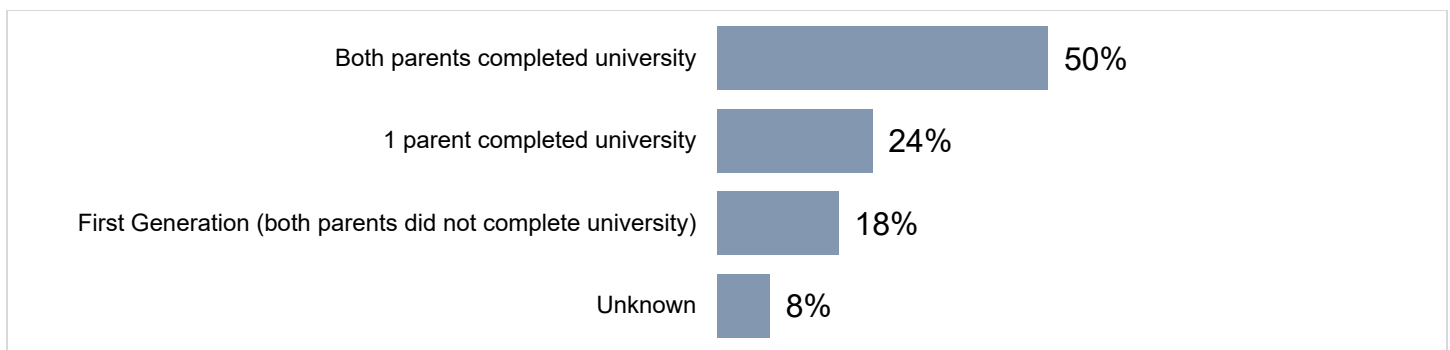
	%	Count
Has a significant and persistent or recurring mobility, sensory, learning, or other physical or mental health impairment?	5%	190
Experiences functional restrictions or limitations of your ability to perform the range of life's activities related to a significant and persistent or recurring mobility, sensory, learning, or other physical or mental health impairment?	3%	97
Experiences environmental barriers related to a significant and persistent or recurring mobility, sensory, learning, or other physical or mental health impairment that hamper your participation in University activities?	2%	55
I do not identify with any of the above	81%	2895
Prefer not to answer	12%	419
Total	100%	3563

Please indicate which of the following categories best describe any impairment, functional restriction, limitation, and/or barrier you are facing. Please check all that apply.



	%	Count
Mental Health Condition	51%	119
Neurological (learning disability, ASD, Traumatic Brain Injury, ADHD, etc.)	25%	58
Physical disability	9%	21
Chronic Health Condition (Crohn's, HIV, etc.)	8%	18
Deaf/Hard of Hearing	5%	11
Blind/Low vision	4%	10
If none of the above, please specify:	13%	30
Prefer not to answer	7%	17
Total	100%	233

First Generation University Student



	%	Count
Both parents completed university	50%	1798
1 parent completed university	24%	844
First Generation (both parents did not complete university)	18%	660
Unknown	8%	286
Total	100%	3588

APPENDIX A: CONSULTATION SCHEDULE

This year 2020, the NUBC questionnaire went through major revisions to reflect the unique challenges new UBC undergrads face due to the COVID-19 pandemic. The revisions were done by the Student Experience Evaluation and Research (SEER) unit in UBC's Planning and Institutional Research (PAIR) office, based on consultations with feedback from the Survey Governance Committee and stakeholders in the UBC administration of both UBC campuses.

Name	UBC Administration
Pam Ratner	VP Academic and Provost Office
Samantha Reid	VP Students Office
Michelle Lowton, Jessica Mueller	AVP Students Office
Fred Vogt, Annie Yim, Sam Saini, Damara Klaassen, Jennifer Chin	Enrolment Services, Registrar's Office, International Student Initiative
Elsie Achugbue, Tora Oliphant	Equity and Inclusion Office
Kim Kiloh	Centre for Student Involvement and Careers
Michelle Suderman	International Student Development
Andrew Parr, Janice Robinson, Shannon Dunn	Student Housing and Community Services
Janet Mee, Earllene Roberts	Student Accommodation
Carole Jolly, Abigail Riley, Krista Falkner	Campus and Community Planning
Joanne Fox	Vantage College + Academic Essentials
Simon Bates	Teaching and Learning
Marianne Schroeder	Centre for Teaching, Learning, and Technology
Laura Moss	Associate Dean, Students in Faculty of Arts
Matt Dolf, Natasha Moore	UBC Wellbeing
Sally Otto	BC COVID Modelling group (includes UBC faculty Daniel Coombs (Math), Carl Walters (Fisheries) and Villy Christensen (Fisheries))

APPENDIX B: QUESTIONNAIRE DESIGN

Here is an overview of the topics covered in the NUBC 2020 survey.

- New undergrads' overall experience with UBC to date, their experience with course registration, and what they hope to get from their UBC education (e.g. meaningful employment)
- New undergrads' satisfaction with the communication they have received from UBC
- New undergrads' concerns with online learning in Sep (with having the necessary technology, personal motivation to complete coursework, attending synchronous classes, etc.)
- Where new undergrads currently live, and where they plan to live next term in Sep
- How new undergrads plan to commute to campus (for those who plan to commute to campus)
- Whether new undergrads would attend in-person classes or live in UBC Student Housing in Term 2 if UBC classes return to being conducted in person in Jan 2021
- New undergrads' living arrangement (e.g. how many people they will live with next term, whether the people they live with have underlying health conditions increasing risks of COVID-19)
- Whether new undergrads have access to health supports (e.g. a family doctor)
- New undergrads' financial concerns and the impact of COVID-19 on their finances
- Whether new international undergrads experience potential barriers (e.g. difficulties with study permit, travel restrictions)
- New undergrads' demographics (ethnicity, first generation immigrant, first generation university student, language, gender identity, sexual identity, disability, socioeconomic status)