



Undergraduate Experience Survey 2019

Prepared by the Planning and Institutional Research Office (PAIR)

Full Distribution:
International/Domestic

UBC Okanagan

Undergraduate Experience Survey

Undergraduate Experience Survey

- A regular survey on UBC Undergraduates
- Runs every year, except when UBC participates in the National Survey of Student Engagement (NSSE) every three years.
- UES ran in 2015, 2016, 2018, 2019. Next UES is scheduled for 2021, as UBC will participate in NSSE in 2020.

The UES in 2019

- UES 2019 invited undergraduates enrolled in a program at one of the following faculties or schools at UBC Vancouver: Faculty of Arts, School of Engineering, Faculty of Forestry, School of Kinesiology, Faculty of Land and Food Systems, Sauder School of Business, and Faculty of Science; or one of the following faculties at UBC Okanagan: Faculty of Applied Science, School of Arts and Science, Faculty of Creative and Critical Studies, Faculty of Health and Social Development, and Faculty of Management.

- UES 2019 ran from January 15-February 15, 2019 for UBC Vancouver and from January 18-February 19, 2019 for UBC Okanagan.

- In total, 44 149 undergraduates were invited via email and Canvas, 35 600 of whom attended UBC Vancouver and 8549 attended UBC Okanagan at the time.

Response Rates

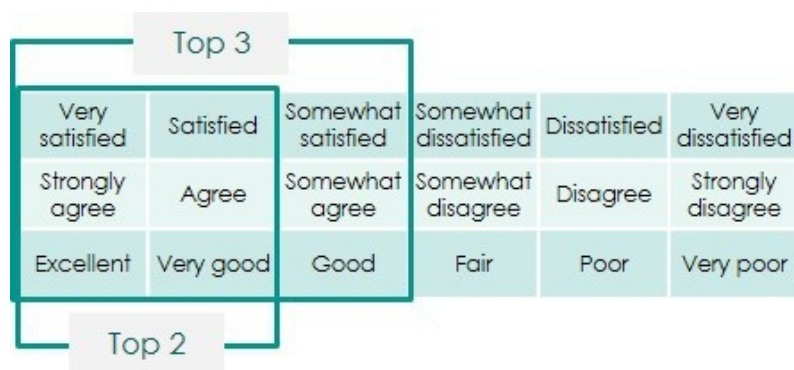
	Completed the entire UES	Response Rate
UBC Vancouver - All undergraduates	6118	17%
<i>By faculties</i>		
Arts	2355	16%
Science	1544	18%
Engineering	732	15%
Sauder	665	17%
LFS	339	20%
Kinesiology	270	22%
Forestry	213	19%

	Completed the entire UES	Response Rate
UBC Okanagan - All undergraduates	1756	21%
<i>By faculties</i>		
Arts & Science	920	20%
Health and Social Development	312	23%
Engineering	301	22%
Management	141	15%
Creative & Critical Studies	82	28%

About this report

Response Scale

The majority of UES questions follow a 6-point response scale, unless otherwise specified.



Interactive report available

Readers can perform additional analyses on their own by gaining access to an interactive, online report in Tableau. For example, results can be broken down by parameters such as domestic or international student, year of study, whether students are first generation university students, etc.

To access the interactive report

- 1) Obtain permission from the Associate Dean, Students (or the equivalent) for your Faculty/head of central unit.
- 2) Email Grace Lau, Associate Director, UBC Planning and Institutional Research at grace.lau@ubc.ca to request access.

To compare results from the UES 2019 with UES results from previous years (2016, 2018), please follow the steps above to request access to available online UES reports.

Internal use only. Results from the UES 2019 are for internal use only. Please do not publish these results or make them known to the public. For more information, please contact Grace Lau, Associate Director, UBC Planning and Institutional Research (grace.lau@ubc.ca).

PARAMETER CONTROL

1) Select Campus

- ☒ UBC Okanagan
☐ UBC Vancouver

2) Parameter

- ☐ Overall
☐ Faculty
☒ International/Domestic
☐ Aboriginality
☐ Year
☐ Gender Identity
☐ Sexual Orientation
☐ Mental Health/ Other Disabilities
☐ Student Debt (domestic)
☐ First Generation University Student
☐ Born in/outside of Canada
☐ First Generation Immigrant
☐ Citizenship (Canada VS. Top 5 Sending ..
☐ Cumulative GPA
☐ First Language (English)
☐ English Language Fluency
☐ Religiosity
☐ Commuter Students

3) Exclude comparators

("Null" should always be excluded)

- ☒ Domestic
☒ International

How to use parameters:

1) First, you can decide the parameters of the results.

Some variables might produce too many bar graphs for Tableau to show the actual percentages and number of respondents in brackets. In this case, you can hover your mouse over the bars to see the details.



2) You can hide specific values for parameters values that you do not need.

For instance, if you are only interested in showing 1st years and 4/5th year students' results:

- choose "Year" under parameters
- select 2nd & 3rd years under the "Exclude comparators" box



CONTROL FILTERS HERE

Faculties: UBC Vancouver All	Faculties: UBC Okanagan All
Year (SISC) All	
ISI (SISC) All	
GPA (SISC) All	
Citizenship (Top 5 Sending Countries) All	
Aboriginal All	
Arrival to Canada All	
First Generation Immigrant All	
First Generation University Student All	
Students With Loans All	
Commuter Students All	
Disability & Mental Health All	
Gender Identity All	
Sexual Orientation All	
English Language Fluency All	English First Language All
Religiosity All	

The Year filter applies to all worksheets except starting from "Enhanced Learning Participation 1."

Most of the worksheets from thereon have year filters of their own. Many of the questions have results for pre-selected year levels. This is due to the nature of the questions (e.g. related to graduation or skills we hope students will have developed by their final year at UBC)

Make sure the "Null" option is unchecked if you are using filters located on this page.

The example on the left is the default and all students are included in the results.

The example on right means the entire workbook now shows data for students who self-report having a religious affiliation (unchecking "Null" filters out those who couldn't be assigned a value for religiosity) and those who selected "no religious affiliation."

Generally, filters are applied to the entire workbook.

*Please make sure you undo the filter if you want to return to general results by parameter by clicking "All" and apply.

Religiosity

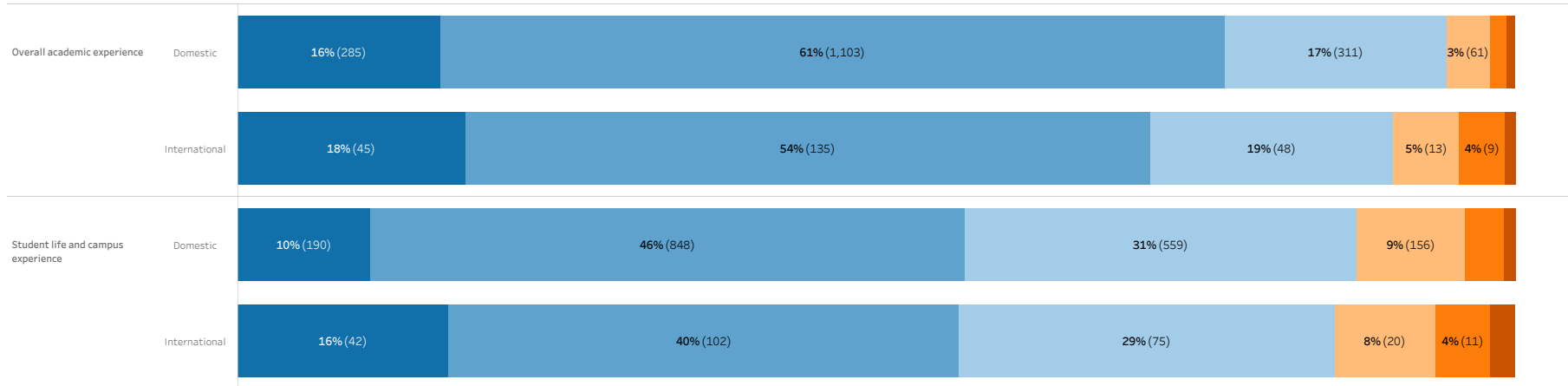
☒ (All)
☒ Null
☒ Religious
☒ Non-religious



Religiosity

☐ (All)
☐ Null
☒ Religious
☐ Non-religious

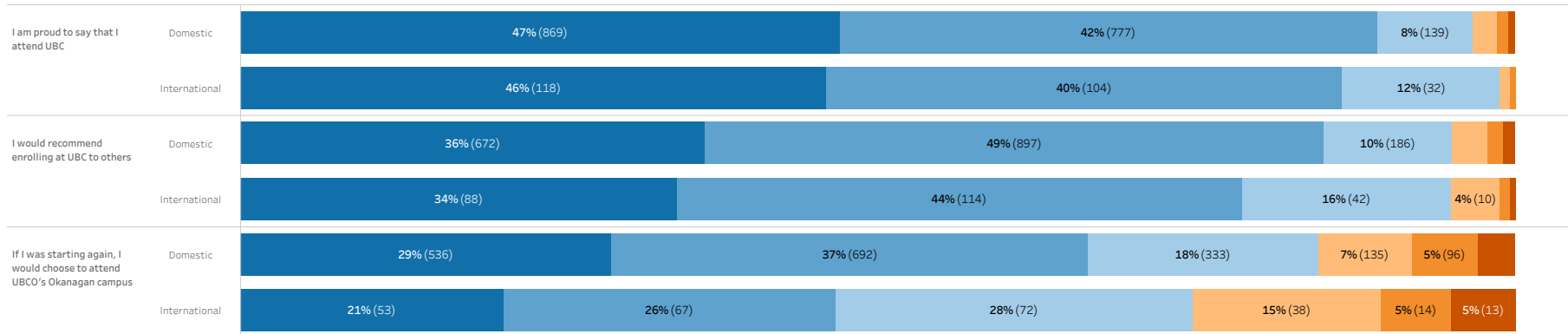
Overall UBC Experience & Teaching & Learning Support
Satisfaction with Academic, Campus, & Service



"Please rate your level of satisfaction with the following aspects of your UBC experience."

6 pt satisfaction scale: Very Satisfied, Satisfied, Somewhat Satisfied, Somewhat Dissatisfied, Dissatisfied, Very Dissatisfied.

Overall UBC Experience
Likelihood to Recommend UBC

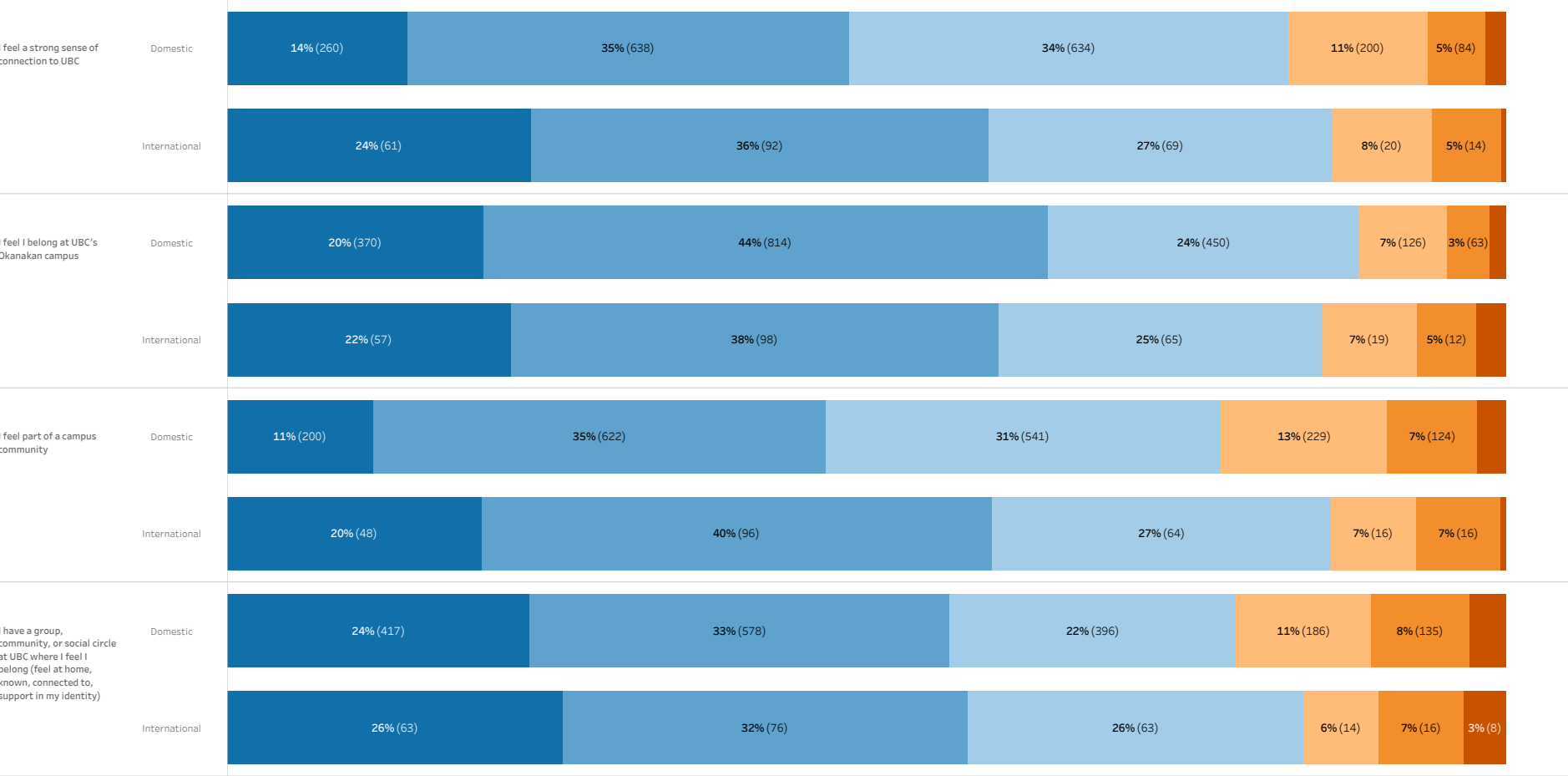


"Please rate your level of agreement with the following statements."

6 pt agreement scale: Strongly Agree, Agree, Somewhat Agree, Somewhat Disagree, Disagree, Strongly Disagree.

Overall UBC Experience
Belonging & Connection

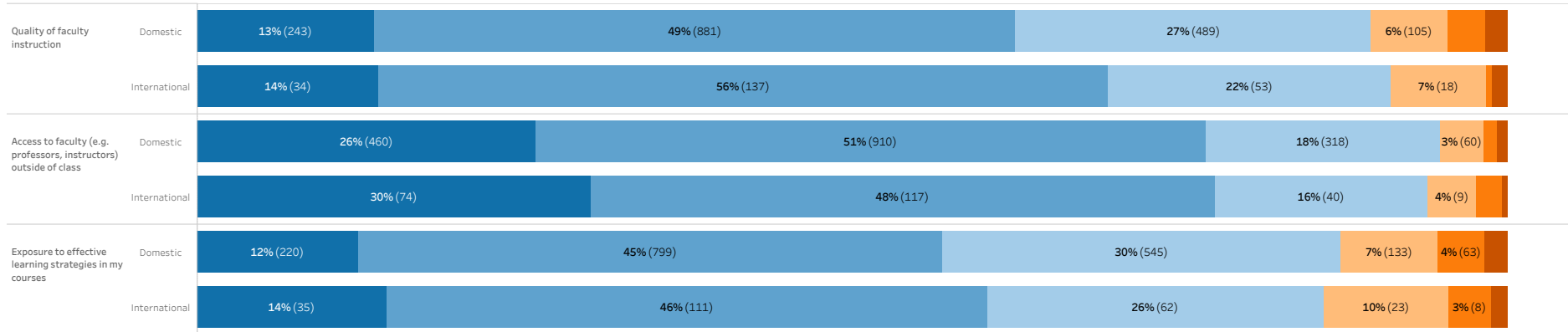
- Labels
- Strongly Disagree
 - Disagree
 - Somewhat Disagree
 - Somewhat Agree
 - Agree
 - Strongly Agree



"Please rate your level of agreement with the following statements."
6 pt agreement scale: Strongly Agree, Agree, Somewhat Agree, Somewhat Disagree, Disagree, Strongly Disagree.

Teaching & Learning Support

Satisfaction with Faculty



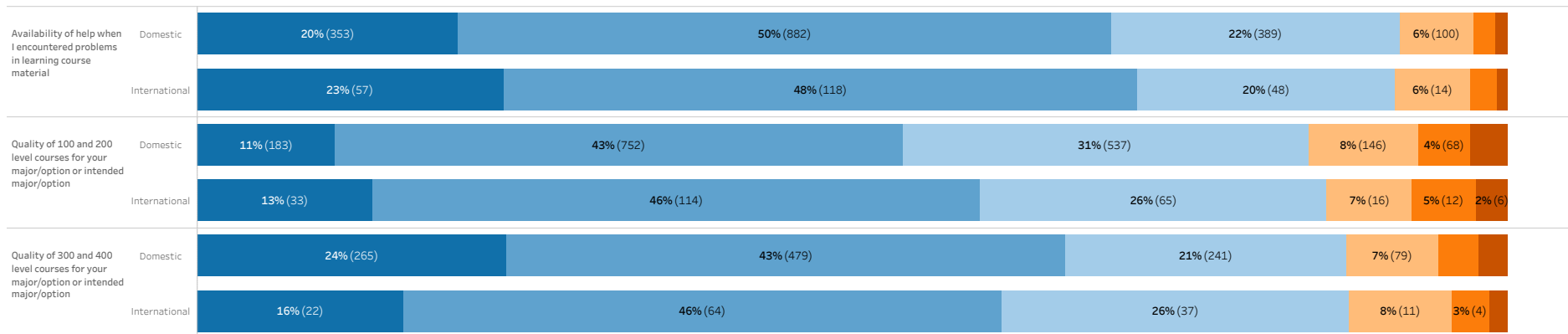
"How satisfied are you with each of the following aspects of your educational experience?"

6 pt satisfaction scale + na/dk: Very Satisfied, Satisfied, Somewhat Satisfied, Somewhat Dissatisfied, Dissatisfied, Very Dissatisfied, Not Applicable/Don't Know.

"Not applicable / Don't know" have been excluded from the % calculations.

Teaching & Learning Support

Quality of Courses



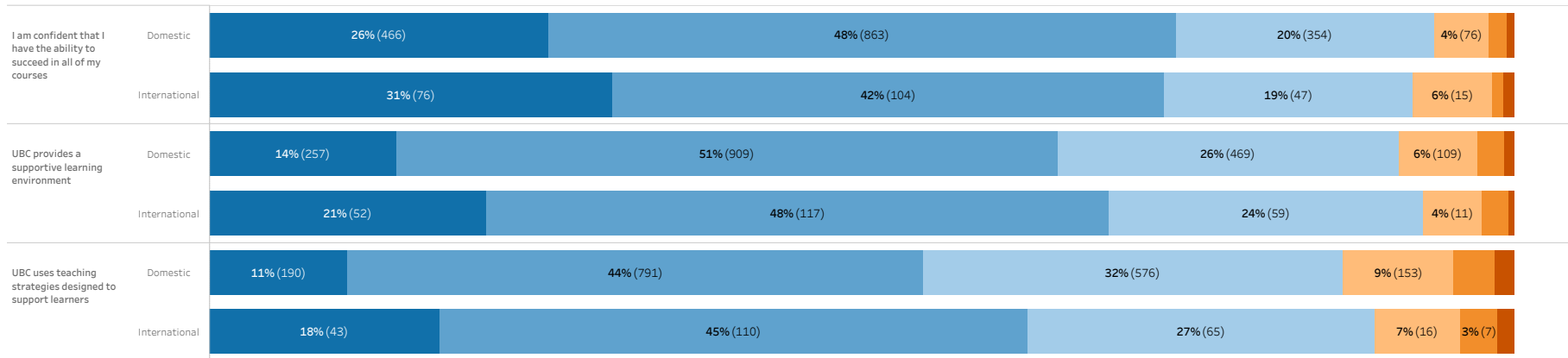
"How satisfied are you with each of the following aspects of your educational experience?"

6 pt satisfaction scale + na/dk: Very Satisfied, Satisfied, Somewhat Satisfied, Somewhat Dissatisfied, Dissatisfied, Very Dissatisfied, Not Applicable/Don't Know.

"Not applicable / Don't know" have been excluded from the % calculations.

Teaching & Learning Support

Student Learning Supports

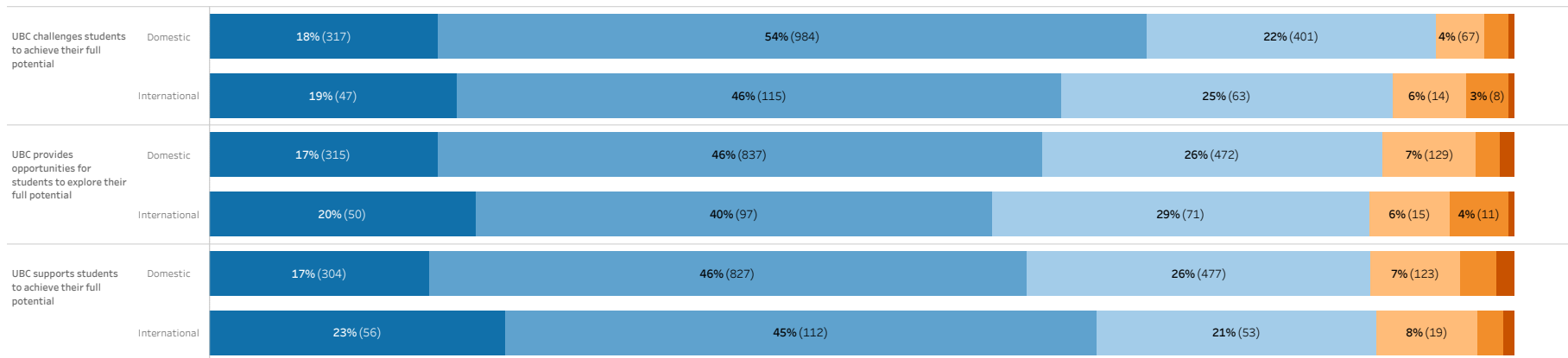


"Please rate your level of agreement with the following statements."

6 pt agreement scale: Strongly Agree, Agree, Somewhat Agree, Somewhat Disagree, Disagree, Strongly Disagree.

Teaching & Learning Support

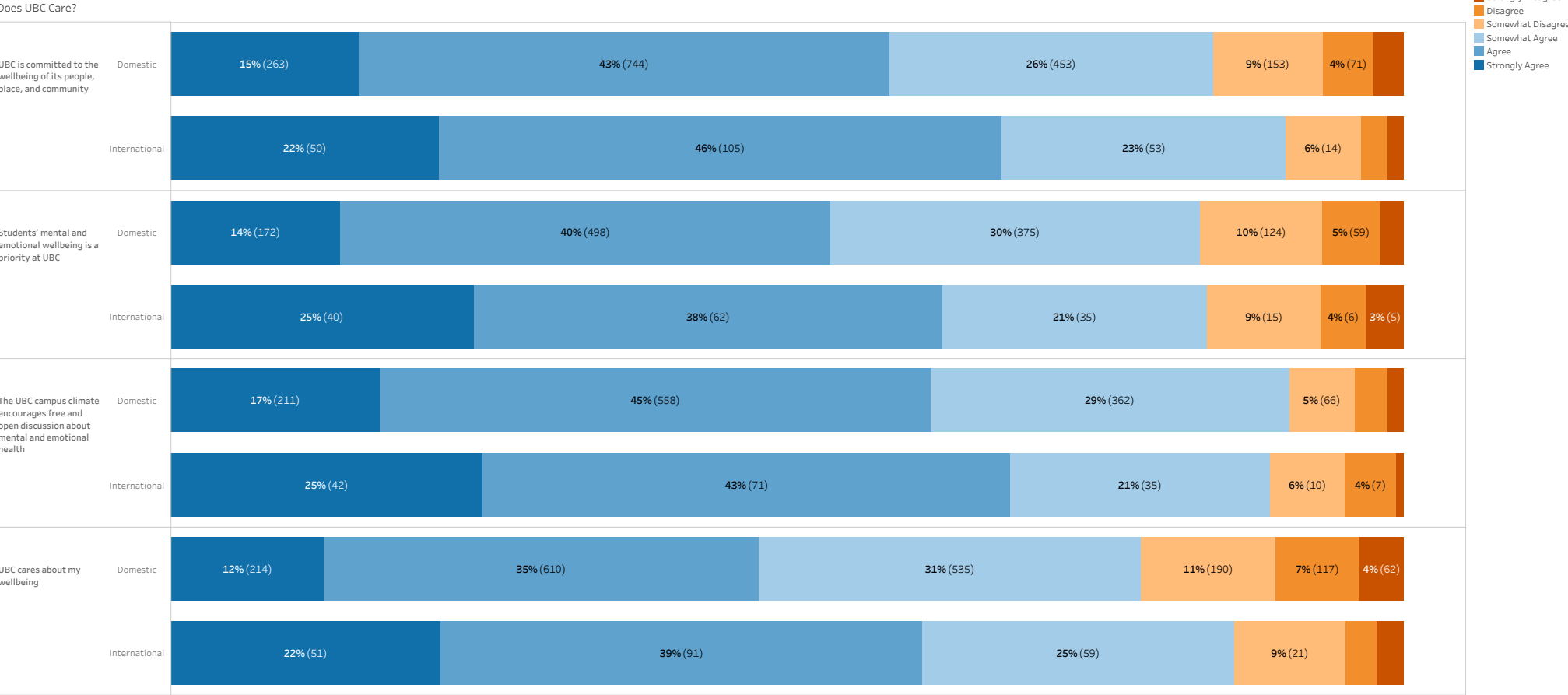
Students' Full Potential



"Please rate your level of agreement with the following statements."

6 pt agreement scale: Strongly Agree, Agree, Somewhat Agree, Somewhat Disagree, Disagree, Strongly Disagree.

Wellbeing



"Please rate your level of agreement with the following statements."

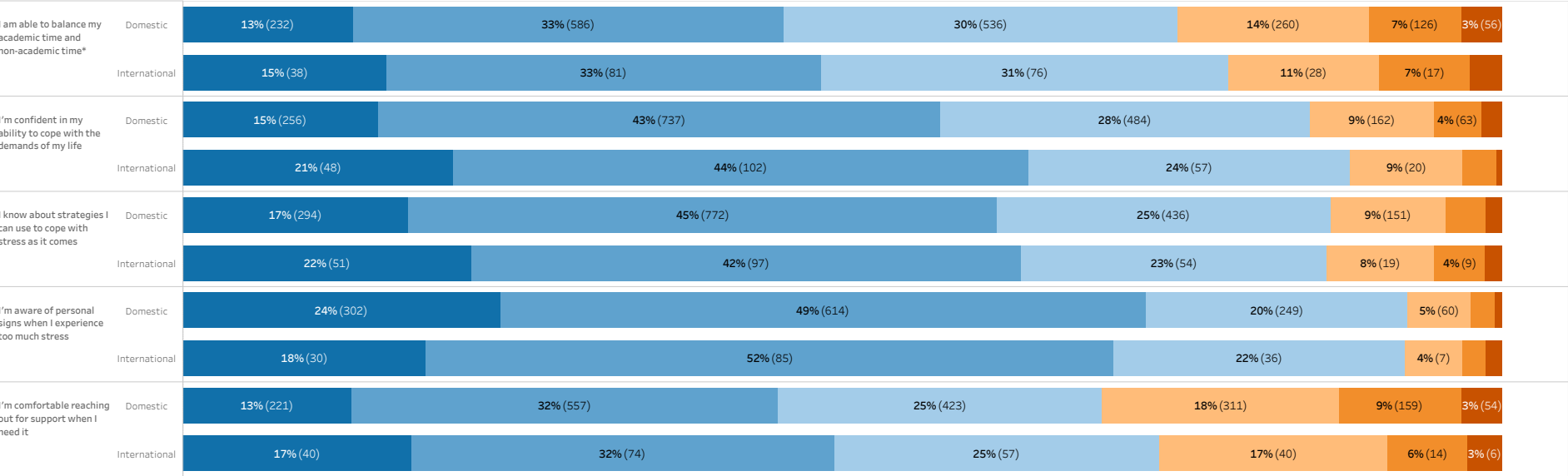
UBC is committed | 6 pt agreement scale: Strongly Agree, Agree, Somewhat Agree, Somewhat Disagree, Disagree, Strongly Disagree, UBC cares | 6 pt agreement scale: Strongly Agree, Agree, Somewhat Agree, Somewhat Disagree, Disagree, Strongly Disagree, Other 2 items | 6 pt agreement scale + dk: Strongly Agree, Agree, Somewhat Agree, Somewhat Disagree, Disagree, Strongly Disagree, Don't know.

"Don't know" has been excluded from the % calculations.

Wellbeing

Stress Management Competence

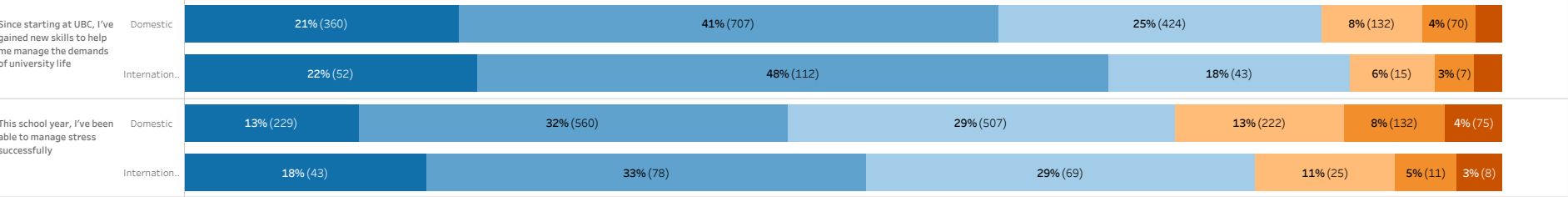
*I am able to balance my academic time (in class, study time, etc.) and non-academic time (work, exercise, socializing, care for dependents, etc.)



"Please rate your level of agreement with the following statements."
6 pt agreement scale: Strongly Agree, Agree, Somewhat Agree, Somewhat Disagree, Disagree, Strongly Disagree.

Wellbeing

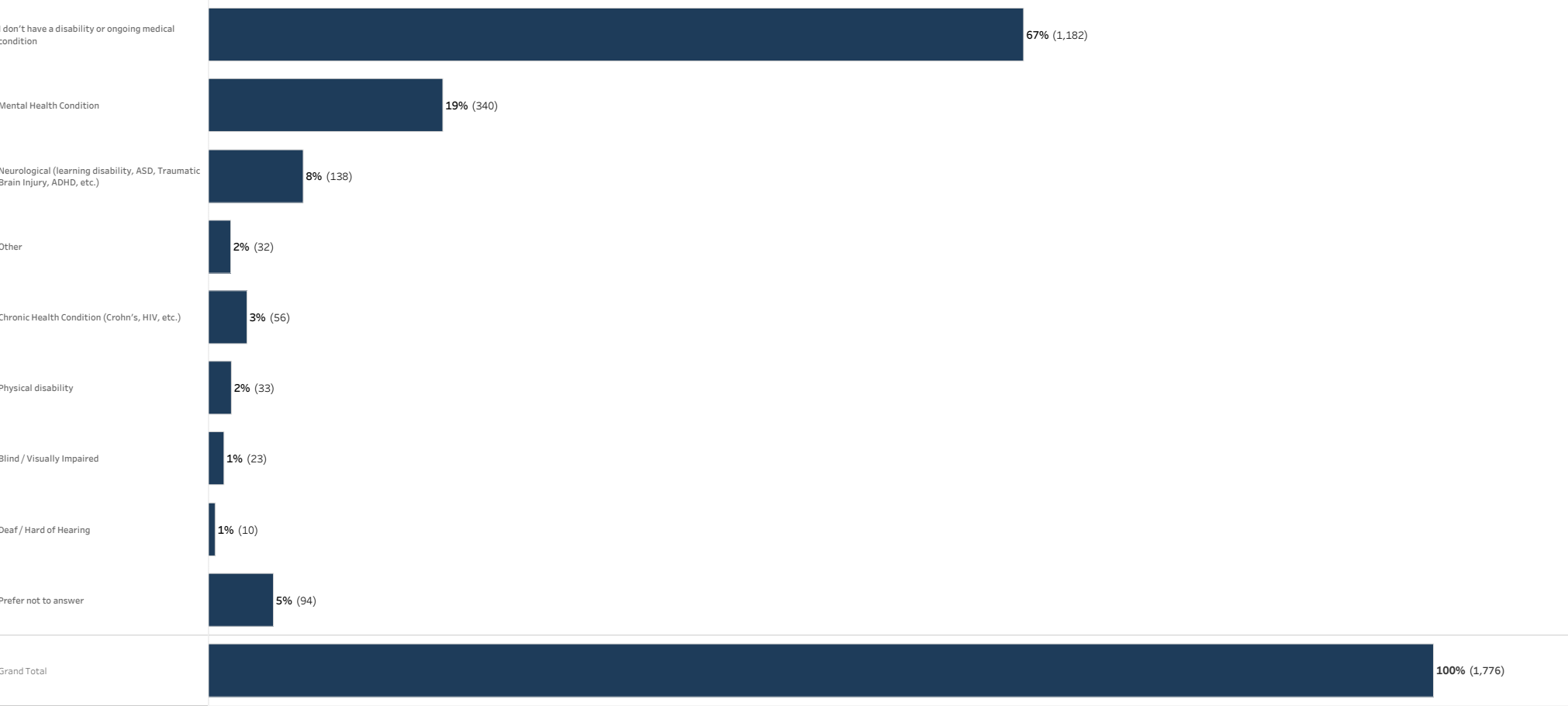
Stress Management Skills



"Please rate your level of agreement with the following statements."
6 pt agreement scale: Strongly Agree, Agree, Somewhat Agree, Somewhat Disagree, Disagree, Strongly Disagree.

Wellbeing
Disability / Ongoing Medical Condition

Overall
"Do you have any of the following disabilities or ongoing medical conditions that have affected your everyday functioning?"




Wellbeing

Disability / Ongoing Medical Condition

Overall

"Do you have any of the following disabilities or ongoing medical conditions that have affected your everyday functioning?"

	Domestic	International
I don't have a disability or ongoing medical condition	65% (1,018)	78% (164)
Mental Health Condition	21% (326)	7% (14)
Neurological (learning disability, ASD, Traumatic Brain Injury, ADHD, etc.)	8% (129)	4% (9)
Other	2% (29)	1% (3)
Chronic Health Condition (Crohn's, HIV, etc.)	4% (56)	
Physical disability	2% (32)	0% (1)
Blind / Visually Impaired	1% (21)	1% (2)
Deaf / Hard of Hearing	1% (10)	
Prefer not to answer	5% (75)	9% (19)
Grand Total	100% (1,567)	100% (209)

Wellbeing**Disability / Ongoing Medical Condition***Asked of students who indicate they have a disability or ongoing medical condition*

* (e.g. UBC staff or faculty, instructor, student housing and hospitality services, etc.)

Wellbeing

Disability / Ongoing Medical Condition

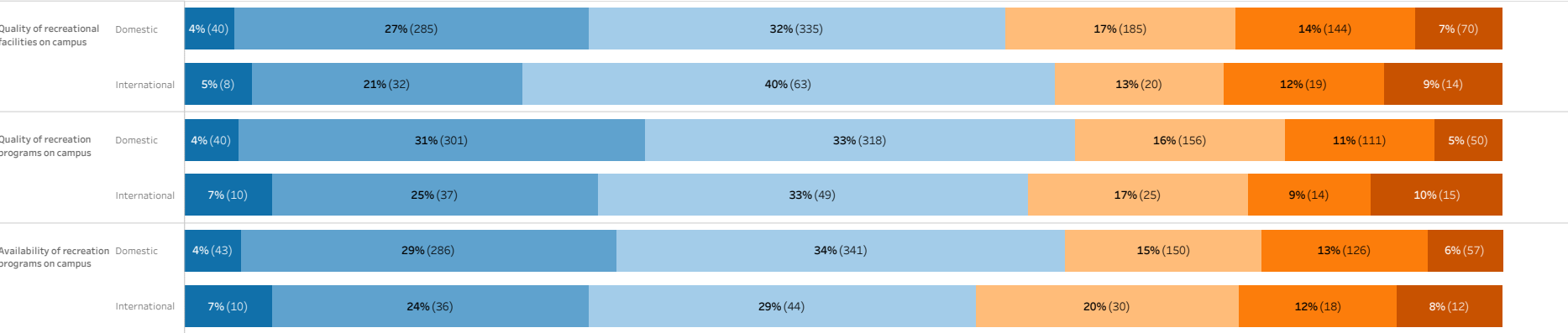
Asked of students who indicate they have a disability or ongoing medical condition

	Did you receive accommodations (e.g. interpretation, assistive technology, or note taking) at your previous school before starting UBC?	
	Domestic	International
No	80% (380)	77% (20)
Yes	18% (86)	19% (5)
Prefer not to answer	2% (8)	4% (1)
Grand Total	100% (474)	100% (26)

	Have you requested accommodation for this disability or ongoing medical condition at UBC?	
	Domestic	International
No, I have not	69% (330)	50% (13)
Yes, at the UBCO Disability Resource Centre	21% (100)	31% (8)
Yes, from another office or person on campus*	4% (20)	8% (2)
Yes, from both UBCO Disability Resource Centre and another office or person on campus*	4% (19)	8% (2)
Prefer not to answer	1% (6)	4% (1)
Grand Total	100% (475)	100% (26)

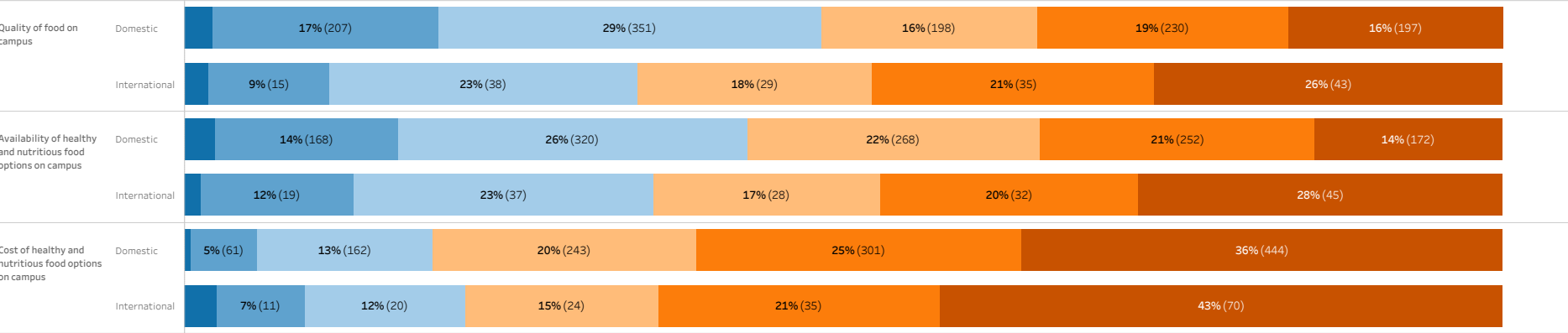
* (e.g. UBC staff or faculty, instructor, student housing and hospitality services, etc.)

Wellbeing
Recreation Programs / Facilities



"Please rate your satisfaction with the following."
6 pt satisfaction scale + na/dk: Very Satisfied, Satisfied, Somewhat Satisfied, Somewhat Dissatisfied, Dissatisfied, Very Dissatisfied, Not Applicable/Don't Know.
"Not applicable/ Don't know" have been excluded from the % calculations.

Wellbeing
On-Campus Food

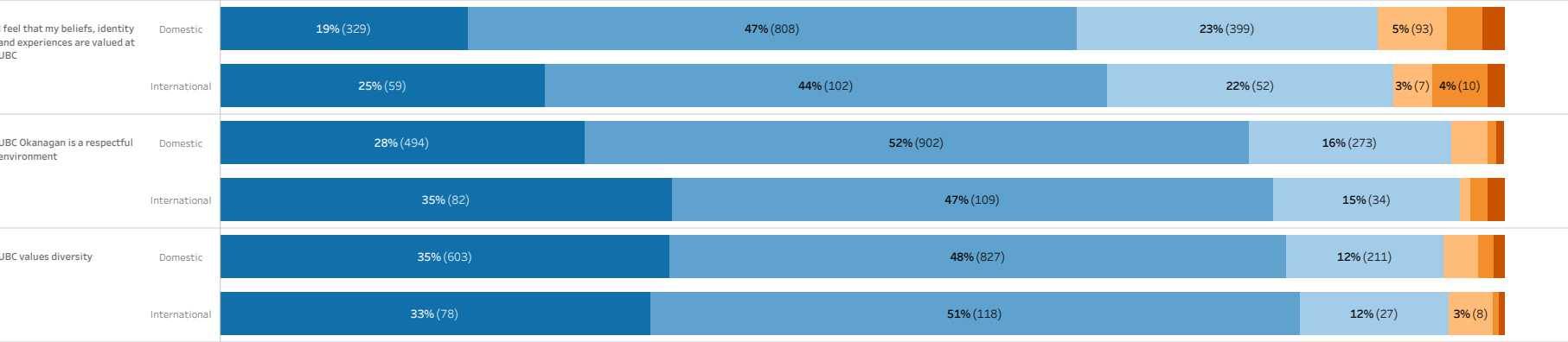


"Please rate your satisfaction with the following."
6 pt satisfaction scale + na/dk: Very Satisfied, Satisfied, Somewhat Satisfied, Somewhat Dissatisfied, Dissatisfied, Very Dissatisfied, Not Applicable/Don't Know.
"Not applicable/ Don't know" have been excluded from the % calculations.

- Labels
- Very Dissatisfied
 - Dissatisfied
 - Somewhat Dissatisfied
 - Somewhat Satisfied
 - Satisfied
 - Very Satisfied

Inclusive Excellence

Whether UBC Supports Inclusion / Diversity

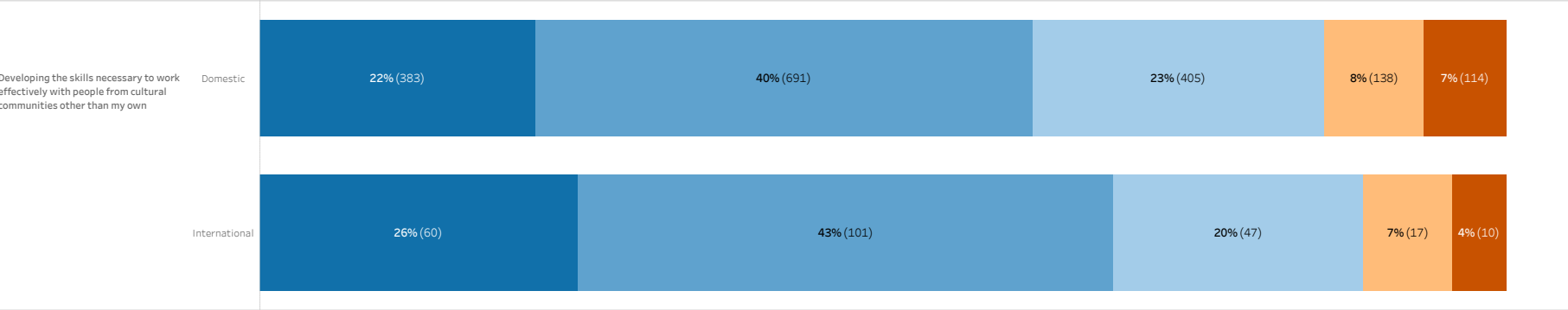


"Based on your experience at UBC, please rate your level of agreement with the following statements."
6 pt agreement scale + na/dk: Strongly Agree, Agree, Somewhat Agree, Somewhat Disagree, Disagree, Strongly Disagree, Not Applicable/Don't Know.
"Not applicable / Don't know" have been excluded from the % calculations.

Inclusive Excellence

UBC Courses on Inclusion / Diversity

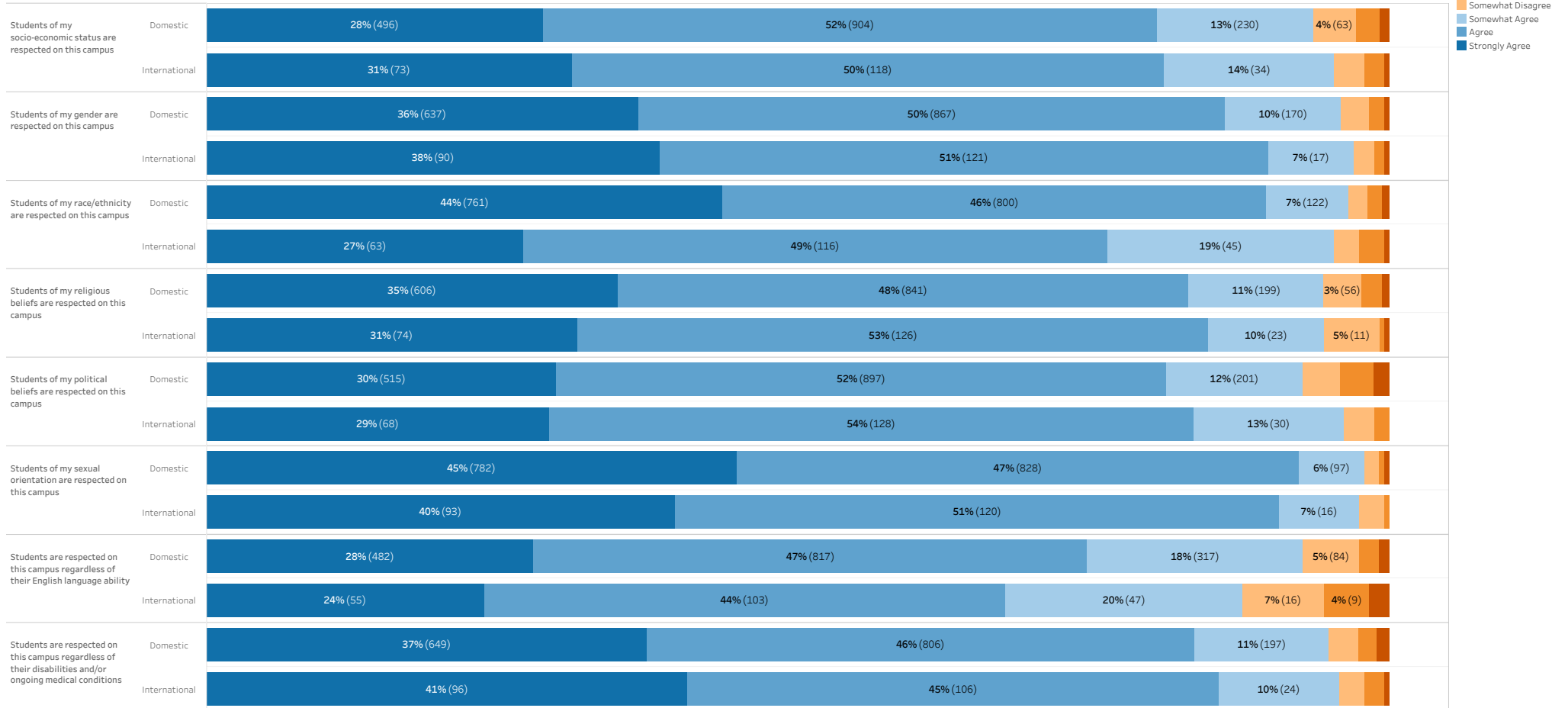
"In general, during your time at UBC, how much has your coursework emphasized the following?"
5 pt scale: Very much (5), 4, 3, 2, Very little (1).



"In general, during your time at UBC, how much has your coursework emphasized the following?"
5 pt scale: Very much (5), 4, 3, 2, Very little (1).

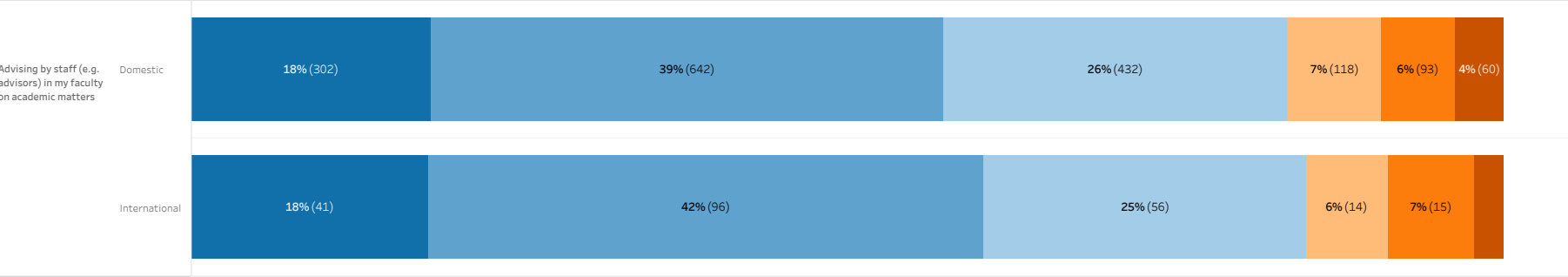
Inclusive Excellence

Students Respected Regardless of Background



"Please indicate how strongly you agree or disagree with the following statements in terms of yourself."
 6 pt agreement scale: Strongly Agree, Agree, Somewhat Agree, Somewhat Disagree, Disagree, Strongly Disagree.

Students Informed & Supported



"How satisfied are you with each of the following aspects of your educational experience?"
6 pt satisfaction scale + na/dk: Very Satisfied, Satisfied, Somewhat Satisfied, Somewhat Dissatisfied, Dissatisfied, Very Dissatisfied, Not Applicable/Don't Know. "Not applicable / Don't know" have been excluded from the % calculations.

Students Informed & Supported

Faculty Academic Advising

None
Asked of UBCV students whose faculties/schools have academic advising services (all, excl. Social Work and School of Music). None

None
None

Labels

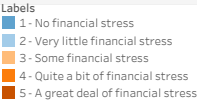
Financial Aid

Sources of Funding

"In the past year, please identify the APPROXIMATE percentage of your total funding (tuition and living costs) that the following sources provided:"

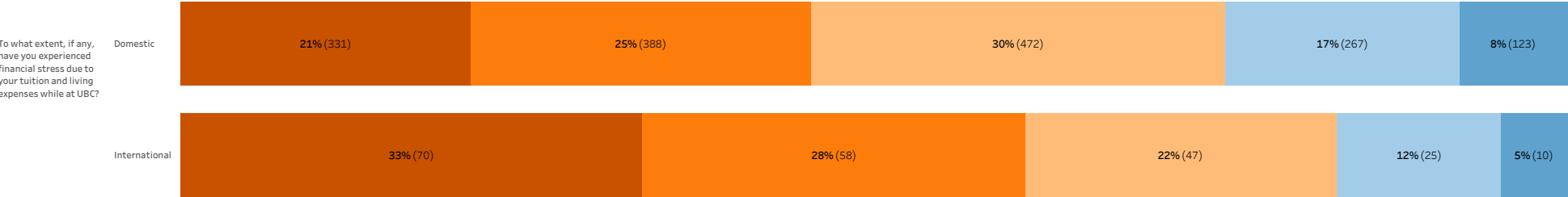
	Domestic	International
Parents/Guardians	40% (1,643)	78% (1,643)
Scholarships/ Bursaries/ Grants	11% (1,643)	13% (1,643)
Government student loans	17% (1,639)	2% (1,639)
Personal Savings	17% (1,624)	2% (1,624)
Employment	13% (1,632)	2% (1,632)
Bank loans/ Credit cards/ Lines of credit	3% (1,640)	3% (1,640)
All other sources (friends, spouse/partner, sponsorship for international students, band funding for Aboriginal students, etc.)	0% (1,637)	0% (1,637)
Grand Total	101% (1,651)	100% (1,651)

n, sample size, reflects # of respondents whose response to the question "Sources of Funding" adds up to 100%.



Financial Aid

Financial Stress



Financial Aid Financial Stress Please tick all that apply. <i>Asked of students under at least some financial stress (3, 4, or 5 out of 5 on financial stress).</i>		
	Domestic	International
I worry regularly about how to pay my tuition fees and living costs	59% (705)	60% (105)
The time I've spent working to pay for my education/living expenses have negatively affected my grades at UBC	37% (441)	23% (40)
I have taken a reduced courseload so that I can work to pay for my education and living expenses	21% (245)	20% (34)
I might need to abandon my studies at UBC due to financial reasons	11% (134)	28% (48)
Overall, I think I can manage my finances	45% (530)	28% (48)
None of the above	5% (55)	8% (14)
Grand Total	100% (1,187)	100% (174)

Enhanced Learning Participation

% of 4/5th year respondents who Have participated while attending UBC



		Domestic	International	Year1
Have participated	Research-intensive experiences*	38% (n=450)	47% (n=36)	<input type="checkbox"/> 1st year <input type="checkbox"/> 2nd year <input type="checkbox"/> 3rd year <input checked="" type="checkbox"/> 4/5th year
	Practicum	20% (n=447)	8% (n=36)	
	Internship	10% (n=447)	44% (n=36)	
	UBC Work Study Program	10% (n=450)	11% (n=36)	
	Field Research	11% (n=449)	25% (n=36)	
	Intensive Student Leadership Experiences*	20% (n=446)	39% (n=36)	
	Co-operative Education Program (Co-op)	12% (n=449)	31% (n=36)	
	International Educational Experiences*	13% (n=441)	47% (n=36)	
	Community Service Learning	29% (n=447)	39% (n=36)	

"Please indicate your participation in the following while attending UBC."

5 response options: Have participated, Plan to participate, Not interested in participating, Interested but unable to participate, Need to learn more to decide to participate.

* Research-intensive experiences (senior-research seminars, capstone seminars, honours seminars, advanced-research projects)

* Intensive Student Leadership Experiences (e.g. Elected student government role, Peer Program Leader, SLC Director, Collegia Advisor, Residence Advisor, etc.). Intensive meaning you are/were regularly committed and/or heavily involved throughout the leadership experience.

* International educational experiences (e.g. Go Global programs such as exchange, group study, service learning, study abroad courses, research placements, short-term programs). Students also read that if they are international students, we are interested in their international educational experiences other than their current UBC studies and other than their international experiences before starting UBC.

Students read a description of Community Service Learning before they were asked if they have participated.

How many types of enhanced learning have students participated in during their time at UBC (out of 9 possible types)?
Among 4/5th year UBC Okanagan respondents

Year1

☐ 1st year

☐ 2nd year

☐ 3rd year

☒ 4/5th year

	Domestic	International
0 types (Did not participate in any experiential learning)	29% (130)	11% (4)
1 type of experiential learning	24% (110)	8% (3)
2 types of experiential learning	22% (97)	17% (6)
3 types of experiential learning	13% (57)	31% (11)
4 types of experiential learning	8% (37)	19% (7)
5 or more types of experiential learning	4% (19)	14% (5)
Grand Total	100% (450)	100% (36)

Enhanced Learning Participation

% of 2nd year & 3rd year respondents who are interested but unable to participate while attending UBC



		Domestic	International	Year1 <input type="checkbox"/> 1st year <input checked="" type="checkbox"/> 2nd year <input checked="" type="checkbox"/> 3rd year <input type="checkbox"/> 4/5th year
Interested but unable to participate	Research-intensive experiences*	11% (n=783)	16% (n=88)	
	Practicum	9% (n=783)	10% (n=89)	
	Internship	13% (n=782)	16% (n=88)	
	UBC Work Study Program	10% (n=781)	17% (n=89)	
	Field Research	9% (n=783)	15% (n=89)	
	Intensive Student Leadership Experiences*	7% (n=780)	7% (n=89)	
	Co-operative Education Program (Co-op)	17% (n=783)	16% (n=89)	
	International Educational Experiences*	24% (n=754)	21% (n=89)	
	Community Service Learning	7% (n=776)	9% (n=89)	

"Please indicate your participation in the following while attending UBC."

5 response options: Have participated, Plan to participate, Not interested in participating, Interested but unable to participate, Need to learn more to decide to participate.

* Research-intensive experiences (senior-research seminars, capstone seminars, honours seminars, advanced-research projects)

* Intensive Student Leadership Experiences (e.g. Elected student government role, Peer Program Leader, SLC Director, Collegia Advisor, Residence Advisor, etc.). Intensive meaning you are/were regularly committed and/or heavily involved throughout the leadership experience.

* International educational experiences (e.g. Go Global programs such as exchange, group study, service learning, study abroad courses, research placements, short-term programs). Students also read that if they are international students, we are interested in their international educational experiences other than their current UBC studies and other than their international experiences before starting UBC.

Students read a description of Community Service Learning before they were asked if they have participated.

Enhanced Learning Participation

% of 1st year, 2nd year, 3rd year respondents who Plan to participate while attending UBC



		Domestic	International	Year1
Plan to participate	Research-intensive experiences*	33% (n=1,260)	41% (n=196)	<input checked="" type="checkbox"/> 1st year
	Practicum	23% (n=1,260)	24% (n=197)	<input checked="" type="checkbox"/> 2nd year
	Internship	33% (n=1,258)	60% (n=196)	<input checked="" type="checkbox"/> 3rd year
	UBC Work Study Program	22% (n=1,257)	45% (n=197)	<input type="checkbox"/> 4/5th year
	Field Research	30% (n=1,260)	41% (n=197)	
	Intensive Student Leadership Experiences*	12% (n=1,257)	29% (n=197)	
	Co-operative Education Program (Co-op)	26% (n=1,260)	56% (n=195)	
	International Educational Experiences*	22% (n=1,211)	34% (n=197)	
	Community Service Learning	18% (n=1,249)	35% (n=196)	

"Please indicate your participation in the following while attending UBC."

5 response options: Have participated, Plan to participate, Not interested in participating, Interested but unable to participate, Need to learn more to decide to participate.

* Research-intensive experiences (senior-research seminars, capstone seminars, honours seminars, advanced-research projects)

* Intensive Student Leadership Experiences (e.g. Elected student government role, Peer Program Leader, SLC Director, Collegia Advisor, Residence Advisor, etc.). Intensive meaning you are/were regularly committed and/or heavily involved throughout the leadership experience.

* International educational experiences (e.g. Go Global programs such as exchange, group study, service learning, study abroad courses, research placements, short-term programs). Students also read that if they are international students, we are interested in their international educational experiences other than their current UBC studies and other than their international experiences before starting UBC.

Students read a description of Community Service Learning before they were asked if they have participated.

Enhanced Learning Participation

% of 1st year, 2nd year, 3rd year respondents who Need to learn more to decide to participate while attending UBC



		Domestic	International	Year1 <input checked="" type="checkbox"/> 1st year <input checked="" type="checkbox"/> 2nd year <input checked="" type="checkbox"/> 3rd year <input type="checkbox"/> 4/5th year
Need to learn more to decide to participate	Research-intensive experiences*	34% (n=1,260)	24% (n=196)	
	Practicum	42% (n=1,260)	52% (n=197)	
	Internship	38% (n=1,258)	15% (n=196)	
	UBC Work Study Program	48% (n=1,257)	31% (n=197)	
	Field Research	40% (n=1,260)	27% (n=197)	
	Intensive Student Leadership Experiences*	28% (n=1,257)	22% (n=197)	
	Co-operative Education Program (Co-op)	32% (n=1,260)	15% (n=195)	
	International Educational Experiences*	29% (n=1,211)	20% (n=197)	
	Community Service Learning	45% (n=1,249)	27% (n=196)	

"Please indicate your participation in the following while attending UBC."

5 response options: Have participated, Plan to participate, Not interested in participating, Interested but unable to participate, Need to learn more to decide to participate.

* Research-intensive experiences (senior-research seminars, capstone seminars, honours seminars, advanced-research projects)

* Intensive Student Leadership Experiences (e.g. Elected student government role, Peer Program Leader, SLC Director, Collegia Advisor, Residence Advisor, etc.). Intensive meaning you are/were regularly committed and/or heavily involved throughout the leadership experience.

* International educational experiences (e.g. Go Global programs such as exchange, group study, service learning, study abroad courses, research placements, short-term programs). Students also read that if they are international students, we are interested in their international educational experiences other than their current UBC studies and other than their international experiences before starting UBC.

Students read a description of Community Service Learning before they were asked if they have participated.

Enhanced Learning Participation

% of 1st year, 2nd year, 3rd year respondents who are Not interested in participating while attending UBC

6%

46%

Year1

☒ 1st year

☒ 2nd year

☒ 3rd year

☐ 4/5th year

	Domestic	International
Research-intensive experiences*	12% (n=1,260)	8% (n=196)
Practicum	17% (n=1,260)	9% (n=197)
Internship	15% (n=1,258)	6% (n=196)
UBC Work Study Program	19% (n=1,257)	6% (n=197)
Field Research	19% (n=1,260)	12% (n=197)
Intensive Student Leadership Experiences*	46% (n=1,257)	28% (n=197)
Co-operative Education Program (Co-op)	24% (n=1,260)	10% (n=195)
International Educational Experiences*	26% (n=1,211)	13% (n=197)
Community Service Learning	18% (n=1,249)	13% (n=196)

"Please indicate your participation in the following while attending UBC."
5 response options: Have participated, Plan to participate, Not interested in participating, Interested but unable to participate, Need to learn more to decide to participate.

* Research-intensive experiences (senior-research seminars, capstone seminars, honours seminars, advanced-research projects)

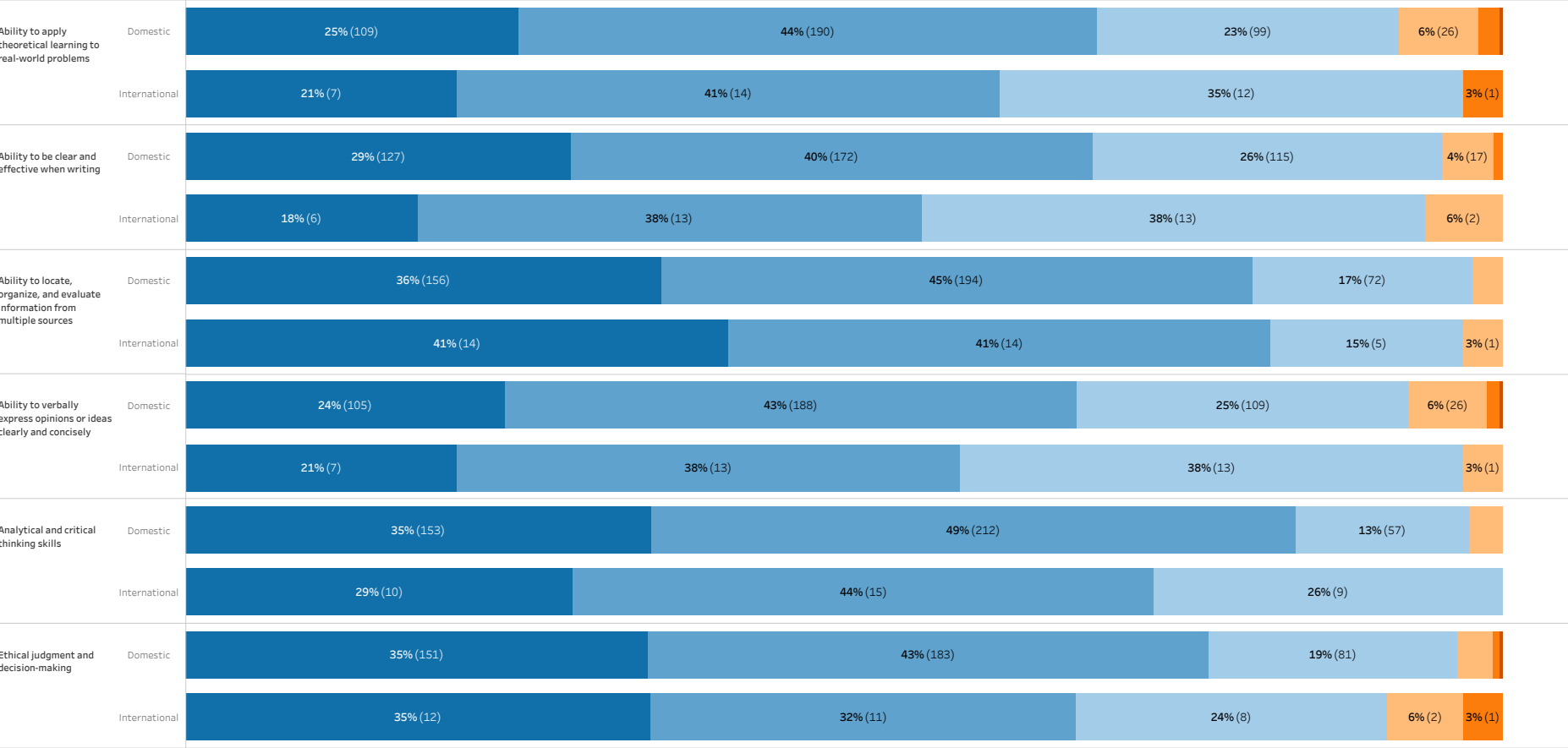
* Intensive Student Leadership Experiences (e.g. Elected student government role, Peer Program Leader, SLC Director, Collegia Advisor, Residence Advisor, etc.). Intensive meaning you are/were regularly committed and/or heavily involved throughout the leadership experience.

* International educational experiences (e.g. Go Global programs such as exchange, group study, service learning, study abroad courses, research placements, short-term programs). Students also read that if they are international students, we are interested in their international educational experiences other than their current UBC studies and other than their international experiences before starting UBC.

Students read a description of Community Service Learning before they were asked if they have participated.

Enhanced Learning Outcomes
Asked of 4th/5th year students only

Current skill level



- Labels
- Very Poor
 - Poor
 - Fair
 - Good
 - Very Good
 - Excellent

- Year1
- 1st year
 - 2nd year
 - 3rd year
 - ☒ 4/5th year

"Please rate your level of proficiency in the following areas when you started at this campus and now." "Skill level when starting UBC" is based on the respondent's recollection of their proficiency at the start of their degree.
6 pt scale: Excellent, Very good, Good, Fair, Poor, Very poor. - Asked of 4th/5th year students only

Enhanced Learning Outcomes

Asked of 4th/5th year students only

Year1
☐ 1st year
☐ 2nd year
☐ 3rd year
☒ 4/5th year

Skill level when starting UBC

	Excellent		Very Good		Good		Fair		Poor		Very Poor	
	Domestic	International	Domestic	International	Domestic	International	Domestic	International	Domestic	International	Domestic	International
Ability to apply theoretical learning to real-world problems	5% (22)	()	13% (58)	12% (4)	42% (181)	35% (12)	29% (126)	35% (12)	9% (39)	18% (6)	2% (9)	()
Ability to be clear and effective when writing	6% (26)	()	15% (67)	18% (6)	41% (179)	26% (9)	29% (125)	38% (13)	8% (36)	18% (6)	0% (2)	()
Ability to locate, organize, and evaluate information from multiple sources	8% (33)	9% (3)	14% (60)	9% (3)	31% (136)	47% (16)	32% (138)	29% (10)	13% (56)	6% (2)	3% (12)	()
Ability to verbally express opinions or ideas clearly and concisely	7% (32)	3% (1)	14% (63)	9% (3)	41% (180)	32% (11)	28% (121)	47% (16)	7% (32)	9% (3)	2% (7)	()
Analytical and critical thinking skills	6% (26)	6% (2)	17% (72)	6% (2)	45% (194)	50% (17)	25% (110)	29% (10)	7% (31)	6% (2)	0% (2)	3% (1)
Ethical judgment and decision-making	12% (51)	9% (3)	28% (120)	18% (6)	39% (170)	26% (9)	18% (78)	35% (12)	3% (13)	12% (4)	0% (2)	()

"Please rate your level of proficiency in the following areas when you started at this campus and now." "Skill level when starting UBC" is based on the respondent's recollection of their proficiency at the start of their degree.

6 pt scale: Excellent, Very good, Good, Fair, Poor, Very poor. - Asked of 4th/5th year students only

Students Engaged with Campus, Community, Internationally

All students were asked. Data for 4/5th year students shown.



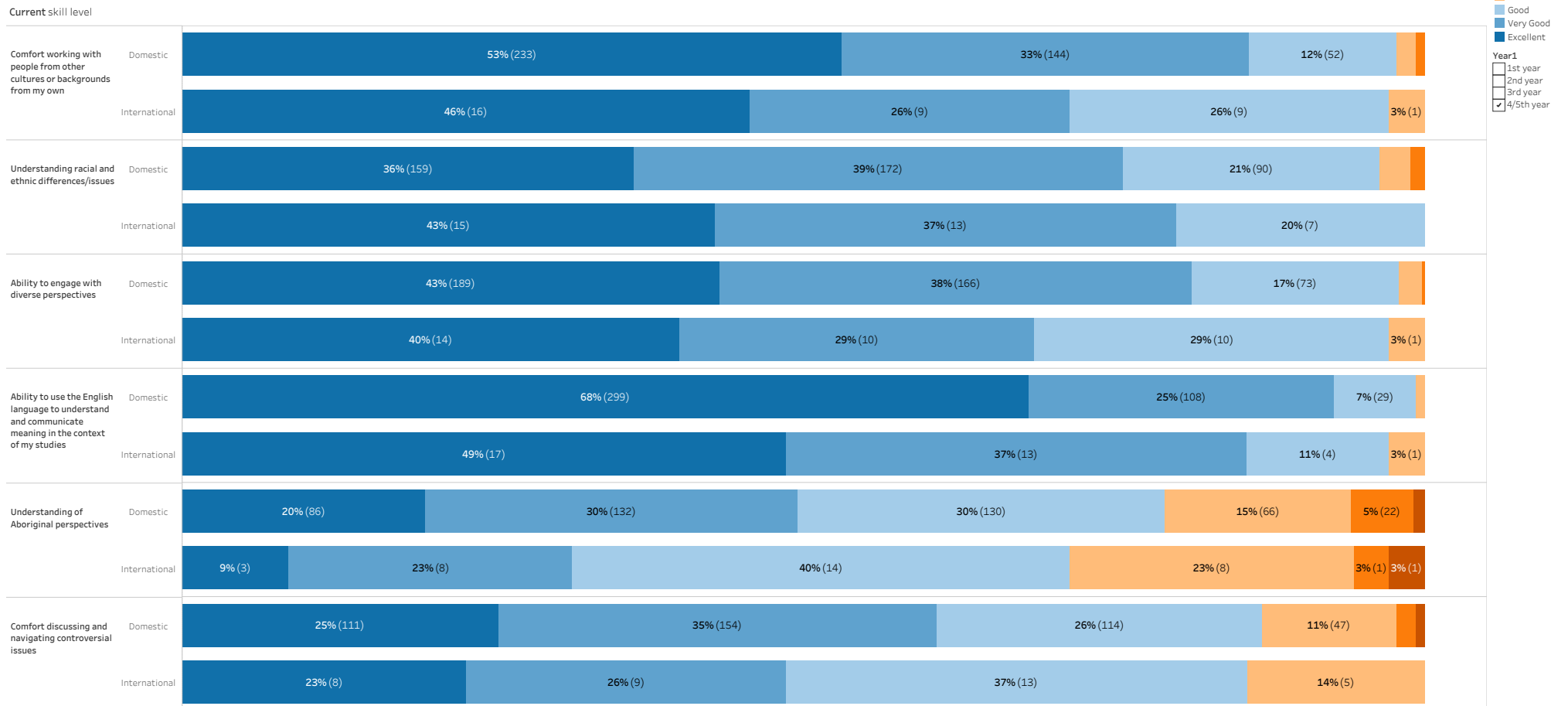
"Please rate your level of agreement with the following statements."

6 pt agreement scale: Strongly Agree, Agree, Somewhat Agree, Somewhat Disagree, Disagree, Strongly Disagree.

All students were asked.

Global Citizenship

All students were asked. Data for 4/5th year students shown.



"Please rate your level of proficiency in the following areas when you started at this campus and now." "Skill level when starting UBC" is based on the respondent's recollection of their proficiency at the start of their degree.
6 pt scale: Excellent, Very good, Good, Fair, Poor, Very poor.

Global Citizenship

All students were asked. Data for 4/5th year students shown.

Year1
☐ 1st year
☐ 2nd year
☐ 3rd year
☒ 4/5th year

Skill level when starting UBC

	Excellent		Very Good		Good		Fair		Poor		Very Poor	
	Domestic	International	Domestic	International	Domestic	International	Domestic	International	Domestic	International	Domestic	International
Comfort working with people from other cultures or backgrounds from my own	32% (142)	17% (6)	27% (117)	17% (6)	27% (118)	34% (12)	11% (50)	31% (11)	3% (12)	()	0% (2)	()
Understanding racial and ethnic differences/issues	17% (74)	14% (5)	20% (89)	14% (5)	35% (154)	37% (13)	22% (95)	23% (8)	6% (26)	9% (3)	1% (3)	3% (1)
Ability to engage with diverse perspectives	21% (93)	14% (5)	23% (102)	17% (6)	37% (161)	37% (13)	17% (75)	29% (10)	2% (8)	3% (1)	0% (2)	()
Ability to use the English language to understand and communicate meaning in the context of my studies	52% (229)	34% (12)	23% (101)	20% (7)	20% (87)	11% (4)	5% (23)	26% (9)	0% (1)	9% (3)	()	()
Understanding of Aboriginal perspectives	8% (34)	()	11% (49)	3% (1)	22% (97)	14% (5)	32% (142)	17% (6)	21% (93)	23% (8)	6% (26)	43% (15)
Comfort discussing and navigating controversial issues	9% (38)	9% (3)	18% (79)	11% (4)	33% (146)	20% (7)	27% (119)	37% (13)	11% (49)	20% (7)	2% (10)	3% (1)

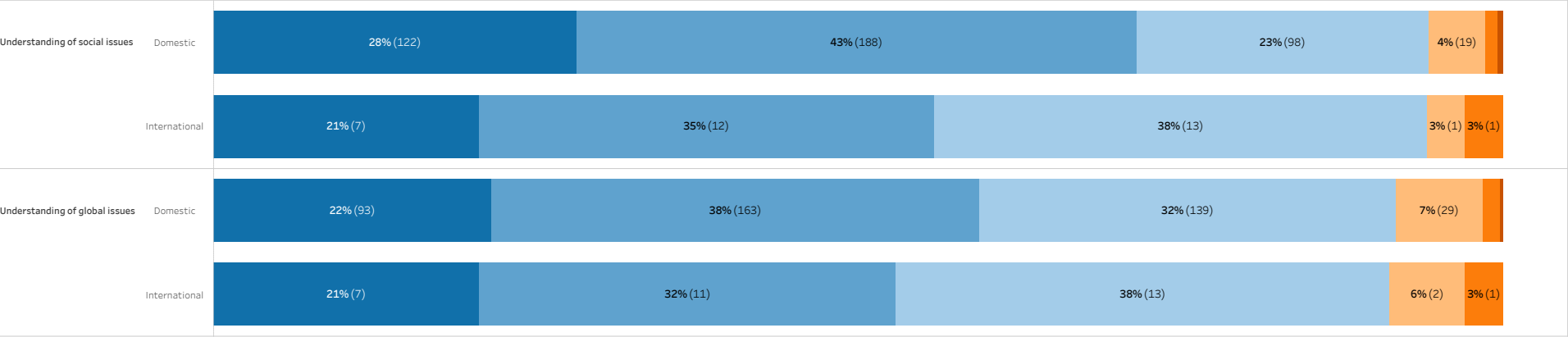
"Please rate your level of proficiency in the following areas when you started at this campus and now." "Skill level when starting UBC" is based on the respondent's recollection of their proficiency at the start of their degree.

6 pt scale: Excellent, Very good, Good, Fair, Poor, Very poor.

Global Citizenship

Asked of 4th/5th year students only.

Current skill level



Labels

- Very Poor
- Poor
- Fair
- Good
- Very Good
- Excellent

Year1

- 1st year
- 2nd year
- 3rd year
- ☒ 4/5th year

Skill level when starting UBC

	Excellent		Very Good		Good		Fair		Poor		Very Poor	
	Domestic	International	Domestic	International	Domestic	International	Domestic	International	Domestic	International	Domestic	International
Understanding of social issues	7% (29)	9% (3)	18% (77)	12% (4)	37% (162)	26% (9)	27% (116)	29% (10)	11% (47)	21% (7)	1% (3)	3% (1)
Understanding of global issues	6% (26)	9% (3)	12% (52)	15% (5)	33% (143)	35% (12)	33% (145)	21% (7)	13% (58)	15% (5)	2% (10)	6% (2)

"Please rate your level of proficiency in the following areas when you started at this campus and now." "Skill level when starting UBC" is based on the respondent's recollection of their proficiency at the start of their degree.
6 pt scale: Excellent, Very good, Good, Fair, Poor, Very poor. - Asked of 4th/5th year students only

Students Connected & Prepared for Post-UBC
Plans after Graduation
Asked of UBCO students only. Not asked of UBCV students.

“Do you plan to continue your studies at UBC Okanagan next year?”

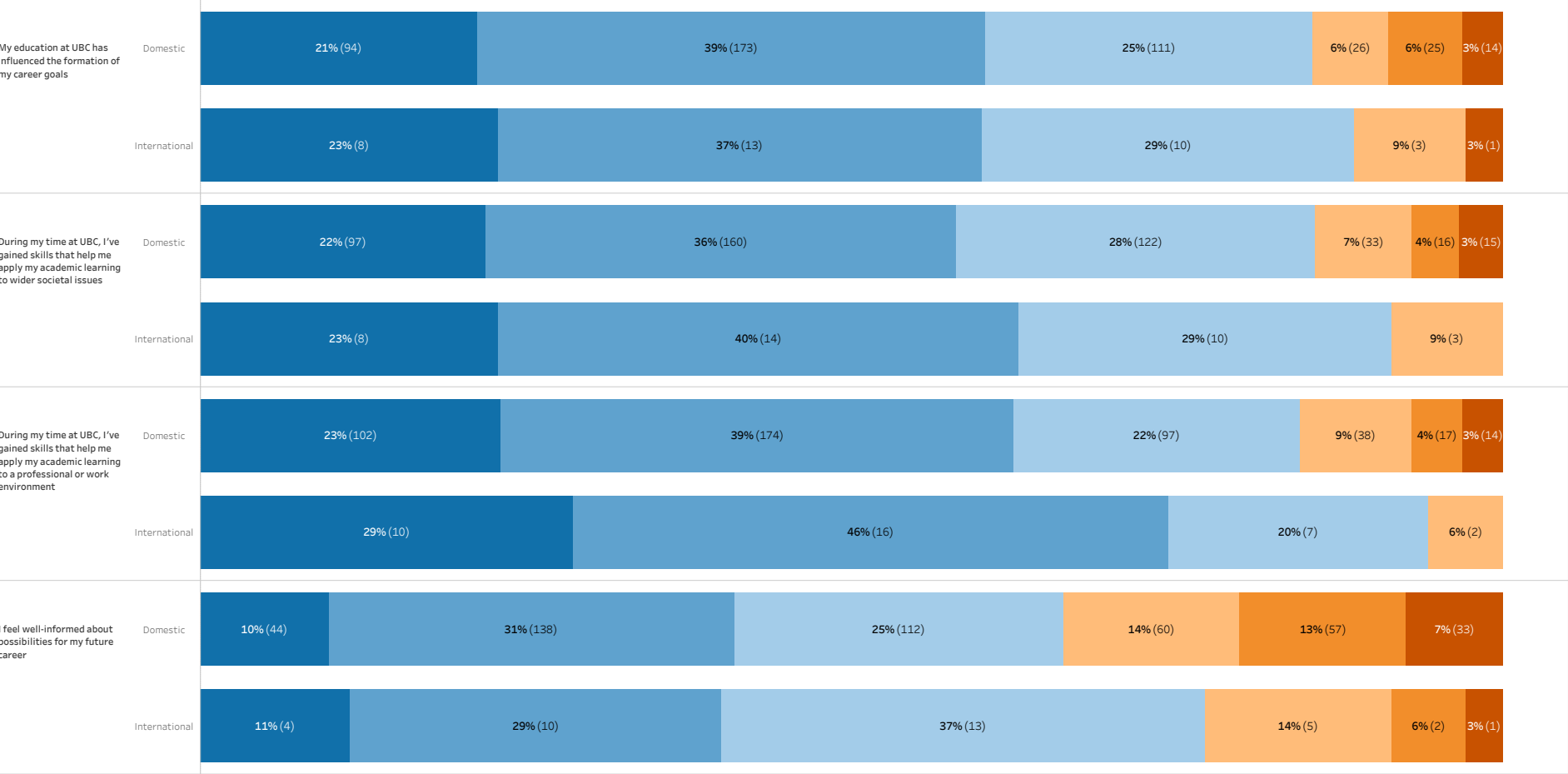


Students Connected & Prepared for Post-UBC
Plans after Graduation
Asked of UBCO students who selected “no” when asked if they are continuing their studies at UBCO next year

“Please tell us why you do not plan to continue your studies at UBC Okanagan. (Please select all that apply.)”



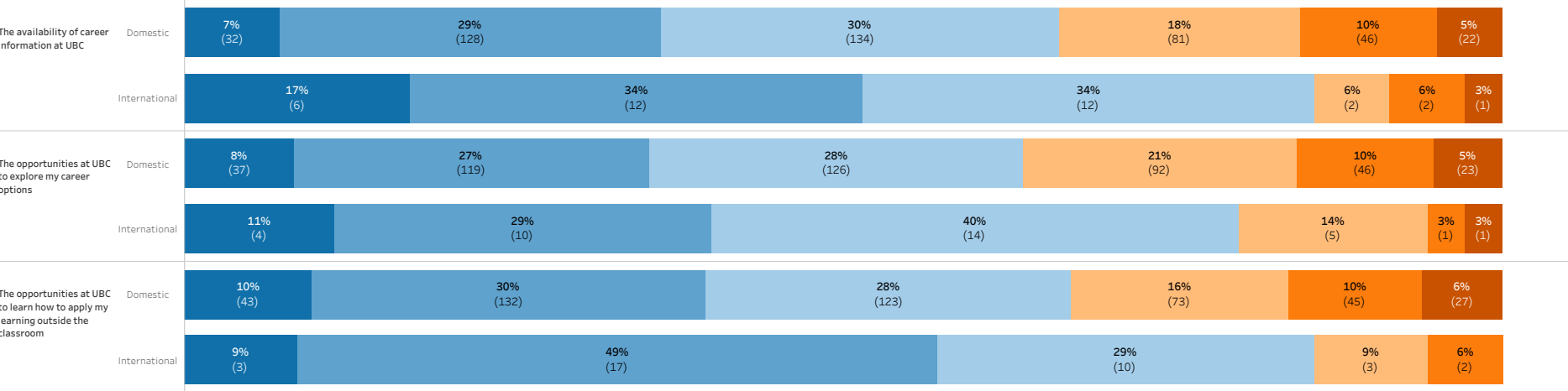
Students Connected & Prepared for Post-UBC
All students were asked. Data for 4/5th year students shown.



"Please rate your level of agreement with the following statements."
6 pt agreement scale: Strongly Agree, Agree, Somewhat Agree, Somewhat Disagree, Disagree, Strongly Disagree.

Students Connected & Prepared for Post-UBC

Satisfaction with UBC
Asked of All students. Data shown for 4/5th year students only.



Labels

- Very Dissatisfied
- Dissatisfied
- Somewhat Dissatisfied
- Satisfied
- Very Satisfied

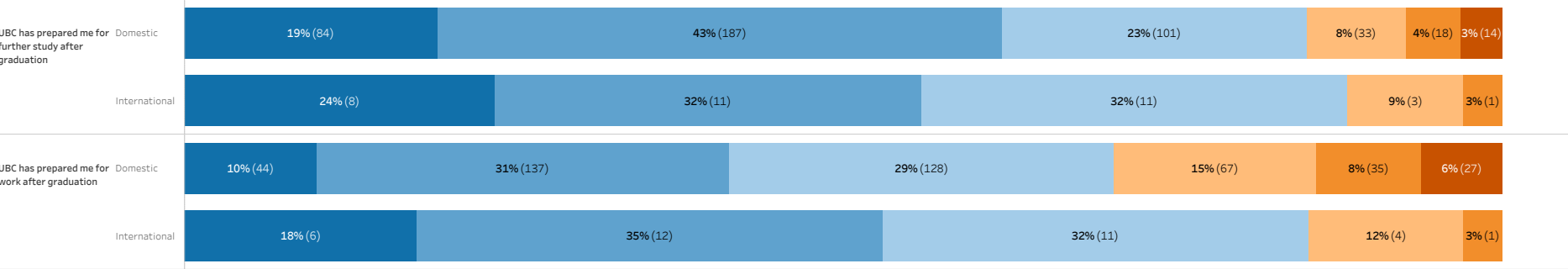
Year1

- ☐ 1st year
- ☐ 2nd year
- ☐ 3rd year
- ☒ 4/5th year

"Please rate your satisfaction with the following."
6 pt satisfaction scale: Very Satisfied, Satisfied, Somewhat Satisfied, Somewhat Dissatisfied, Dissatisfied, Very Dissatisfied.

Students Connected & Prepared for Post-UBC

How UBC Helped (4/5th years only)



"Please rate your level of proficiency in the following areas when you started at this campus and now."
6 pt agreement scale: Strongly Agree, Agree, Somewhat Agree, Somewhat Disagree, Disagree, Strongly Disagree.
Asked of 4th/5th year students only