

Baccalaureate Graduates Survey (BGS) 2-Year Out Survey

Summary of Survey Results: 2018

Applied Filters

Year: 2018; Institution: University of British Columbia;

Cohort	6,756
Respondents	2,755
Response Rate	41%

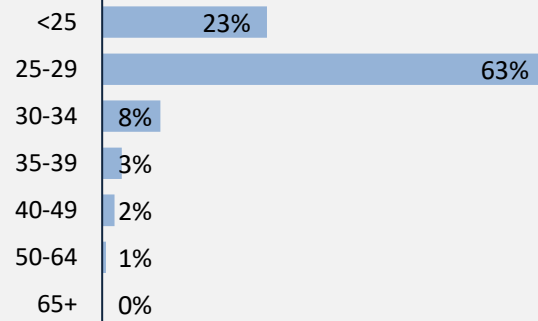
Description of Survey Respondents

Demographics

Gender



Age at the Time of the Survey



Aboriginal Identity

3%

Based on domestic students only.

Median Age

25

Further Education

48%

took further studies after graduating from their program

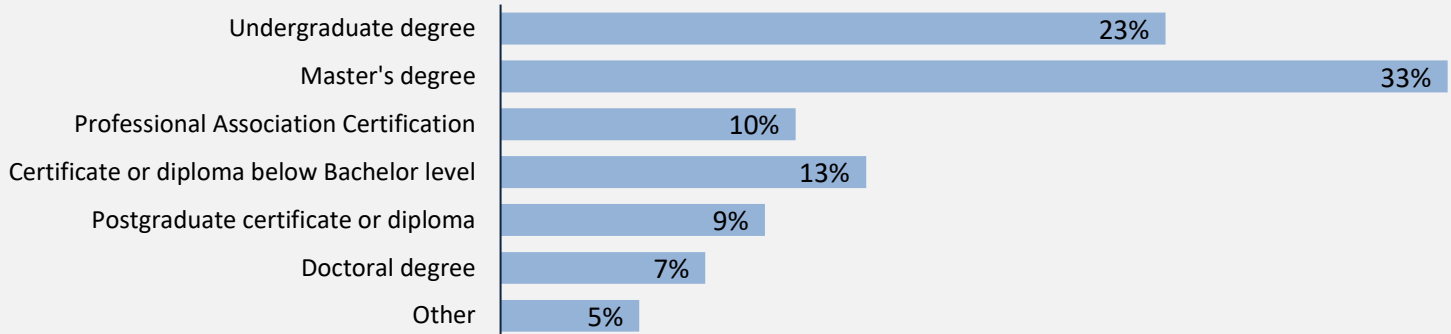
31%

of respondents were studying at the time of the survey

Of those studying at the time of the survey: n = 845

76% were studying full-time

Type of further education



Further education categories changed in 2015. Data for 2014 not included.

Baccalaureate Graduates Survey (BGS) 2-Year Out Survey


Summary of Survey Results: 2018

Applied Filters

Year: 2018; Institution: University of British Columbia;

Cohort	6,756
Respondents	2,755
Response Rate	41%

Employment Outcomes



"Employment rate" is the number employed as a percentage of all respondents.

Unemployment Rate

7.5%

"Unemployment rate" is the number of unemployed as a percentage of respondents in the labour force.

Of those employed:


n = 2,143

Hours Worked (median, main job)

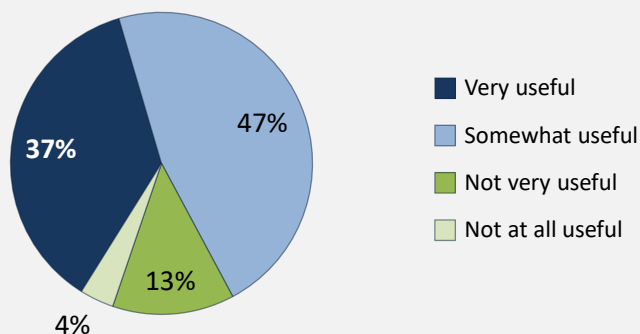
40

Annual Wage (median, main job, full-time)

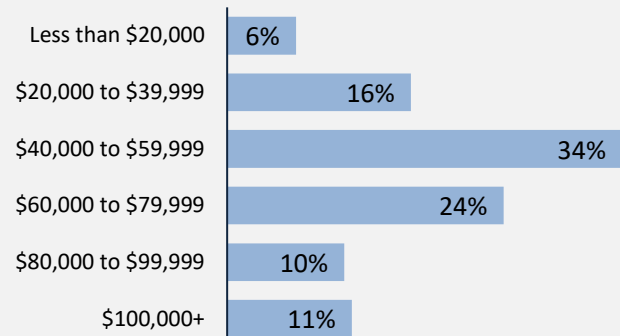
\$57,000



Skills and Knowledge Gained Useful in Performing Job



Annual Wage (main job)



Annual wage includes both part- and full-time employment.

Top Occupations (4-digit NOC)

	# employed	% of those employed
XXXX: Unclassified occupations	124	6%
4032: Elementary school and kindergarten teachers	117	5%
4031: Secondary school teachers	111	5%
2173: Software engineers and designers	72	3%
4112: Lawyers and Quebec notaries	69	3%
1111: Financial auditors and accountants	57	3%
3131: Pharmacists	56	3%
2174: Computer programmers and interactive media developers	54	3%
1123: Professional occupations in advertising, marketing and public relations	53	2%
3012: Registered nurses and registered psychiatric nurses	51	2%
Total of top occupations	764	36%
Total employed	2,143	

Baccalaureate Graduates Survey (BGS) 2-Year Out Survey

Summary of Survey Results: 2018

Applied Filters

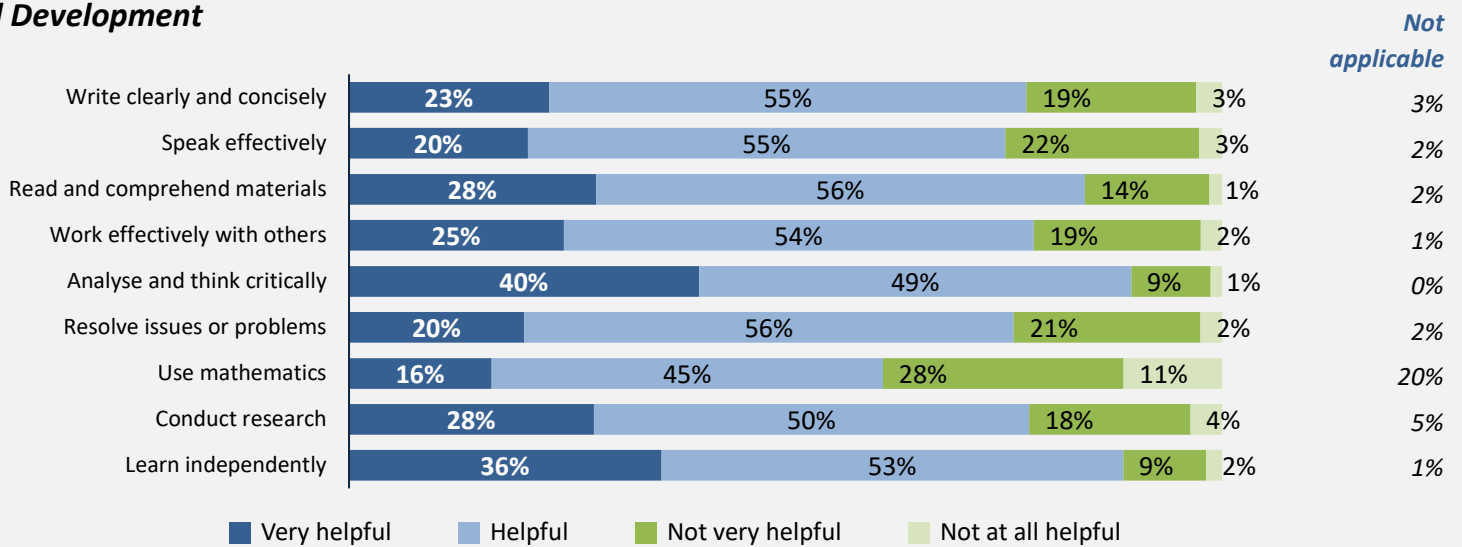
Year: 2018; Institution: University of British Columbia;

Cohort	6,756
Respondents	2,755
Response Rate	41%

Skill Development and Post-Secondary Experience

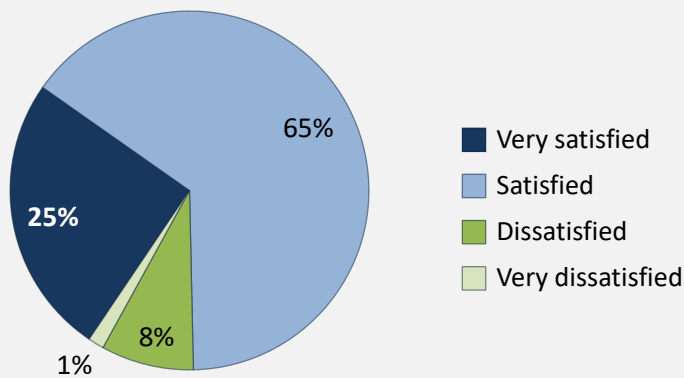
71% of respondents said they would choose the same program again

Skill Development



Percentages are based on those who gave a valid rating, excluding those who said Not applicable.

Satisfaction with Education



Quality of Instruction

