

# Baccalaureate Graduates Survey (BGS) 2-Year Out Survey

## Summary of Survey Results: 2018

### Applied Filters

Year: 2018; Institution: University of British Columbia Okanagan;

Cohort	1,281
Respondents	591
Response Rate	46%

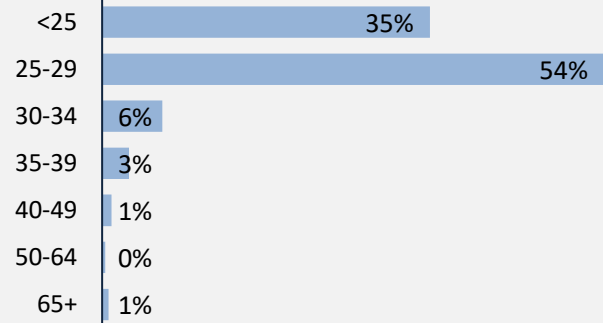
## Description of Survey Respondents

### Demographics

#### Gender



#### Age at the Time of the Survey



#### Aboriginal Identity

4%

Based on domestic students only.

#### Median Age

25

### Further Education

54%

took further studies after graduating from their program

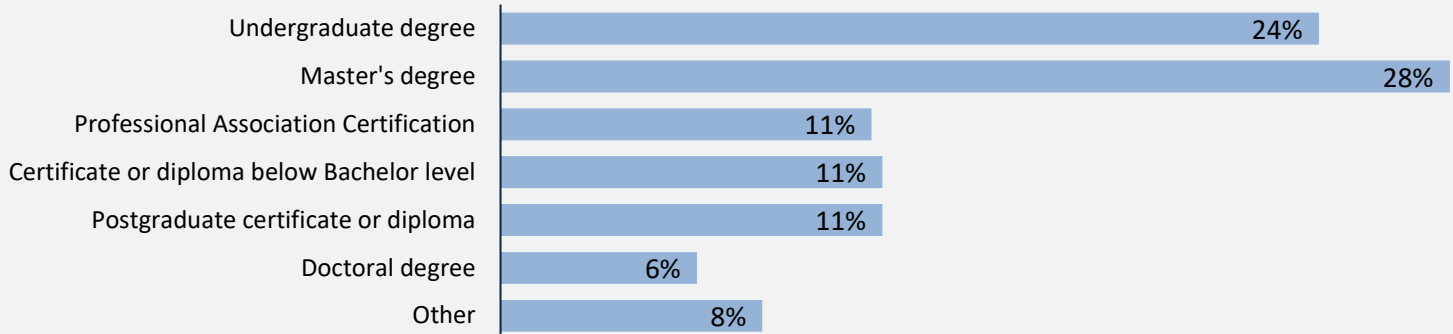
35%

of respondents were studying at the time of the survey

Of those studying at the time of the survey: n = 205

75% were studying full-time

### Type of further education



Further education categories changed in 2015. Data for 2014 not included.

# Baccalaureate Graduates Survey (BGS) 2-Year Out Survey


## Summary of Survey Results: 2018

### Applied Filters

Year: 2018; Institution: University of British Columbia Okanagan;

<b>Cohort</b>	<b>1,281</b>
<b>Respondents</b>	<b>591</b>
<b>Response Rate</b>	<b>46%</b>

## Employment Outcomes



"Employment rate" is the number employed as a percentage of all respondents.

### Unemployment Rate

# 8.8%

"Unemployment rate" is the number of unemployed as a percentage of respondents in the labour force.

### Of those employed:


n = 455

#### Hours Worked (median, main job)

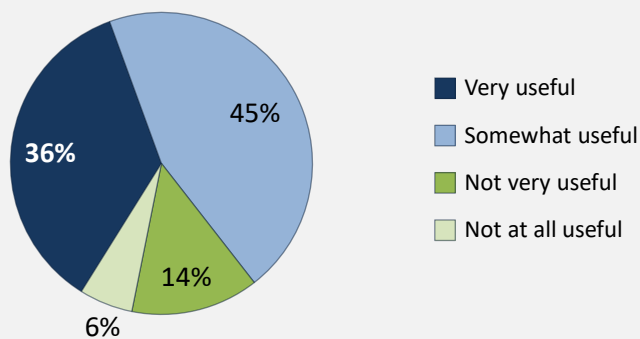
# 40

#### Annual Wage (median, main job, full-time)

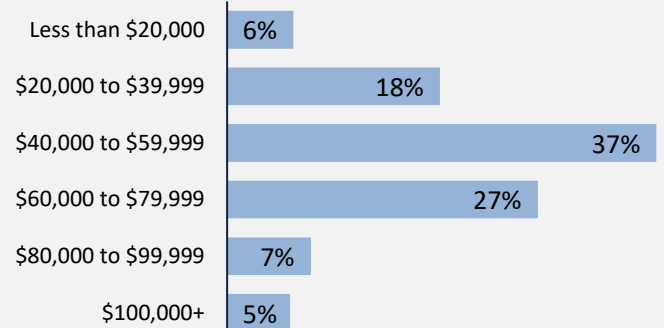
# \$53,000



#### Skills and Knowledge Gained Useful in Performing Job



#### Annual Wage (main job)



Annual wage includes both part- and full-time employment.

## Top Occupations (4-digit NOC)

	# employed	% of those employed
3012: Registered nurses and registered psychiatric nurses	46	10%
4032: Elementary school and kindergarten teachers	29	6%
XXXX: Unclassified occupations	25	5%
2131: Civil engineers	17	4%
4031: Secondary school teachers	16	4%
4012: Post-secondary teaching and research assistants	13	3%
2132: Mechanical engineers	13	3%
6421: Retail salespersons	10	2%
4212: Social and community service workers	10	2%
2221: Biological technologists and technicians	8	2%
<b>Total of top occupations</b>	<b>187</b>	<b>41%</b>
<b>Total employed</b>	<b>455</b>	

# Baccalaureate Graduates Survey (BGS) 2-Year Out Survey

## Summary of Survey Results: 2018

### Applied Filters

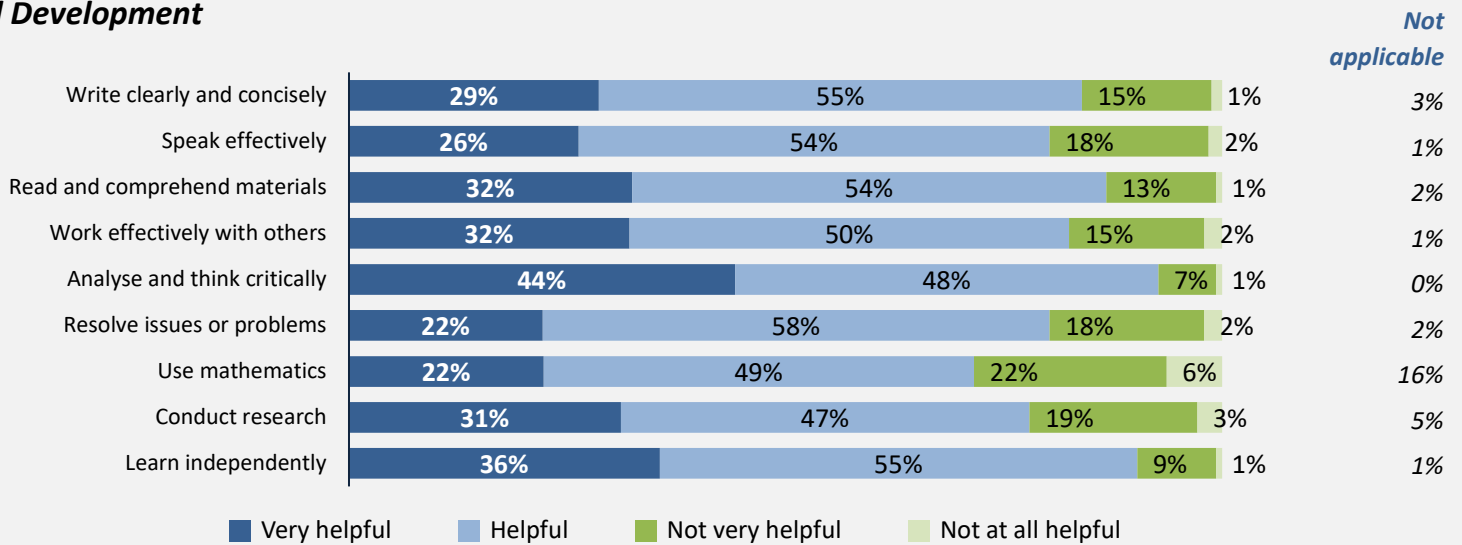
Year: 2018; Institution: University of British Columbia Okanagan;

Cohort	1,281
Respondents	591
Response Rate	46%

## Skill Development and Post-Secondary Experience

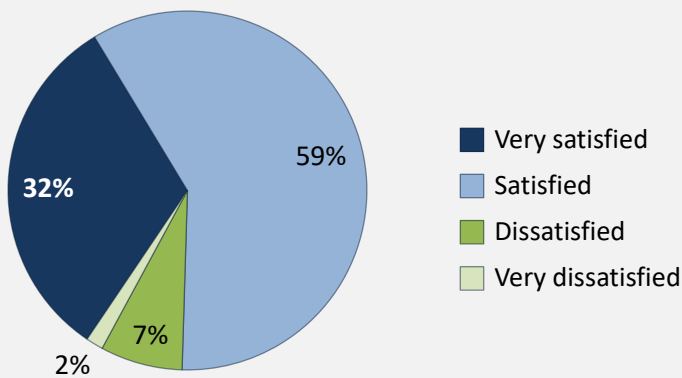
**75%** of respondents said they would choose the same program again

### Skill Development



Percentages are based on those who gave a valid rating, excluding those who said Not applicable.

### Satisfaction with Education



### Quality of Instruction

