

Baccalaureate Graduates Survey (BGS) 2-Year Out Survey

Summary of Survey Results: 2017

Applied Filters

Year: 2017; Institution: University of British Columbia Okanagan;

Cohort	1,201
Respondents	490
Response Rate	41%

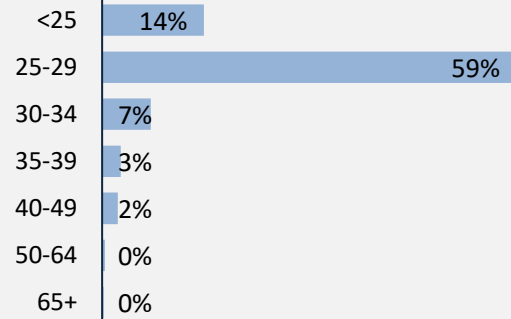
Description of Survey Respondents

Demographics

Gender



Age at the Time of the Survey



Aboriginal Identity

5%

Based on domestic students only.

Median Age

26

Further Education

52%

took further studies after graduating from their program

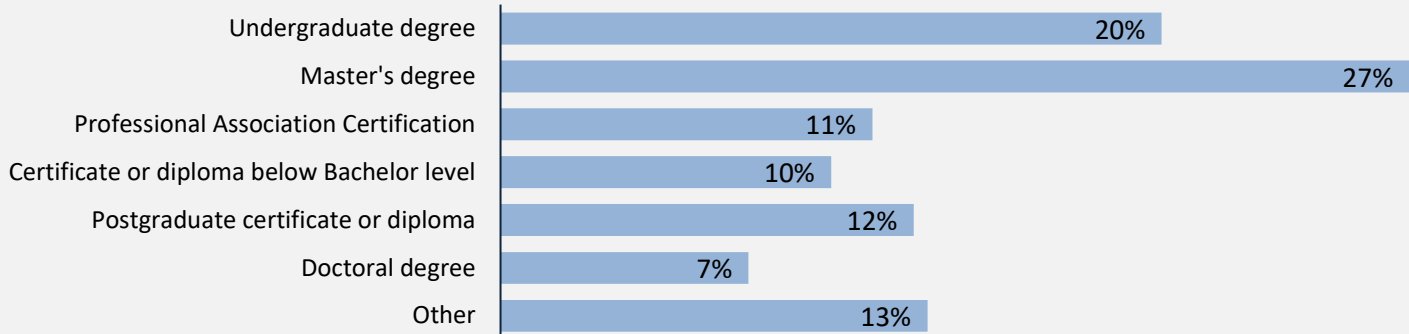
30%

of respondents were studying at the time of the survey

Of those studying at the time of the survey: n = 147

78% were studying full-time

Type of further education



Further education categories changed in 2015. Data for 2014 not included.

Baccalaureate Graduates Survey (BGS) 2-Year Out Survey


Summary of Survey Results: 2017

Applied Filters

Year: 2017; Institution: University of British Columbia Okanagan;

Cohort	1,201
Respondents	490
Response Rate	41%

Employment Outcomes



"Employment rate" is the number employed as a percentage of all respondents.

Unemployment Rate

8.3%

"Unemployment rate" is the number of unemployed as a percentage of respondents in the labour force.

Of those employed:


n = 387

Hours Worked (median, main job)

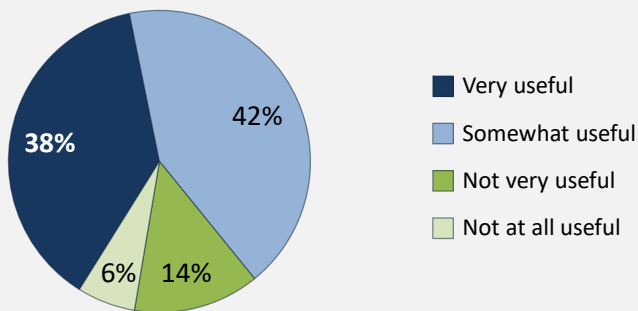
40

Annual Wage (median, main job, full-time)

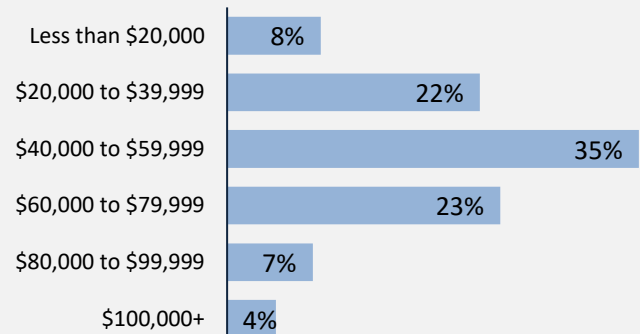
\$52,000



Skills and Knowledge Gained Useful in Performing Job



Annual Wage (main job)



Annual wage includes both part- and full-time employment.

Top Occupations (4-digit NOC)

	# employed	% of those employed
3012: Registered nurses and registered psychiatric nurses	50	13%
4032: Elementary school and kindergarten teachers	26	7%
2132: Mechanical engineers	22	6%
2131: Civil engineers	17	4%
1111: Financial auditors and accountants	13	3%
4012: Post-secondary teaching and research assistants	9	2%
4031: Secondary school teachers	8	2%
6513: Food and beverage servers	8	2%
6421: Retail salespersons	8	2%
4151: Psychologists	7	2%
Total of top occupations	168	43%
Total employed	387	

Baccalaureate Graduates Survey (BGS) 2-Year Out Survey

Summary of Survey Results: 2017

Applied Filters

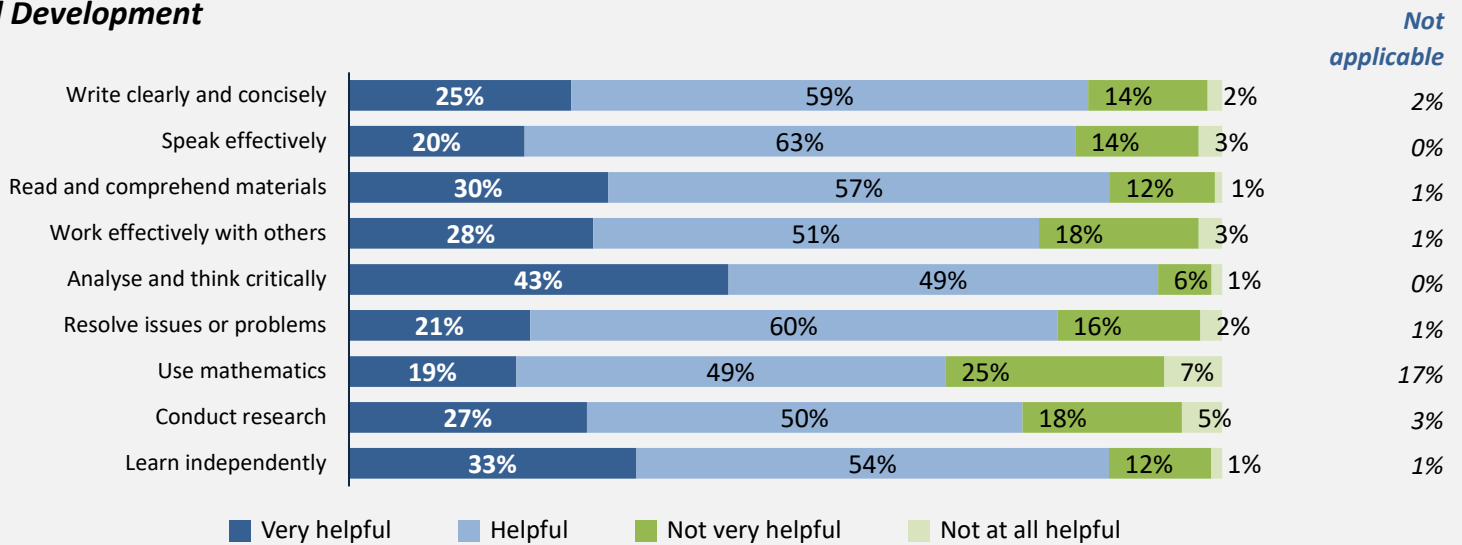
Year: 2017; Institution: University of British Columbia Okanagan;

Cohort	1,201
Respondents	490
Response Rate	41%

Skill Development and Post-Secondary Experience

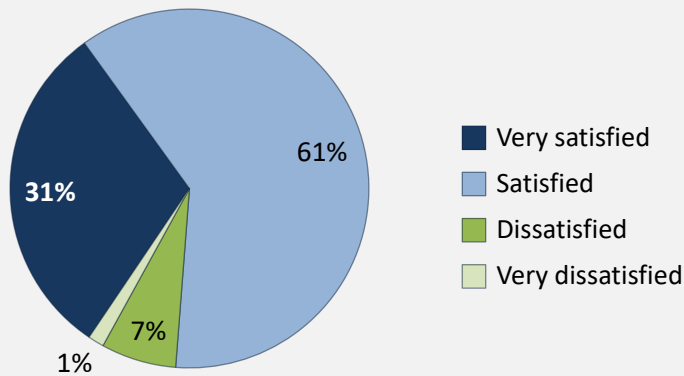
75% of respondents said they would choose the same program again

Skill Development



Percentages are based on those who gave a valid rating, excluding those who said Not applicable.

Satisfaction with Education



Quality of Instruction

