

Baccalaureate Graduates Survey (BGS) 2-Year Out Survey

Summary of Survey Results: 2016

Applied Filters

Year: 2016; Institution: University of British Columbia Okanagan;

Cohort	1,199
Respondents	482
Response Rate	40%

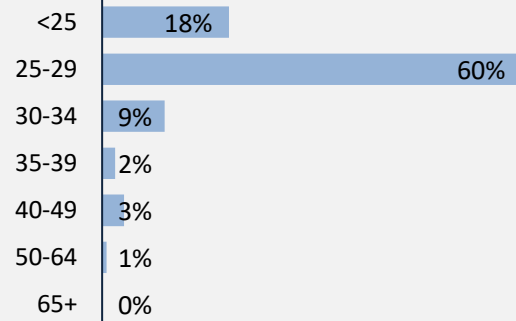
Description of Survey Respondents

Demographics

Gender



Age at the Time of the Survey



Aboriginal Identity

5%

Based on domestic students only.

Median Age

26

Further Education

49%

took further studies after
graduating from their
program

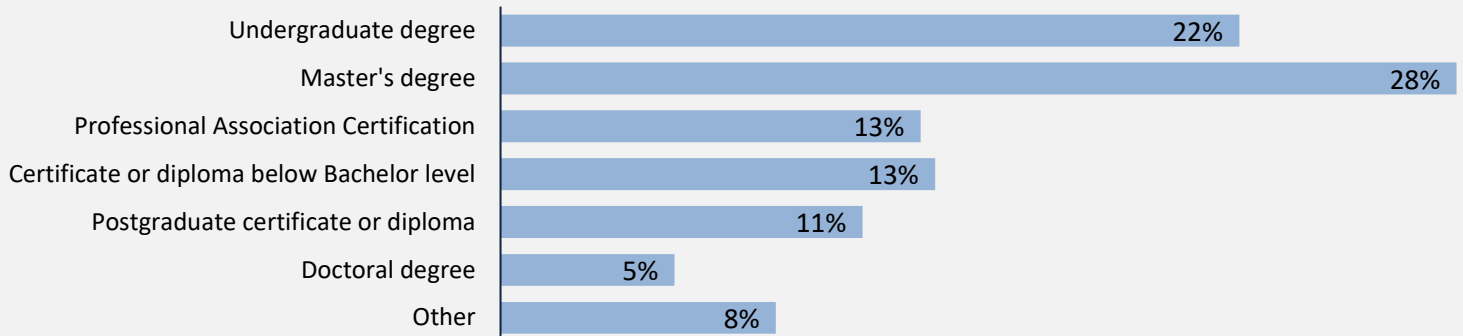
32%

of respondents were studying
at the time of the survey

Of those studying at the time of the survey: *n* = 155

78% were studying
full-time

Type of further education



Further education categories changed in 2015. Data for 2014 not included.

Baccalaureate Graduates Survey (BGS) 2-Year Out Survey


Summary of Survey Results: 2016

Applied Filters

Year: 2016; Institution: University of British Columbia Okanagan;

Cohort	1,199
Respondents	482
Response Rate	40%

Employment Outcomes



"Employment rate" is the number employed as a percentage of all respondents.

Unemployment Rate

7.8%

"Unemployment rate" is the number of unemployed as a percentage of respondents in the labour force.

Of those employed:


n = 380

Hours Worked (median, main job)

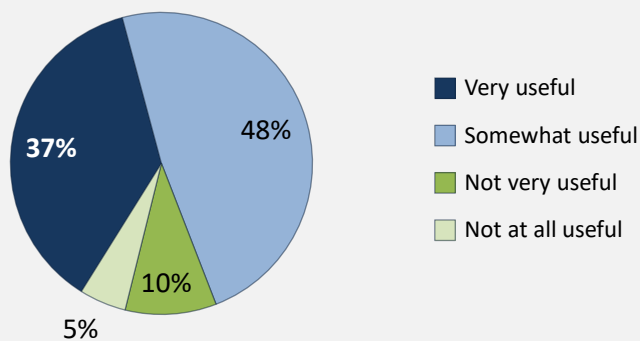
40

Annual Wage (median, main job, full-time)

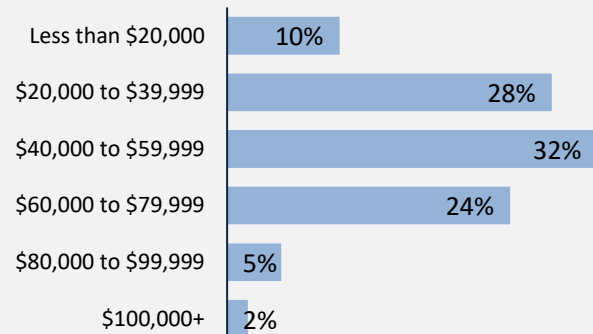
\$50,000



Skills and Knowledge Gained Useful in Performing Job



Annual Wage (main job)



Annual wage includes both part- and full-time employment.

Top Occupations (4-digit NOC)

	# employed	% of those employed
3012: Registered nurses and registered psychiatric nurses	40	11%
4031: Secondary school teachers	28	7%
4032: Elementary school and kindergarten teachers	25	7%
XXXX: Unclassified occupations	19	5%
2131: Civil engineers	15	4%
4012: Post-secondary teaching and research assistants	13	3%
1111: Financial auditors and accountants	12	3%
4212: Social and community service workers	10	3%
6421: Retail salespersons	9	2%
1241: Administrative assistants	8	2%
Total of top occupations	179	47%
Total employed	380	

Baccalaureate Graduates Survey (BGS) 2-Year Out Survey

Summary of Survey Results: 2016

Applied Filters

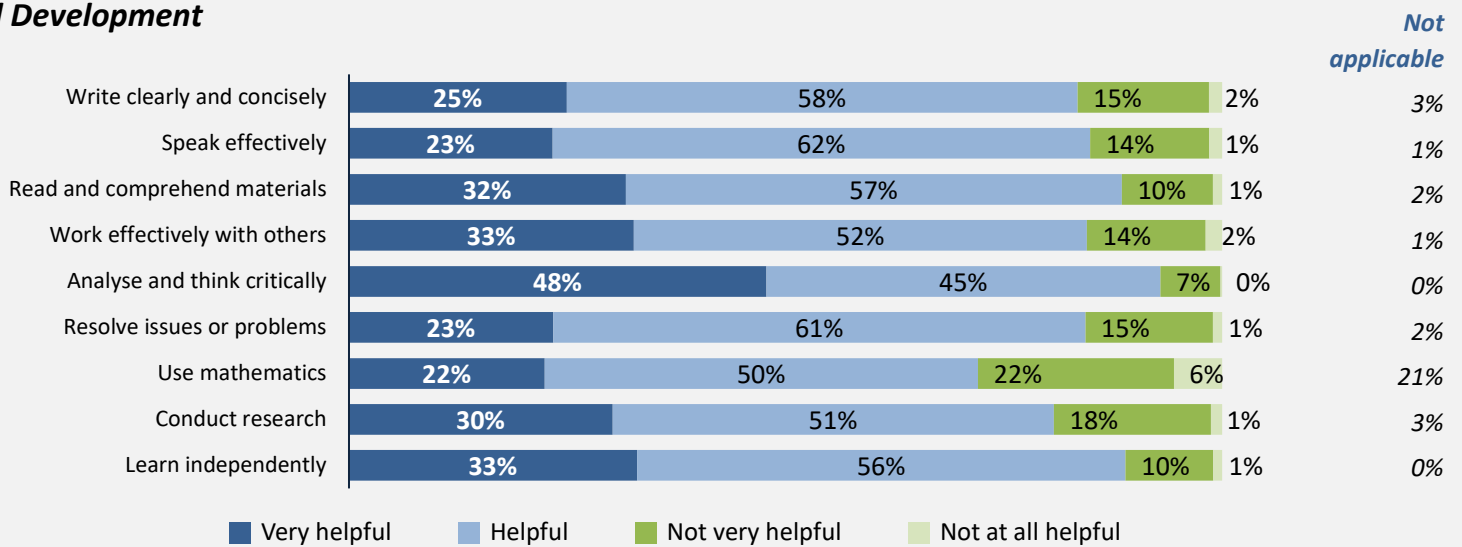
Year: 2016; Institution: University of British Columbia Okanagan;

Cohort	1,199
Respondents	482
Response Rate	40%

Skill Development and Post-Secondary Experience

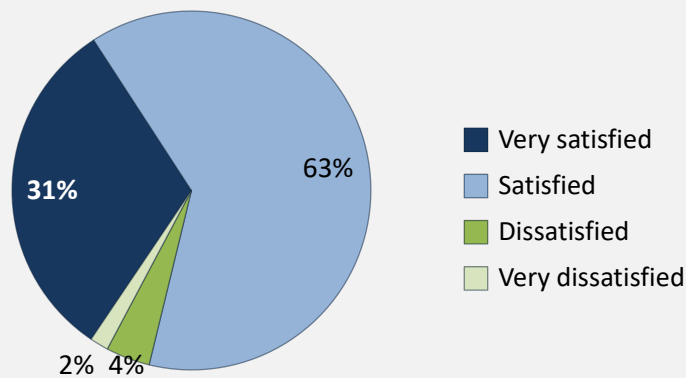
77% of respondents said they would choose the same program again

Skill Development



Percentages are based on those who gave a valid rating, excluding those who said Not applicable.

Satisfaction with Education



Quality of Instruction

