

# Baccalaureate Graduates Survey (BGS) 2-Year Out Survey

## Summary of Survey Results: 2015

### Applied Filters

Year: 2015; Institution: University of British Columbia Okanagan;

Cohort	1,002
Respondents	451
Response Rate	45%

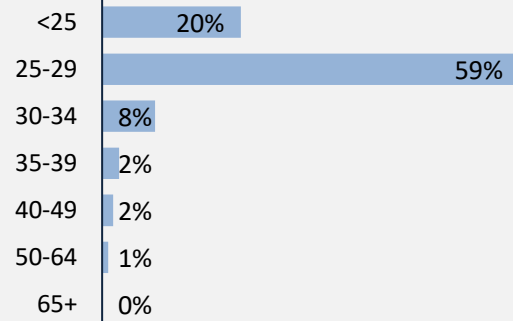
## Description of Survey Respondents

### Demographics

#### Gender



#### Age at the Time of the Survey



#### Aboriginal Identity

4%

*Based on domestic students only.*

#### Median Age

26

### Further Education

50%

took further studies after  
graduating from their  
program

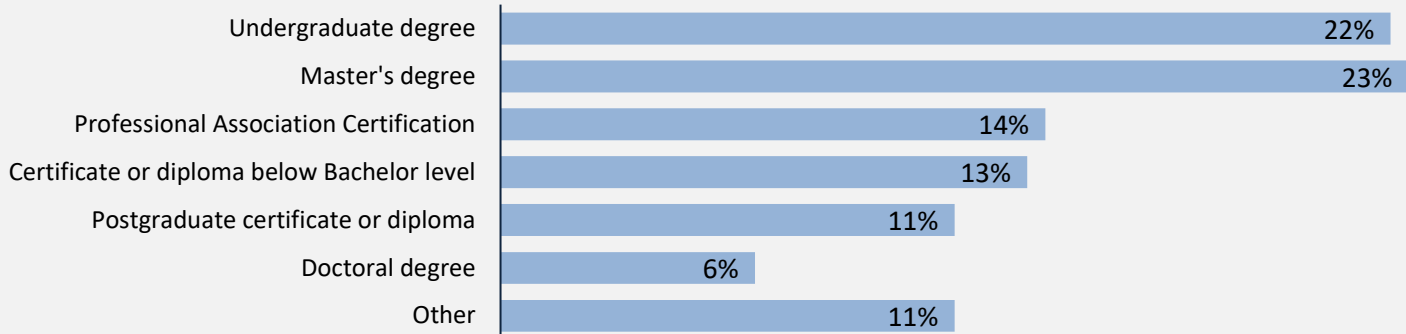
27%

of respondents were studying  
at the time of the survey

Of those studying at the time of the survey: *n* = 123

74% were studying  
full-time

### Type of further education



*Further education categories changed in 2015. Data for 2014 not included.*

# Baccalaureate Graduates Survey (BGS) 2-Year Out Survey


## Summary of Survey Results: 2015

### Applied Filters

Year: 2015; Institution: University of British Columbia Okanagan;

<b>Cohort</b>	<b>1,002</b>
<b>Respondents</b>	<b>451</b>
<b>Response Rate</b>	<b>45%</b>

## Employment Outcomes



"Employment rate" is the number employed as a percentage of all respondents.

### Unemployment Rate

# 8.8%

"Unemployment rate" is the number of unemployed as a percentage of respondents in the labour force.

### Of those employed:


n = 363

#### Hours Worked (median, main job)

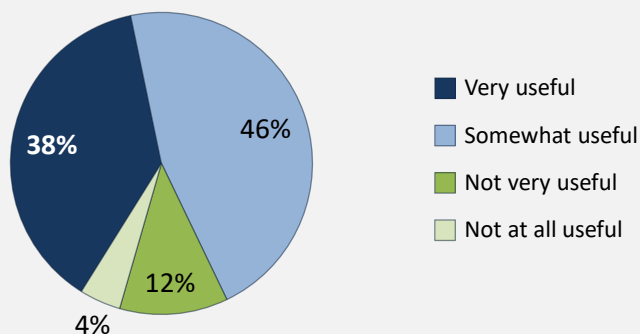
# 40

#### Annual Wage (median, main job, full-time)

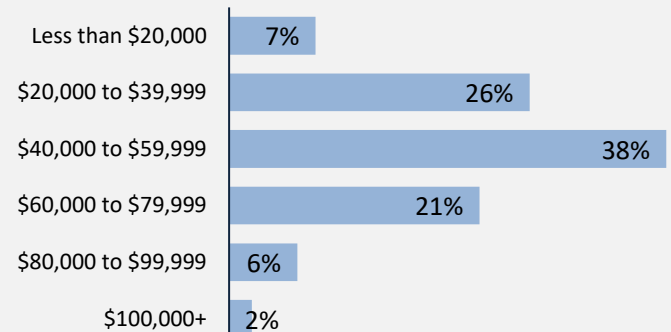
# \$50,000



#### Skills and Knowledge Gained Useful in Performing Job



#### Annual Wage (main job)



Annual wage includes both part- and full-time employment.

### Top Occupations (4-digit NOC)

	# employed	% of those employed
3012: Registered nurses and registered psychiatric nurses	41	11%
4212: Social and community service workers	14	4%
2131: Civil engineers	14	4%
XXXX: Unclassified occupations	14	4%
1111: Financial auditors and accountants	12	3%
4032: Elementary school and kindergarten teachers	12	3%
2132: Mechanical engineers	12	3%
4031: Secondary school teachers	11	3%
6421: Retail salespersons	11	3%
1123: Professional occupations in advertising, marketing and public relations	9	2%
<b>Total of top occupations</b>	<b>150</b>	<b>41%</b>
<b>Total employed</b>	<b>363</b>	

# Baccalaureate Graduates Survey (BGS) 2-Year Out Survey

## Summary of Survey Results: 2015

### Applied Filters

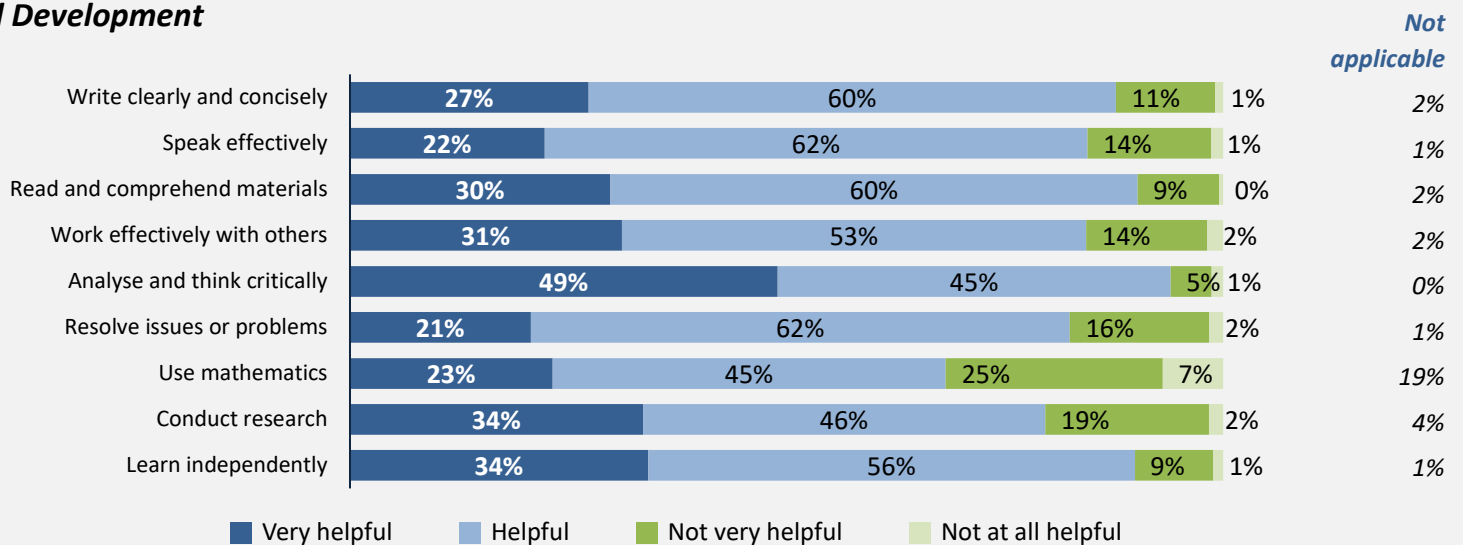
Year: 2015; Institution: University of British Columbia Okanagan;

Cohort	1,002
Respondents	451
Response Rate	45%

## Skill Development and Post-Secondary Experience

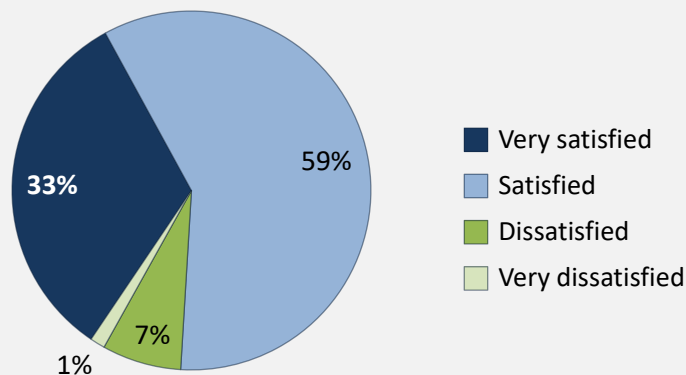
**75%** of respondents said they would choose the same program again

### Skill Development



Percentages are based on those who gave a valid rating, excluding those who said Not applicable.

### Satisfaction with Education



### Quality of Instruction

